



**HOSE, COUPLINGS + EQUIPMENT**


**2012 INDUSTRIAL HOSE CATALOG**





### ADDITIONS / MODIFICATIONS

Product	Description
690SB	5" & 6" ID x 100 Ft. Lengths
Adapta Flex™ Black	UPS reels 1/4", 1/2", 3/4" & 1" ID's
Arctic™ Longhorn™ MegaFlex®	-65° F, 2", 3" & 4" ID's
Barricade™ 4219BG	Carbureted Engines
Barricade™ 4219BF	Fuel Injection
Food Master® Light	3/4" x 200 Ft. Length
DEF	Diesel Exhaust Fluid
Dolphin®	6-5/8" x 100 Ft. Length
GL Couplings	Global Low Pressure for specific Ind. Hoses
GSP Couplings	Global Spiral® Couplings for specific Ind. Hoses
Hose Cut Length Program	New hoses/sizes added
Hydrocarbon Drain Hose	3/4" ID
LOL Lock-On Hose	Name change – was LOL Plus
Longhorn™	6" x 100 smooth cover & 6" x 200 corrugated cover
Longhorn™ MegaFlex®	1:1 Bend Radius, 1", 2", 3", 4" ID's
Ohmega®	1/4" ID
Oilfield Vacuum	2", 3", 4" ID's
Oilfield Service 400D	Formerly Sea Horse® 400
Oilfield Service 400D MegaTuff®	3" & 4" ID's
Oilfield Service 400SD	Formerly Sea Horse® 400 HW
Petroleum Drop 150SD MegaFlex®	1:1 Bend Radius, 2", 3", 4" ID's
PowerClean™	Large Reels: 1/4" Blue 3500
	3/8" Yellow 3000
	3/8" Red 4000
	3/8" Gray 4000
Premo Flex® AR	Abrasion Resistant Cover
Rock Dust	1-1/4" thru 3" ID's
Sea Horse® HW (Fuel Tfr/SD)	6" x 200 Ft. Length
Super-Vac™	Smooth Cover 2", 3" & 4" ID's
Super-Vac™ MegaFlex®	1:1 Bend Radius, incl. 4" 200 PSI
Stainless Steel Ferrules for Textile Hose	New SS Ferrules for textile reinforced hose
Terminator®	5/8" ID
Various Multi-Purpose Hoses	500 Ft. One-Piece Exact Length Reels
Water Suction/Discharge	2", 3" & 4" ID's



**CANCELLATIONS**



Product	Description
6B Dura Master® 1-1/4" through 1-1/2" and all 315 WP	Replaced by Duro Flex®
19B Plant Master® 1-1/4" through 1-1/2" and all 500 WP	Replaced by Premo Flex®
119B Plant Master® 1-1/4" through 1-1/2" and all 500 WP	Replaced by Premo Flex®
319MB Gold Master®	Check Prod. Application for specific replacement
4689M Fuel Fill (USCG Type A1 and B1)	No replacement
Appaloosa®	Check Prod. Application for specific replacement
Scorpion™ X-Treme	Replaced by Scorpion™
Trident®	Replaced by Oilfield Service 400D



## Table of Contents

Description	Page
Additions / Modifications .....	1
Cancellations .....	2
Table of Contents .....	3
Index by Specification .....	4
Index of Industrial Hoses by Name and Number .....	5-6
Index of Industrial Hoses by Application .....	7-8
Warning / Service Life .....	9
Cut Length Program .....	10
Cut Length Program Inventory List .....	11-12
Selection of Hoses and Couplings .....	13-15
Hose Temperature Ranges .....	16
Ends for Gates Hose .....	17
ARPM Tolerances .....	18
Care and Maintenance of Hose .....	19-21
Gates GC®96 Industrial Hose Crimper .....	22
Gates Authorized E2E Safety Connection Distributors .....	23
Gates Engineering & Services .....	24
Industrial Hose Categories:	
Acid-Chemical Hose .....	25-33
Air and Multi-Purpose Hose .....	34-54
Food and Beverage Hose .....	55-67
Marine Hose .....	68-84
Material Handling Hose .....	85-91
Mining Hose .....	92-97
Oilfield Hose .....	98-117
Petroleum Transfer Hose .....	118-135
Pressure Washer .....	136-141
Steam Hose .....	142-145
Water Hose .....	146-154
Clamps .....	155-156
Couplings and Ferrules .....	157-173
Hose Finder .....	174-194
Chemical Resistance Table & Characteristics of Hose Stock Types .....	195-227







TERMS, CONDITIONS AND TRANSPORTATION POLICY

TERMS POLICY

As shown on applicable discount schedule.

Conditions

- Prices do not include charges for special packaging, which will be extra, unless otherwise specified.
• Prices are subject to change without notice.
• Buyer shall reimburse Seller for all taxes, excise or other charges. Seller may be required to pay to any government (Federal, State or local) upon the sales, use, production or transportation of the merchandise sold hereunder.
• Seller shall be excused and not liable for delays caused by Buyer's request, labor troubles, shortages in materials, damage to plant, government regulations or other cause, similar or otherwise beyond Seller's control.

TRANSPORTATION POLICY

All prices are F.O.B point of shipment. The "F.O.B. point of shipment" term means that the title to the goods passes to the consignee (customer) at time of shipment and any claims against the carrier for loss or damage become the responsibility of the consignee.

- Freight terms: As shown on applicable discount schedule. F.O.B. point of shipment, and shipped to any one location served by common carrier within the Continental United States, Hawaii or Alaska. On shipments to Hawaii or Alaska, shipment by sea service is considered common carrier.
• Industrial Hose Products must be shipped to the location issuing the purchase order.
• Nonstock or special manufactured items will stand on their own for freight allowance, F.O.B. point of manufacture.
• Partial shipments made at Gates discretion will be shipped prepaid provided the original order qualified for prepaid shipment.

Index by Specification

Table with 6 columns: SPEC, PAGE, SPEC, PAGE, SPEC, PAGE. Lists various hose specifications and their corresponding page numbers.



## Index of Industrial Hose by Name and Number

NAME	PAGE	NAME	PAGE	NAME	PAGE
1000 MP/Mine Spray .....	92	C5M Fuel Line (USCG Type		LP350X (Butane-Propane).....	133
119B Plant Master® .....	35	A) .....	79	LPG Vapor .....	134
16 EFBOP Blow-Out		Cellar Master® .....	56	Marlin® .....	150
Preventer.....	113	Cellar Master® Light .....	57	Master-Flex® 100GR .....	153
163SB (Air & Vapor		Colt® .....	30	Master-Flex® 101CL .....	154
Duct - Heavy Duty) .....	52	Creamery/Paper Mill		Master-Flex® 200CL .....	64
18MB Air Drill .....	95	Washdown .....	141	Master-Flex® 201CR .....	65
19B Plant Master® .....	34	Cyclone® .....	140	Master-Flex® 202SW .....	66
205MB Steam King® .....	144	Diesel Exhaust Fluid .....	49	Master-Flex® 300 EPDM .....	90
232MB Steam Queen® .....	145	Dolphin® .....	151	Master-Flex® 400 .....	91
33HB (Divers' Air) .....	54	Duro Flex® .....	42	Master-Flex® 500 .....	152
4219G (Fuel Line & Tank		Engine Coolant (Silicone) .....	74	Master-Flex® Fuel Delivery.....	129
Vent).....	82	Engine Coolant		Master-Flex® Fuel	
429W (Sand Blast).....	89	(Oil Resistant - Softwall) .....	72	Delivery Sleeve .....	129
4663K (Fuel Fill - Corrugated) ..	83	Engine Coolant		Master-Flex® Vapor Recovery ..	130
4684CF		(Wire Inserted - Hardwall) .....	73	Master-Flex® Vapor Recovery	
(Wet Exhaust - Corrugated)....	78	Food Master® Lite™ .....	58	Sleeve .....	130
500 MP Air Drill.....	96	Food & Beverage Master® .....	55	Maverick™ .....	124
609W		Fuel Line (USCG Type A1) .....	80	Mustang® .....	27
(Dry Cement Delivery) .....	85	Fuel Line (USCG Type B).....	81	Mustang® Crush Resistant .....	28
610W (Bulk Commodity) .....	63	Fuel Oil Delivery .....	131	Ohmega® (Pot Room) .....	53
63SB (Air & Vapor Duct).....	51	GLX® - Female JIC 37° Flare		Oilfield Service 400D	
688SB (Bulk Commodity) .....	86	Swivel.....	160	(Discharge).....	116
690SB (Bulk Commodity) .....	61	GLX® - FP Female		Oilfield Service 400SD (Suction	
692SB (Bulk Commodity) .....	62	NPTF Solid .....	159	and Discharge).....	117
6B Dura Master® .....	41	GLX® - FPX Female		Oilfield Vacuum .....	115
75W (Standard Wall Coolant) ..	70	NPSM Swivel .....	160	Petroleum Drop	
76W (Heavy Wall Coolant) .....	71	GLX® - FSX 45° SAE Female		150SD MegaFlex®.....	122
770SB .....	88	Swivel.....	158	Powerbraid® Plus	
77B (Paint Spray and		GLX® - Male Pipe		(Slim Hole Rotary).....	112
Chemical).....	33	(NPTF 30° Cone Seat) .....	157	PowerClean™ - 1 Wire Braid...136	
Adapta Flex™ - UPS Shippable		GLX® - MPX Male		PowerClean™ - 2 Wire Braid...138	
Reels.....	45	NPTF Swivel .....	159	PowerClean™ 1 Wire Braid ....137	
Adapta Flex™ Black .....	46	GLX® - MS 45° SAE		Premo Flex® .....	39
Adapta Flex™ Blue, Green		Male Solid .....	158	Premo Flex® AR .....	40
& Yellow Cover .....	47	GSH™ - GSH with Integral 2" Fig.		Pressure Washer Assemblies ..	139
Adapta Flex™ Red .....	43	1502 Hammer Unions.....	161	Python® Plus	
Adapta Flex™ Red		Heater Hose.....	75	(Lock-On Hose) .....	38
1 Piece Reel .....	44	Heavy-Duty T-Bolt Clamps .....	156	Renegade™ .....	29
Aquarius® Potable Water.....	60	Hot Air Blower .....	87	Rock Dust .....	97
Arctic™ Longhorn® MegaFlex® ..	121	Hydrocarbon Drain.....	50	Sani-Pure™ .....	59
Barracuda® .....	147	LOL (Lock-On Hose).....	37	Scorpion™ .....	94
Barricade™ (Fuel Injection).....	69	Longhorn® .....	118	Sea Horse® (Fuel Transfer).....	127
Barricade™		Longhorn® AF		Sea Horse® HW	
(Carbureted Engines) .....	68	(Alternative Fuel).....	119	(Fuel Transfer Suction/	
Blacksnake®		Longhorn® MegaFlex® .....	120	Discharge - Hardwall) .....	128
(Curb Pump - Hardwall).....	135	Longwall Mine Emulsion .....	93	Shark® .....	146
Blender Transfer.....	114	LP350 (Butane-Propane) .....	132	Stainless Steel Clamps.....	155







## GATES INDUSTRIAL HOSE PRODUCTS

Stainless Steel Ferrules.....	161	Super-Vac™ MegaFlex® .....	126	Tufflex® Plus .....	48
Stallion® .....	25	Terminator® .....	36	Vacuum Tubing .....	84
Stallion® Crush Resistant .....	26	Thermo AG® 570 (Ag Spray) ....	31	Water Suction/Discharge .....	148
Steelhead® .....	149	Thermo AG® 800 (Ag Spray) ....	32	Wet Exhaust (Hardwall) .....	77
Steer® .....	123	Tufflex® Food .....	67	Wet Exhaust (Softwall) .....	76
Super-Vac™ .....	125				



## Index of Industrial Hose by Application

Subject	Page	Subject	Page
<b>A</b>		<b>E</b>	
ABS.....	79	Edible Products Transfer.....	55-59, 61-67
Acid-Chemical.....	25-33	Electric Resistance Ends .....	34-36, 38, 53
Acid-Suction.....	25-33	Engine Coolant.....	70-74, 78
Agricultural Spray .....	31-32	Exhaust.....	76-78
Agricultural Water.....	146-147, 149-154	<b>F</b>	
Air .....	34-39, 41-48, 51-54, 92-96	FDA (U.S. Food and Drug Administration) ..	55-59, 61-67
Air Blower .....	51-52	FEP .....	25-26
Air Drill.....	94-96	Fertilizer Transfer .....	31-32, 34-35, 39, 41-48, 90
Air Duct.....	51-52, 91	Food Handling.....	55-59, 61-67
Air Tools.....	34-35, 39, 41-48, 92-93	Fracking Hose.....	116
Ammonia Applicator.....	43-48	Fuel Feed, Filler .....	79-81
Aromatic Gasolines ...	116-119, 123-124, 127-129, 131, 135	Fuel Oil Transfer.....	118-119, 123-124, 129, 131
ARPM (Assoc. for Rubber Products Mfgs.) .....	34-39, 41-47, 70-72, 78-79, 83, 90-91, 145	Fuel Transfer .....	115-119, 123-131, 135
Automotive Coolant .....	70-71	<b>G</b>	
<b>B</b>		Gasohol.....	135
Beverage .....	55-59, 61-67	Gasoline Pump (UL-330).....	135
Bio-Diesel.....	119	Gasoline Transfer .....	116-119, 123-124, 127-129, 131, 135
Blast or Shot Hole.....	112	Gatron® .....	27-28
BOP.....	113	General Purpose (See Air and Multi-Purpose) ..	34-39, 41-48, 51-54, 92-94, 112
Breathing .....	39, 54	Grain Handling .....	61-66, 86, 91
Brewery.....	55-57	Grass Vacuuming .....	88, 91
Bulk Materials .....	55-59, 61-66, 85-91	Gravity Feed .....	156
Butane .....	132-134	<b>H</b>	
<b>C</b>		Heavy-Duty Water .....	146, 149-150
Cement.....	85-86	Herbicide Transfer.....	31-32, 153-154
Chemical Cleanup .....	25-30, 33	High Pressure Air .....	92, 94-96, 112
Cleanup.....	35, 136-138, 140-141	High Pressure Washer .....	136-141
Compressed Air .....	34-39, 41-48, 92, 96, 112	High Pressure Water .....	136-140
Coolant .....	70-74, 78	High Temperature Air.....	94
Coolant Low Pressure .....	156	Hot Air Blower.....	87
Couplings.....	157-161	Hydraulic Fracking .....	116
Creamery Washdown .....	141	<b>I</b>	
Cross-Linked Polyethylene.....	25-28	Industrial Air.....	34-39, 41-48, 51-52, 92-96, 112
Curb Pump (UL-330).....	131, 135	Industrial Couplings .....	157-161
<b>D</b>		Industrial Steam.....	144-145
Debris Collecting .....	86, 88, 90-91	Industrial Water .....	34-39, 41-48, 70-71, 92-93, 140-141, 146-147, 149-154
Dilute Acids .....	114	Insecticide Transfer.....	31-32, 153-154
Distillate Transfer.....	118-119, 123-124, 129-130	Insulation Handling .....	88, 91
Divers' Air.....	54		
Drilling .....	94		
Drilling Rig or Platform .....	60		
Dust Collection .....	51-52, 88, 90-91		







Index of Industrial Hose by Application

Subject	Page	Subject	Page
<b>L</b>			
Lay Flat Hose .....	152	SAE 20R.....	70-75, 78
Leaf Collector .....	88, 91	SAE 30R.....	79, 82
Lightweight Water.....	70, 147, 151-154	SAE 30R5.....	83
LP Gas (UL-21) .....	132-133	SAE 30R6 or SAE30R7.....	82
LPG Vapor .....	134	SAE J1037.....	84
Lube Oil Transfer.....	34-37, 118-119, 123-124	SAE J1527.....	79-81
<b>M</b>			
Marine .....	155	SAE J2006.....	76-78
Marine Wet Exhaust.....	70, 76-78	Sand Blast .....	89
Material Handling.....	85-91	Sewage .....	90
Mining.....	36, 92-93, 96-97	Sewage Transfer .....	115, 125-126
MSHA (Mining Safety and Health Admin.) .....	36, 92-93, 96, 112	Silicone Free.....	48
Multi-Purpose.....	34-39, 41-48, 51-54, 94, 112	Sludge .....	86, 115, 125-126
<b>N</b>			
Natural Gas .....	132-133	Solvents.....	25-30, 33
Non-Conductive .....	34-36, 38-39, 53	Steam .....	144-145
Non-Oil Chemicals.....	60	Superheated .....	144-145
Nylon.....	33	<b>T</b>	
<b>O</b>			
Oil Resistance .....	41-42, 145	Tank Truck (Chemical).....	25-30
Oilfield .....	112	Tank Truck (Food).....	55-59, 61-66
Oxygen .....	34-35, 39, 54	Tank Truck (Petroleum) .....	115-119, 123-131
<b>P</b>			
Paint Spray .....	33	Three A (3A Standards) .....	55-56, 58-59, 62, 64
Paper Mill Washown.....	141	<b>U</b>	
Pesticides .....	31-32, 153-154	Underwriters' Laboratories (UL) .....	132-135
Petroleum.....	114-119, 123-135	USCG .....	79-81
Pneumatic Applications..	34-39, 41-48, 92-96, 112	USCG SAE J1942 .....	79
Pot Room .....	34-36, 38-39, 53	USDA.....	55-56, 58-59, 62, 64-67
Potable Water .....	55-57, 60, 64-67	<b>V</b>	
Propane (UL-21).....	132-133	Vacuum (Dry).....	90-91
<b>R</b>			
Refueling .....	135	Ventilating.....	51-52, 82, 91
Resistance, Electrical.....	34-36, 38-39, 53	<b>W</b>	
Rock Dust .....	97	Washdown.....	34-35, 92, 136-141
Rotary.....	112	Water .....	114, 146-147, 149-154
		Water Discharge .....	70-71, 149-152, 154
		Water Suction .....	90, 136-141, 146-147, 153-154
		Water Suction and Discharge .....	90, 136-141, 146-147, 153-154
		Water Well.....	112
		Wet Exhaust.....	70-71, 76-78
		Wine.....	55-57



## WARNING

Gates Corporation recommends industrial hoses for normal service as described in this catalog. Other applications should be referred to your respective marketing representative.

**In any application, there may be inherent risk of bodily injury or property damage and the user is responsible for implementation of adequate safety precautions. It is the responsibility of the person supplying the hose to advise the user of proper instructions for the adequate safe use and/or precautions and to warn the user of consequences of failure to heed such instruction. Should a hose assembly fail during use because of excessive pressure, injurious and/or damaging chemicals, elevated temperature materials, explosives or flammable materials, then serious bodily injury or destruction of property could result from impelled couplings, whipping hose, high pressure or high velocity discharge, chemical contact, high temperature materials, explosion or fire.**

In known high risk areas, it is recommended that hose inspections be performed at frequent intervals related to the risk factor. Hose with obvious damage should be scrapped and replaced. These inspections should include tube and cover conditions, leaking or slipped couplings and proof test.

Detailed information concerning storage, care and maintenance may be found in the Hose Handbook published by Association for Rubber Products Manufacturers 1901 Pennsylvania Avenue, N.W., Washington, D.C. 20006 and in SAE Recommended Practices J1273.

### IMPORTANT

Gates recommends only those applications of products specified in Gates product literature.

Gates disclaims any liability for use of its products in applications other than those for which they were designed.

## Service Life

All rubber products, including Industrial Hose assemblies, have a limited life on a given application. Assuming the correct hose has been selected for the application, this service life can be adversely affected by many variable conditions. The major ones are:

- Exposure to severe external abuse such as kinking, bending, high end pull, crushing or abrasion.
  - Exposure to higher-than-rated working pressures or to high surge pressures.
  - Exposure to higher-than rated temperatures.
  - Misapplication or exposure to corrosive liquids or gases outside the range of suitable applications.
1. **External abuse**—hoses should be placed where they will not be run over by equipment or subjected to high end pull. Hoses should not be bent below recommended minimum bend radius. This could result in kinking the hose or reducing its pressure resistance. Large diameter hoses also may require additional support to reduce external abuse.
  2. **Hose & System Pressures**—In establishing and determining pressures related to hose and the systems to which they are applied, it is necessary to consider separately the characteristics of the hose and the system.
    - The system (or device or application) can have several pressures depending on pressure sources and surges imposed by the operator or mechanical components.
    - A given hose has a fixed characteristic with respect to the pressure it can withstand (and how it is applied) and still give satisfactory life.
  3. **High Temperatures**—The allowable temperature ranges for industrial hoses are shown on the High Temperature Ranges page. These are for product temperatures and should not be exceeded. High temperatures can degrade rubber stocks very quickly resulting in short service life. Where external temperatures are higher than normal ambient, contact your Gates field representative for recommendations.
  4. **Misapplication**—All industrial hoses are designed for a certain specific application or related application. They should not be used for any other applications.
  5. **Hose Information**—Refer to the following pages for details of hose construction and physical characteristics. These are shown in the data pages and include such items as rated working pressure, vacuum rating, minimum bend radius and static conductivity.

6. **Internal Abrasion**—For applications of a highly abrasive nature where the hose makes one or more bends, hose should be rotated 90° periodically to lengthen service life.

The hose manufacturer established, through design and testing, the recommended rated working pressure for the hose. It is the responsibility of the user to accurately determine the system pressure. Steady state pressure can be measured readily by gauges. Surges are difficult to measure and may require the use of electronic pressure pickup devices. Also, surge values depend on so many variables that a series of tests are usually required to obtain a valid set of readings. However, if there are extreme surges in the normal operation, or if there is the likelihood of abnormal operation of the system, the magnitude must be determined.

Considering the recommended rated working pressure of the HOSE and the various pressures of the SYSTEM, the hose is matched to the system using proper application engineering principles. End terminations may reduce the rated working pressure of hose assemblies. Refer to coupling manufacturer for recommendations.

### GATES CORPORATION LIMITED WARRANTY

Goods are warranted to be free from defects in material or workmanship for the life of the Goods (or the published recommended replacement interval specified by Gates). Gates will replace or repair, at its option, any Goods proved defective in material or workmanship during the warranty period. This is the sole remedy for breach of warranty. Color fade and color difference is not warranted. This warranty is void if the defect is caused by improper installation, use or maintenance of the Goods, or used for racing or competition. Goods are not warranted to comply with laws that may apply to uses of the Goods not stated in related materials, e.g., use in manned or unmanned aviation or life support applications. ALL OTHER WARRANTIES, EXPRESS OR IMPLIED, INCLUDING, BUT NOT LIMITED TO WARRANTIES OF MERCHANTABILITY AND FITNESS FOR A PARTICULAR PURPOSE, ARE EXPRESSLY DISCLAIMED. FAILURE TO REPLACE TIMING BELTS OR OTHER GATES PRODUCTS AS SPECIFIED MAY RESULT IN CATASTROPHIC ENGINE OR EQUIPMENT DAMAGE, FOR WHICH GATES DISCLAIMS ALL RESPONSIBILITY, TO THE EXTENT PERMITTED BY APPLICABLE LAW.

Some states do not allow the exclusion or limitation of incidental or consequential damages, and some states do not allow limitations on how long an implied warranty lasts, so the above limitation and exclusion may not apply to you. This warranty gives you specific legal rights, and you may also have other rights which vary from state to state.







CUT LENGTH PROGRAM



Gates Industrial Hose Cut Length Program offers distributors easy access to custom cut length hoses. Over 150 large I.D. standard-stock industrial hose products are available in this program. It includes our most popular hose lines as well as those that may not typically be stocked.

Thanks to this program, you never have to pass up an order for special lengths of Gates Industrial Hose.

HOW IT WORKS...

1. Your customer has a special request for a specific length of cut hose.\*
2. Check the inventory list to be sure the hose is available for custom cut lengths.
3. Call Gates Customer Service with your order – 800-366-3128.
4. Your cut length hose will ship in two days or less. Expedited one-day shipping is available.

The Gates Industrial Hose Cut Length Program lets you bring a complete package of Gates industrial hose products and services to your customers to meet every need.

For more information: Contact your Gates Customer Service Representative.

\*Any length less than standard is available and there is no minimum length charge. Standard freight terms will apply. Pricing will include a 20% premium over customer's class net price.



## CUT LENGTH PROGRAM INVENTORY LIST (continued on next page)

The following is a comprehensive list of all Gates industrial hoses currently included in the Cut Length Program. Please refer to this inventory chart before ordering. (Note: Standard hose lengths are listed for reference only.)

Product Number	I.D.	DESCRIPTION	STD. LENGTH	Product Number	I.D.	DESCRIPTION	STD. LENGTH
3129-0660	3	609W 1/8" TUBE	100	3137-0890	6	DOLPHIN®	100
3129-0670	4	609W 1/8" TUBE	100	3202-0029	1 1/2	TERMINATOR®	100
3129-0790	4	609W 3/16" TUBE	100	3202-0032	2	TERMINATOR®	100
3129-0570	4	609W 1/4" TUBE	100	4110-0701	2	SEA HORSE® (FUEL TRANSFER)	200
3129-0675	4	609W 1/8" TUBE	100	4110-0707	3	SEA HORSE® (FUEL TRANSFER)	200
3129-0680	5	609W 1/8" TUBE	100	4110-0710	4	SEA HORSE® (FUEL TRANSFER)	200
3129-0690	6	609W 1/8" TUBE	100	4110-0713	5	SEA HORSE® (FUEL TRANSFER)	200
3132-0182	2	CELLAR MASTER®	100	4110-0715	2	OILFIELD SERVICE 400D (DISCHARGE)	200
3132-0183	3	CELLAR MASTER®	100	4110-0716	3	OILFIELD SERVICE 400D (DISCHARGE)	200
3132-0222	3/4	FOOD & BEVERAGE MASTER®	100	4110-0717	4	OILFIELD SERVICE 400D (DISCHARGE)	200
3132-0216	1	FOOD & BEVERAGE MASTER®	100	4686-0203	1 1/4	BARRACUDA®	100
3132-0217	1 1/2	FOOD & BEVERAGE MASTER®	100	4686-0204	1 1/2	BARRACUDA®	100
3132-0218	2	FOOD & BEVERAGE MASTER®	100	4686-0200	2	BARRACUDA®	100
3132-0219	2 1/2	FOOD & BEVERAGE MASTER®	100	4686-0205	2 1/2	BARRACUDA®	100
3132-0220	3	FOOD & BEVERAGE MASTER®	100	4686-0201	3	BARRACUDA®	100
3132-0221	4	FOOD & BEVERAGE MASTER®	100	4686-0202	4	BARRACUDA®	100
3132-0782	4	610W	100	4686-0206	6	BARRACUDA®	25
3132-0785	4	610W	100	4686-0701	1	SHARK®	100
3132-0793	5	610W	100	4686-0702	1 1/4	SHARK®	100
3132-0797	6	610W	100	4686-0703	1 1/2	SHARK®	100
3133-0001	3/4	FOOD MASTER® LITE™	100	4686-0704	2	SHARK®	100
3133-0002	1	FOOD MASTER® LITE™	100	4686-0705	2 1/2	SHARK®	100
3133-0003	1 1/2	FOOD MASTER® LITE™	100	4686-0706	3	SHARK®	100
3133-0004	2	FOOD MASTER® LITE™	100	4686-0707	4	SHARK®	100
3133-0005	2 1/2	FOOD MASTER® LITE™	100	4686-0708	5	SHARK®	100
3133-0006	3	FOOD MASTER® LITE™	100	4686-0709	6	SHARK®	100
3133-0007	4	FOOD MASTER® LITE™	100	4687-0251	2	MAVERICK™	100
3133-0008	6	FOOD MASTER® LITE™	50	4687-0252	3	MAVERICK™	100
3135-2651	1 1/2	STEELHEAD®	100	4687-0253	4	MAVERICK™	100
3135-2654	2	STEELHEAD®	100	4688-0584	2	SEA HORSE® HW (FUEL TRANSFER S/D HARDWALL)	200
3135-2655	2 1/2	STEELHEAD®	100	4688-0585	3	SEA HORSE® HW (FUEL TRANSFER S/D HARDWALL)	200
3135-2656	3	STEELHEAD®	100	4688-0587	4	SEA HORSE® HW (FUEL TRANSFER S/D HARDWALL)	200
3135-2658	4	STEELHEAD®	100	4688-0589	6	SEA HORSE® HW (FUEL TRANSFER S/D HARDWALL)	100
3135-2659	4 1/2	STEELHEAD®	100	4688-0590	2	OILFIELD SERVICE 400SD	200
3135-2660	6	STEELHEAD®	100	4688-0591	3	OILFIELD SERVICE 400SD	200
3137-0370	1 1/2	MARLIN® 1.82" O.D.	100	4688-0592	4	OILFIELD SERVICE 400SD	200
3137-0371	1 1/2	MARLIN® 1.90" O.D.	100	4688-0651	1	SUPER-VAC™	100
3137-0372	2	MARLIN® 2.33" O.D.	100	4688-0653	1	SUPER-VAC™	100
3137-0373	2	MARLIN® 2.41" O.D.	100	4688-0656	1 1/2	SUPER-VAC™	100
3137-0375	2 1/2	MARLIN® 2.91" O.D.	100	4688-0685	2	SUPER-VAC™	100
3137-0376	3	MARLIN® 3.33" O.D.	100	4688-0675	2 1/2	SUPER-VAC™	100
3137-0377	3	MARLIN® 3.41" O.D.	100	4688-0680	3	SUPER-VAC™	100
3137-0378	3 1/2	MARLIN® 3.91" O.D.	100	4688-0690	4	SUPER-VAC™	100
3137-0379	4	MARLIN® 4.33" O.D.	100	4688-0698	6	SUPER-VAC™	50
3137-0380	4	MARLIN® 4.41" O.D.	100	4688-2040	2"	ARCTIC™ LONGHORN™ MEGAFLEX®	100
3137-0381	5	MARLIN® 5.44" O.D.	100	4688-2042	3"	ARCTIC™ LONGHORN™ MEGAFLEX®	100
3137-0382	6	MARLIN® 6.40" O.D.	100	4688-2044	4"	ARCTIC™ LONGHORN™ MEGAFLEX®	100
3137-0383	6	MARLIN® 6.49" O.D.	100	4688-1305	1	LONGHORN™	100
3137-0884	1 1/4	DOLPHIN®	100	4688-1306	1 1/4	LONGHORN™	100
3137-0883	1 1/2	DOLPHIN®	100	4688-1307	1 1/2	LONGHORN™	100
3137-0885	2	DOLPHIN®	100	4688-1308	2	LONGHORN™	100
3137-0888	2 1/2	DOLPHIN®	100	4688-1309	2	LONGHORN™	100
3137-0886	3	DOLPHIN®	100	4688-1310	3	LONGHORN™	100
3137-0889	4	DOLPHIN®	100	4688-1311	4	LONGHORN™	100





CUT LENGTH PROGRAM

Product Number	I.D.	DESCRIPTION	STD. LENGTH
4688-1312	6	LONGHORN™	50
4688-1351	2	LONGHORN™ CORRUGATED	100
4688-1352	3	LONGHORN™ CORRUGATED	100
4688-1353	4	LONGHORN™ CORRUGATED	100
4688-1320	2	STEER®	100
4688-1321	3	STEER®	100
4688-1322	4	STEER®	100
4688-1700	1	LONGHORN™ AF	100
4688-1702	1 1/4	LONGHORN™ AF	100
4688-1704	1 1/2	LONGHORN™ AF	100
4688-1706	2	LONGHORN™ AF	100
4688-1708	2 1/2	LONGHORN™ AF	100
4688-1710	3	LONGHORN™ AF	100
4688-1712	4	LONGHORN™ AF CORRUGATED	100
4688-1718	1	LONGHORN™ AF CORRUGATED	100
4688-1720	1 1/4	LONGHORN™ AF CORRUGATED	100
4688-1722	1 1/2	LONGHORN™ AF CORRUGATED	100
4688-1724	2	LONGHORN™ AF CORRUGATED	100
4688-1726	2 1/2	LONGHORN™ AF CORRUGATED	100
4688-1728	3	LONGHORN™ AF CORRUGATED	100
4688-1730	4	LONGHORN™ AF CORRUGATED	100
4688-1732	1	LONGHORN™ MEGAFLEX®	100
4688-1733	2	LONGHORN™ MEGAFLEX®	100
4688-1734	3	LONGHORN™ MEGAFLEX®	100
4688-1735	4	LONGHORN™ MEGAFLEX®	100
4688-2104	2	SUPER-VAC™ MEGAFLEX®	100
4688-2107	3	SUPER-VAC™ MEGAFLEX®	100
4688-2108	4	SUPER-VAC™ MEGAFLEX® 100PSI	100
4688-2109	4	SUPER-VAC™ MEGAFLEX® 200PSI	100
4688-2015	3	PETROLEUM DROP 150SD MEGAFLEX®	100
4688-2017	4	PETROLEUM DROP 150SD MEGAFLEX®	100
4691-0501	1 1/2	HOT AIR BLOWER	100
4691-0502	2	HOT AIR BLOWER	100
4691-0503	2 1/2	HOT AIR BLOWER	100
4691-0504	3	HOT AIR BLOWER	100
4691-0505	3 1/2	HOT AIR BLOWER	100
4691-0506	4	HOT AIR BLOWER	100
4691-0507	5	HOT AIR BLOWER	100
4691-0508	6	HOT AIR BLOWER	100
4691-0305	2	688SB	100
4691-0325	3	688SB	100
4691-0340	4	688SB	100
4691-0355	4 1/2	688SB	50
4691-0360	5	688SB	50
4691-0346	6	688SB	50
4691-0405	1 1/4	770SB	100
4691-0410	1 1/2	770SB	100
4691-0420	2	770SB	100
4691-0430	2 1/2	770SB	100

Product Number	I.D.	DESCRIPTION	STD. LENGTH
4691-0435	3	770SB	100
4691-0440	4	770SB	100
4691-0450	5	770SB	100
4691-0455	6	770SB	100
4691-0700	1 1/4	ROCK DUST	100
4691-0701	1 1/2	ROCK DUST	100
4691-0702	2	ROCK DUST	100
4693-0110	2	692SB	100
4693-0125	3	692SB	100
4693-0135	4	692SB	100
4693-0205	1 1/2	690SB	100
4693-0210	2	690SB	100
4693-0220	2 1/2	690SB	100
4693-0225	3	690SB	100
4693-0235	4	690SB	100
4693-0251	5	690SB	50
4693-0260	6	690SB	50
4695-0002	3/4	MUSTANG® BLACK	100
4695-0003	1	MUSTANG® BLACK	100
4695-0004	1 1/4	MUSTANG® BLACK	100
4695-0005	1 1/2	MUSTANG® BLACK	100
4695-0001	2	MUSTANG® BLACK	100
4695-0006	2 1/2	MUSTANG® BLACK	100
4695-0007	3	MUSTANG® BLACK	100
4695-0008	4	MUSTANG® BLACK	100
4695-0211	1 1/2	MUSTANG® GREEN	100
4695-0216	2	MUSTANG® GREEN	100
4695-0229	3	MUSTANG® GREEN	100
4696-0001	1	COLT®	100
4696-0004	1 1/2	COLT®	100
4696-0005	2	COLT®	100
4696-0009	3	COLT®	100
4696-0012	4	COLT®	100
4696-0017	6	COLT®	100
4697-0014	3/4	RENEGADE™	100
4697-0015	1	RENEGADE™	100
4697-0016	1 1/4	RENEGADE™	100
4697-0017	1 1/2	RENEGADE™	100
4697-0018	2	RENEGADE™	100
4697-0019	2 1/2	RENEGADE™	100
4697-0020	3	RENEGADE™	100
4697-0021	4	RENEGADE™	100
4698-0011	3/4	STALLION®	100
4698-0012	1	STALLION®	100
4698-0013	1 1/2	STALLION®	100
4698-0014	2	STALLION®	100
4698-0015	2 1/2	STALLION®	100
4698-0016	3	STALLION®	100
4698-0017	4	STALLION®	100



## SELECTION OF HOSES AND COUPLINGS

There are many types of industrial hoses—all designed for a particular application or several related applications. When hoses are mated with the proper couplings and used in the correct application, hose assemblies will give long, trouble-free service.

This catalog is designed to make certain that you obtain long service life by:

- Helping you select the **proper hose and coupling** from among the many types available.
- Giving you suggestions on how to take reasonable care of the hose assembly and maintain it for maximum service life.

Follow the instructions and procedures given below:

### Selection of Hoses and Couplings

Information in this catalog will enable you to select hose and couplings for many applications.

#### Remember the Word STAMPED To Help You Select the Best Hose

**Size:** Inside diameter, outside diameter, length.

**Temperature:** Minimum and maximum °F.

**Application:** How and where used: Special needs, UL, Government, FDA, MSHA, etc.

**Material Conveyed:** Air, water, chemicals (concentration and temperature), petroleum, etc.

**Pressure:** Maximum rated W.P. (psi) or Suction (In.Hg)

**Ends:** Straight, Male, etc.

**Delivery:** When, where, quantity.

Select one of the recommended couplings from the hose coupling information section. Couplings are recommended in each individual Hose Specification Section.

For example: 19. Check coupling compatibility in Industrial Hose Coupling Assembly Guide #39505 with the material to be handled.

Provide for proper care and maintenance of the assembly.

Certain critical applications require the use of just one specific hose or group of hoses. **DO NOT SUBSTITUTE.**

<b>Critical Application</b>	<b>Recommended Gates Hoses</b>
Steam	Select a hose that meets the application requirements from Steam Hose Section only.
LP Gas	LP350/LP350X
Corrosive Chemicals (Acids—Bases)	Select a hose that meets the application requirements from <b>Acid-Chemical Hose Section only.</b>
Edible Products	Select a hose that meets application requirements from Beverage and Food Hoses. Hose must have FDA tube stock.

#### SPECIAL HOSES ARE AVAILABLE

Gates can furnish special hoses for specific applications. For information, contact your local field representative – furnishing complete details of hose application.







### SELECTION OF HOSES AND COUPLINGS (continued)

Rubber hoses are used basically to convey material. They are used for a variety of reasons, but principally for:

- Flexibility; allows for changes in alignment, hookup or outlet.
- Absorbing vibration.
- Resistance to corrosive fluids.
- Resistance to abrasion.
- Providing a closed system.

In applying any product, the more you know about the application, the better the product you choose to meet the needs of the application. This is particularly true with hose because of the many variables involved.

Each type of hose and coupling is designed to give satisfactory, safe service life for a particular application. To obtain this service life, the user should:

- Select the proper hose and couplings for the application.
- Take reasonable care of the hose assembly while it is in service.
- Maintain the hose assembly in good working condition.
- Observe all applicable safety regulations.

If a hose assembly was incorrectly selected to solve an application problem, there is very little that care and maintenance can do to prolong its service life. It's very simple: hoses will fail soon regardless of the care and maintenance provided if they are misapplied.

When designing a system with rubber hose, engineering principles regarding materials always apply. Take advantage of the outstanding characteristics of rubber materials listed on the Characteristics and Resistance Information for Hose Tube and Cover Compounds page and avoid those conditions that shorten hose life. Some of these conditions are:

- Exposure to higher-than-rated temperatures.
- Exposure to severe external abuse such as kinking, pulling, excessive bending.
- Exposure to corrosive fluids to which hose has little resistance.

The process of selecting hoses from Industrial Hose Products #39496-000 or the following Data Pages usually is resolved in one of two ways:

- Making the optimum choice from several possible selections for an application.
- Making the only choice, which satisfies all the requirements of a somewhat special application; i.e., transfer of LP Gas.

Hoses are versatile, and it's often possible to use one type of hose for several different applications. However, certain specific applications are critical and/or hazardous, and the only type of hose used should be the one Gates recommends for that application. Some of the critical or hazardous applications involving hoses are:

- Steam.
- Liquid Petroleum Gas (LPG).
- Corrosive chemicals.
- Air Drill operation.

Refer to the product description pages in this catalog for details of hoses used in these applications.

The hoses listed in this Hose Finder may be found in one or more additional Gates catalogs or Market Specifications publications.

The Hose Finder section of this catalog is intended to give you a reference for quickly locating standard line hoses for a given application. Hoses are listed by size (I.D.) and rated working pressure. Pertinent specification information is also provided for each hose

#### Precautionary Notes

**Not all of the sizes shown are stock items and may require minimum order quantities. In addition, many of the larger diameter hoses (water, material handling, etc.) are made to order. For availability, delivery and pricing information refer to your Industrial Hose Products #39496-000, Customer Service Representative in Denver or your local Gates Representative.**



## SELECTION OF HOSES AND COUPLINGS (continued)

Proper hose selection is the first step in preventive maintenance. Selecting the best product for the application will allow you to obtain the maximum life expectancy from the product for the best value.

When selecting the correct hose, use the acronym **STAMPED** as your guide:

**S – Size:**

- I.D. (Inside Diameter)
- O.D. (Outside Diameter)
- Based on the machinery sizing.

**T – Temperature:**

- Consider exterior and interior temperature, as well as temperature impact on the material being conveyed.

**A – Application:**

- Where will the hose be used?
- How will the hose be used?
- How often will the hose be used (continuous, intermittent, seldom)?
- What are the environmental conditions?
- Special hose construction (crush resistant)?
- Conductivity requirements?
- Is the hose used in a critical application?
- Government or Industrial Standard requirements?
- Use hoses that are specifically designed for these applications:
  - Steam
  - LP Gas
  - Aircraft Ground Refueling
  - Corrosive Chemicals

**M – Material  
being  
conveyed:**

- Chemical name(s) and state(s) – (liquid, solid or gas)
- Food
- Dry or powder
- Liquid

**P – Pressure:**

- What is the working pressure?
- What is the maximum surge pressure?
- Is there a vacuum?

**E – End  
requirements:**

- What type of thread ends?
- See Coupling Section.

**D – Delivery:**

- Identify how many items and when they need to be supplied.
  - Distributors – Call Customer Service.
  - End Users – Call Distributors.





HOSE TEMPERATURE RANGES

Temperature ranges for the industrial hoses are shown by application groups. The range in the Normal Service column indicates the usual temperature range for each specific hose listed under each application group.

The lower limit column indicates the approximate temperature at which the hose will become too stiff to use. For information on applications or temperatures not listed in this table, contact Denver Product Application.

Table with 3 columns: Application Group, Range for Normal Service F\*, Lower Limit F. Rows include Acid-Chemical, Air & Multi-Purpose, Food & Beverage, Marine, and Material Handling.

Table with 3 columns: Application Group, Range for Normal Service F\*, Lower Limit F. Rows include Material Handling (continued), Mining, Oilfield, Petroleum, Pressure Washer, Steam, and Water.

† As temperature increases, allowable pressure rating decreases. For details, see the rated working pressure/temperature tables listed with the individual hose specifications.

† Contact Denver Product Application for chemicals over 125°F.

1 With saturated or superheated steam.

2 With saturated steam only.

\* Ambient or product temperature.

\*\* If hose is subjected to this temperature continuously, reduce the catalog rated working pressure by 30%, or use interlocking type couplings.

\*\*\* These hoses will be flexible down to -20°F. At temperatures between -20°F and -40°F, the hose may require significant force to be bent, flexed or pulled from reels.

SUCTION VALUES ARE AT AMBIENT TEMPERATURES UNLESS OTHERWISE STATED.



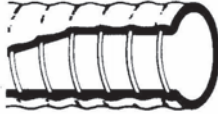
## ENDS FOR GATES HOSE

Many applications require hose with special ends to provide protection and better coupling retention to the hose.

To be sure you receive the proper hose end, always specify the type of end, the length of end and its inside diameter (if enlarged and non-standard).

### Four Types of Hose Ends

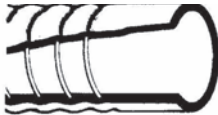
---



**1. Plain End (When ordering—specify P.E.)**

Braided, spiral and thermoplastic hoses are available only with plain ends. Plain ends are generally furnished on wrapped and horizontal braid hoses, unless otherwise specified. The plain end is obtained by merely cutting hose to a specified length.

---



**2. Straight End (When ordering—specify S.E.)**

All wire-reinforced, hand-built hoses are available with straight ends. The straight end, not corrugated, has all construction elements except the wire. Straight ends permit leakproof clamping of the hose because the wire does not overlap the coupling shank.

---



**3. Enlarged End (When ordering—specify E.E.)**

Hand-built hoses, either wire-reinforced or wrapped, are also available with enlarged ends. The hose end is enlarged to accommodate the O.D. of a nipple and the depth of the shank. Thus, an enlarged end to 6-5/8" I.D. is made to fit a 6" nipple, which has a 6-5/8" O.D.

---



**4. Smooth End (Seldom Used)**

The smooth end is used on wire reinforced hose with corrugated cover. Construction elements, including wire, extend through to the end of the hose. The outside of the end is smooth with no corrugations.





## ARPM TOLERANCES

### 1. Hand Built Hose – Wire and Nonwire (W and SB)

Size (In.)	I.D. (In.)	O.D. (In.)
3/4 and under	± .031	± .031
Over 3/4 through 2	± .031	± .063
Over 2 through 3-1/2	± .047	± .063
Over 3-1/2 through 4	± .063	± .063
Over 4 through 6-5/8	+ .063 - .250	+ .125 - .250

### 2. Vertical Braid Hose (B) & Spiral Hose

Size (In.)	I.D. (In.)	O.D. (In.)
3/16	± .023	± .031
1/4 through 3/4	± .031	± .031
1 through 1-1/2	± .063	± .063

### 3. Horizontal Braid Hose (HB and HW)

Size (In.)	I.D. (In.)	O.D. (In.)
1/4, 5/16, 3/8	± .016	± .031
1/2, 5/8, 3/4	± .023	± .031
1	± .031	± .031
1-1/4, 1-1/2	± .039	± .047
2	± .039	± .063
2-1/2, 3	± .047	± .063
3-1/2, 4	± .063	± .063

### 4. Specified Cut Length of Hose\*

Length (In.)	Tolerance (In.)
12 and under	± .125
Over 12 through 24	± .188
Over 24 through 36	± .250
Over 36 through 48	± .375
Over 48 through 72	± .500
Over 72	± 1%

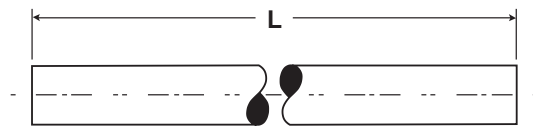
\*Helix wire hoses which can be coiled can appear shorter than the factory cut length. This phenomenon is normal, and the hose(s) will return to the factory cut length upon initial pressurization.

### 5. Made-To-Order Hoses

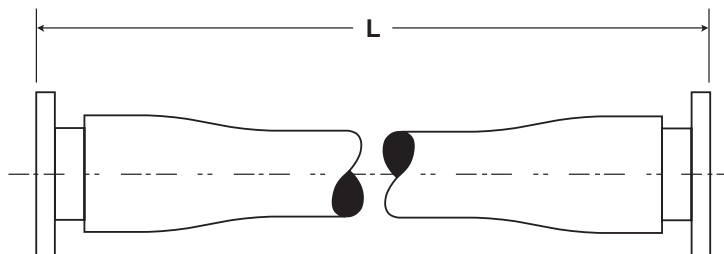
#### Wire-Inserted Construction, Gates

Length (Ft.)	Tolerance (In.)
up to 5	± 1
5 to 10	+ 2, -1
10 to 25	± 2
over 25	± 1%

### How to Measure Hose Lengths and Assemblies



Uncoupled



Coupled or Coupled and Flanged

Hose or hose assembly lengths (“L”) are measured as shown above, unless otherwise specified.

# CARE AND MAINTENANCE OF HOSE

(Reprinted From ARPM Hose Handbook)

Hose has a limited life and the user must be alert to signs of impending failure, particularly when the conditions of service include high working pressures and/or the conveyance or containment of hazardous materials. The periodic inspection and testing procedures described here provide a schedule of specific measures which constitute a minimum level of user action to detect signs indicating hose deterioration or loss of performance before conditions leading to malfunction or failure are reached.

**SAFETY WARNING: Failure to follow properly the manufacturer's recommended procedures for the care, maintenance and storage of a particular hose might result in its failure to perform in the manner intended and might result in possible damage to property and serious bodily injury.**

General instructions are also described for the proper storage of hose to minimize deterioration from exposure to elements or environments which are known to be deleterious to rubber products. Proper storage conditions can enhance and extend substantially the ultimate life of hose products.

## General Care and Maintenance of Hose

Hose should not be subjected to any form of abuse in service. It should be handled with reasonable care. Hose should not be dragged over sharp or abrasive surfaces unless specifically designed for such service. Care should be taken to protect hose from severe end loads for which the hose or hose assembly were not designed. Hose should be used at or below its rated working pressure; any changes in pressure should be made gradually so as to not subject the hose to excessive surge pressures. Hose should not be kinked or be run over by equipment. In handling large size hose, dollies should be used whenever possible; slings or handling rigs, properly placed, should be used to support heavy hose used in oil suction and discharge service.

## General Test and Inspection Procedures for Hose

An inspection and hydrostatic test should be made at periodic intervals to determine if a hose is suitable for continued service.

A visual inspection of the hose should be made for loose covers, kinks, bulges or soft spot which might indicate broken or displaced reinforcement. The couplings or fittings should be closely examined and, if there is any sign of movement of the hose from the couplings, the hose should be removed from service.

The periodic inspection should include a hydrostatic test for one minute at 150 percent of the recommended working pressure of the hose. An exception to this would be woven jacketed fire hose.\* During the hydrostatic test, the hose should be straight, not coiled or in a kinked position.

Water is the usual test medium and, following the test, the hose may be flushed with alcohol to remove traces of moisture. A regular schedule for testing should be followed and inspection records maintained.

**SAFETY WARNING: Before conducting any pressure tests on hose, provision must be made to ensure the safety of the personnel performing the tests and to prevent any possible damage to property. Only trained personnel using proper tools and procedures should conduct any pressure tests.**

\*Woven jacket fire hose should be tested in accordance with the service test provisions contained in the current edition of National Fire Protection Bulletin No.1962 — Standard for the Care, Use and Service Testing of Fire Hose.

**1. Air or any other compressible gas must never be used as the test media because of the explosive action of the hose should a failure occur. Such a failure might result in possible damage to property and serious bodily injury.**

**2. Air should be removed from the hose by bleeding it through an outlet valve while the hose is being filled with the test medium.**

**3. Hose to be pressure tested must be restrained by placing steel rods or straps close to each end and at approximate 10 foot (3 m) intervals along its length to keep the hose from "whipping" if failure occurs. The steel rods or straps are to be anchored firmly to the test structure but in such a manner that they do not contact the hose which must be free to move.**

**4. The outlet end of hose is to be bulwarked so that a blown-out fitting will be stopped.**

**5. Provisions must be made to protect testing personnel from the forces of the pressure media if a failure occurs.**

**6. Testing personnel must never stand in front of or in back of the ends of a hose being pressure tested.**

**7. When liquids such as gasoline, oil, solvent, or other hazardous fluids are used as the test fluid, precautions must be taken to protect against fire or other damage should a hose assembly fail and the test liquid be sprayed over the surrounding area.**

The Association for Rubber Products Manufacturers has published separately a series of Hose Technical information bulletins describing hoses designed for different applications which detail Maintenance, Testing and Inspection recommendations. Reference should be made to the current ARPM Catalog of Publications to determine the availability of the latest edition. Bulletins include the following:

### Publication No.

- IP 11—1—Steam Hose
- IP 11—2—Anhydrous Ammonia Hose
- IP 11—4—Oil Suction and Discharge Hose
- IP 11—5—Welding Hose
- IP 11—7—Chemical Hose
- IP 11—8—Fuel Dispensing Hose





# CARE AND MAINTENANCE OF HOSE (continued)

## Hose Cleaning

There are many different methods used to clean hose assemblies. An apron, safety glasses or face shield, rubber boots and gloves should be worn to help protect the person doing the cleaning from potential injury. Some suggested methods for select hoses in this catalog are listed below. Which method to use and how often cleaning should be performed is based on the following:

- Type of hose
- Residual material in the hose
- Cleanliness requirements for the application
- Cleaning facilities available
- Consideration for disposal of the residual material and cleaning solutions(s)
- Requirements for special applications such as foods, pharmaceuticals, etc.

## Solution Recommendations

1. Cleaning solutions should be chosen that will dissolve or remove the residual material without damaging the hose assembly.
2. A dilute solution of soap in water can often be sufficient. **CAUTION** – Some chemicals, such as concentrated acids or bases, can react with water releasing heat and byproducts, and possibly splatter.
3. Consult the MSDS of the material being cleaned to identify potential cleaning solutions.
4. After identifying potential cleaning solutions, check Chemical Resistance Table in this catalog for compatibility with hose tube and cover.
5. Non-compatibility of a cleaning solution can cause damage to the hose.

## Flushing or Immersing in a Cleaning Bath

1. **Do not exceed the maximum working pressure or temperature for the hose.**
2. The cover of the hose should also be washed or wiped to remove any residual material.

## Steam Cleaning

1. **Steam cleaning is not generally recommended.** High temperatures can accelerate aging of a hose and shorten service life.
2. **Do not exceed the maximum temperature rating of the hose.** Doing so can cause defects such as tube delamination (reducing tube to reinforcement adhesion), tube cracking or tube flow leaving thin spots.
3. **Never use superheated steam!** This will exaggerate the potential damages noted above. Only “open end” 50 psi steam should be used.
4. If the hose has blockage, remove it before introducing steam.
5. If the steam source has a wand attached, use caution inserting the wand so that physical damage to the hose is not caused. Sharp edges on the wand can cut the tube, and thin spots could occur where the hot wand contacts the tube.

## Shuttle Method

1. **This is not a recommended cleaning method for hose assemblies.**
2. This method uses a shuttle to travel through the inside of the hose assembly to wipe residual material from the hose. The shuttle and residual material can come out of the hose at velocities that could cause injuries or damage.
3. There is also danger from a build up of pressure if the shuttle becomes lodged.
4. The shuttle can cause damage to the hose tube.

## Recommended Cleaning of Chemical Hose

1. Drain the hose after each use.
2. Flush with water or other neutralizing cleaning solution.
3. Properly dispose of drained fluid and cleaning waste.
4. Between uses, store the hose in a clean, dry environment away from sunlight.
5. **Avoid cross contamination.** Dedicate a hose to handle a specific chemical.

## Recommended Cleaning of Food Hose

1. Drain the hose after each use.
2. Flush with water or other cleaning solution.
3. Properly dispose of drained material and cleaning waste.
4. Between uses, store the hose in a clean, dry environment away from sunlight.
5. **Avoid cross contamination.** Dedicate a hose to handle a specific food material.



## CARE AND MAINTENANCE OF HOSE (continued)

### Storage

Rubber hose products in storage can be affected adversely by temperature, humidity, ozone, sunlight, oils, solvents, corrosive liquids and fumes, insects, rodents and radioactive materials.

The appropriate method for storing hose depends to a great extent on its size (diameter and length), the quantity to be stored and the way in which it is packaged. Hose should not be piled or stacked to such an extent that the weight of the stack creates distortions on the length stored at the bottom.

Since hose products vary considerably in size, weight and length, it is not practical to establish definite recommendations on this point. Hose having a very light wall will not support as much load as could a hose having a heavier wall or hose having a wire reinforcement. Hose which is shipped in coils or bales should be stored so that the coils are in a horizontal plane.

Whenever feasible, rubber hose products should be stored in their original shipping containers, especially when such containers are wooden crates or cardboard cartons which provide some protection against the deteriorating effects of oils, solvents and corrosive liquids; shipping containers also afford some protection against ozone and sunlight.

Certain rodents and insects will damage rubber hose products and adequate protection from them should be provided.

Cotton jacketed hose should be protected against fungal growths if the hose is to be stored for prolonged periods in humid conditions in excess of 70 percent.

The ideal temperature for the storage of rubber products ranges for 50° to 70°F (10-21°C) with a maximum limit of 100°F (38°C). If stored below 32°F (0°C), some rubber products become stiff and would require warming before being placed in service. Rubber products should not be stored near sources of heat, such as radiators, base heaters, etc., nor should they be stored under conditions of high or low humidity.

To avoid the adverse effects of high ozone concentration, rubber hose products should not be stored near electrical equipment that may generate ozone or be stored for any lengthy period in geographical areas of known high ozone concentration. Hose should not be stored in locations where the ozone level exceeds the National Institute of Occupational Safety and Health's upper limits of 0.10 ppm. Exposure to direct or reflected sunlight – even through windows – should also be avoided. Uncovered hose should not be stored under fluorescent or mercury lamps which generate light waves harmful to rubber.

Storage areas should be relatively cool and dark, and free of dampness and mildew. Items should be stored on a first-in, first-out basis, since even under the best of conditions, an unusually long shelf life could deteriorate certain rubber products.

### Decimal and Millimeter Equivalents of Fractions

Inches		Decimals	Millimeters
Fractions			
1/64		.015625	.397
	1/32	.03125	.794
3/64		.046875	1.191
	1/16	.0625	1.588
5/64		.078125	1.984
	3/32	.09375	2.381
7/64		.109375	2.778
	1/8	.125	3.175
9/64		.140625	3.572
	5/32	.15625	3.969
11/64		.171875	4.366
	3/16	.1875	4.763
13/64		.203125	5.159
	7/32	.21875	5.556
15/64		.234375	5.953
	1/4	.250	6.350
17/64		.265625	6.747
	9/32	.28125	7.144
19/64		.296875	7.541
	5/16	.3125	7.938
21/64		.328125	8.334
	11/32	.34375	8.731
23/64		.359375	9.128
	3/8	.375	9.525
25/64		.390625	9.922
	13/32	.40625	10.319
27/64		.421875	10.716
	7/16	.4375	11.113
29/64		.453125	11.509
	15/32	.46875	11.906
31/64		.484375	12.303
	1/2	.500	12.700

Inches		Decimals	Millimeters
Fractions			
33/64		.515625	13.097
	17/32	.53125	13.494
35/64		.546875	13.891
	9/16	.5625	14.288
37/64		.578125	14.684
	19/32	.59375	15.081
39/64		.609375	15.478
	5/8	.625	15.875
41/64		.640625	16.272
	21/32	.65625	16.669
43/64		.671875	17.066
	11/16	.6875	17.463
45/64		.703125	17.859
	23/32	.71875	18.256
47/64		.734375	18.653
	3/4	.750	19.050
49/64		.765625	19.447
	25/32	.78125	19.844
51/64		.796875	20.241
	13/16	.8125	20.638
53/64		.828125	21.034
	27/32	.84375	21.431
55/64		.859375	21.828
	7/8	.875	22.225
57/64		.890625	22.622
	29/32	.90625	23.019
59/64		.921875	23.416
	15/16	.9375	23.813
61/64		.953125	24.209
	31/32	.96875	24.606
63/64		.984375	25.003
	1	1.000	25.400







## GATES GC®96 INDUSTRIAL HOSE CRIMPER

The GC®96 crimper is capable of crimping up to 6 inch ID industrial hose. This crimper allows distributors to make reliable and professional looking assemblies providing more value to the end user. The large crimper head allows industrial hose assemblies to be made with a variety of terminations using crimpable ferrules and sleeves. The GC96 crimper has additional versatility since in conjunction with optional spacer dies and GC®32-XD dies; it can make Gates hydraulic hose assemblies also.

**Features:**

- Electronic touch screen control panel for fast input of crimper settings
- Horizontal front-end feed makes crimping easier and convenient
- 340 ton force that allows crimping of a wide variety of couplings
- 2 speed die closure and rapid retract permit fast assembly fabrication
- 3-phase inverter allows crimper to be used all over the world
- Full range die sets that enable production of a wide range of hose assemblies
- Complete line of options permit customizing the crimper to meet your needs
- Starter Kit (7482-9112) includes: Operation manual, CD-ROM, Grease Gun, Grease and calipers

**Model Number:**

GC®96

**Product Number:**

7480-9001

**Crimping Force:**

340 Tons

**Capability:**

1/4" – 2": Industrial and hydraulic hose (except 2", 6-wire)

2-1/2" – 4": Industrial hose

5" – 6": Industrial hose up to and including 100 PSI WP

**Power Source:**

208-260 Volts, 45-65 HZ, Single Phase and 20 Amps electrical inverter for world-wide use

**Crimper Dimensions:**

31" H x 32" W x 16" D

**Weight:**

650 lbs.



Crimper	Product No.	Weight (lbs)	Price
GC96 Crimper – Includes Foot Pedal and Lifting Rope	7480-9001	650	\$80,589.26

Dies and Accessories	Product No.	Weight (lbs)	Price
Starter Kit (Operation Manual, CD-ROM, Grease Gun, Grease and Calipers)	7482-9112	10	\$100.00
Quick Change Tool	7482-7104	2	1072.50
Mirror	7482-7109	10	330.00
Die Racks (2) holds the dies (hydraulic dies only); stand or wall mount	7480-7003	25.5	1000.00
GC32-XD/GC96 Stand	7480-7002	117.95	1800.00
GC96 Spacer Dies with box (for crimping with GC32-XD dies)	7482-9600	31	5038.97
Die Set — 96-610 with box (Min. Crimp O.D. 3.54"; Max. ferrule O.D. 4.63")	7482-9610	47	2189.02
Die Set — 96-611 with box (Min. Crimp O.D. 4.25"; Max. ferrule O.D. 5.33")	7482-9611	41	2189.02
Die Set — 96-612 with box (Min. Crimp O.D. 4.92"; Max. ferrule O.D. 6.00")	7482-9612	40	1833.00
Die Set — 96-613 with box (Min. Crimp O.D. 5.43"; Max. ferrule O.D. 6.52")	7482-9613	46	1966.57
Die Set — 96-614 with box (Min. Crimp O.D. 6.34"; Max. ferrule O.D. 7.42")	7482-9614	31	1966.57

**NOTE: For replacement parts, see GC96 Operating Manual. GC32 dies should be ordered from the Hydraulic Price Sheet #35096-00. 96-610 Dies required for calibration.**



## GATES AUTHORIZED E2E SAFETY CONNECTION DISTRIBUTORS

### YOUR BEST PROTECTION AGAINST COSTLY HOSE FAILURES

The dangers of using poorly fabricated industrial hose assemblies include equipment damage, environmental contamination, lost productivity and personal injury or worse. The virtually endless combinations of industrial hoses and fittings make identifying the right assembly components and procedures a difficult challenge to say the least.

From end-to-end (E2E), Gates **Authorized E2E Safety Connection Distributors** have the solution. Backed by Gates, these hose professionals offer factory-quality, clamped or crimped industrial hose assemblies that deliver the performance, reliability and safety users expect on every application.

All components are matched and designed to work together in specific applications including acid-chemical, petroleum transfer and dispensing, food and beverage, and air and multi-purpose.


**Authorized E2E Safety Connection Distributors** provide exceptional service through local fabrication and timely delivery at a competitive price.

Distributors and their customers alike can maximize the value of their Gates industrial hose assemblies and create safer, more productive working environments by following the principles detailed in Gates comprehensive **Crimp Data Manual** and **The Gates Safety Guide – An Inspection and Preventive Maintenance Program for Industrial Hose**.



Assemblies can be fitted with Gates Sentry™ ID radio frequency identification (RFID) tags containing all pertinent hose and fitting data including the expected hose life and location in the field.

For more information on Gates industrial hose or to find an **Authorized E2E Safety Connection Distributor** visit [www.gates.com/safetyconnection](http://www.gates.com/safetyconnection)



Powering Progress.

[gates.com/industrialhose](http://gates.com/industrialhose)

23



## GATES ENGINEERING & SERVICES

---

Gates Rotary Drilling, Vibrator, Cementing, Sour Service, Choke and Kill, Motion Compensator and Decoker oilfield hoses shown in this section have couplings attached by a Gates E&S fabrication facility from hose already in their stock. Couplings are then swaged-on, tested to API 7K standards and then shipped all in a matter of just hours! This greatly reduces the lead time required to supply product meeting your specific needs. The resulting hose assembly far exceeds Gates standards for coupling pull and burst pressure tests for added safety. **Contact your nearest Gates E&S location for price and availability.**

**Gates E&S - North America**  
134 44th Street  
Corpus Christi, Texas 78405  
[www.gates.com/engineeringandservices](http://www.gates.com/engineeringandservices)  
Ph. 361-887-9807  
F. 361-887-0812  
Mike Ray  
[michael.ray@gates.com](mailto:michael.ray@gates.com)

**Gates E&S - Asia (ASEAN)**  
40 Gul Circle  
Jurong Industrial Estate  
Singapore 629575  
[www.gatesae.com](http://www.gatesae.com)  
Ph. (65) 6861 7322  
F. (65) 6861 7631  
YC Chua  
[ycchua@gatesae.com](mailto:ycchua@gatesae.com)

**Gates E&S - Middle East**  
PO Box 49047  
Hamriyah Zone  
Sharjah  
United Arab Emirates  
[www.gates.com/engineeringandservices](http://www.gates.com/engineeringandservices)  
Ph. 971 6 748 8727  
F. 971 4 886 1413  
Joe MacGillicuddy, Bus. Dev. Manager  
[mena@gates.com](mailto:mena@gates.com)

**Gates de Mexico, S.A. de C.V.**  
Lerma Hose Plant  
Blvd. Aeropuerto Miguel Aleman No. 164  
52000 Lerma  
Edo. De Mexico, Mexico  
[www.gates.com.mx](http://www.gates.com.mx)  
Ph. 52 (55) 2000-2777  
F. 52 (55) 2000-2727  
Antonio Santibanez  
[as1108@gates.com](mailto:as1108@gates.com)





## Acid-Chemical Hose

**Stallion®**  
(Specification 4698B)

Nom. I.D.	⊘	Nom. O.D.	⊘	Max. W.P.	⊕	Suction	⊘	Min. Bend Radius	R <sub>2</sub>	Wt. Per Ft.	⚖	Standard Pack	Stock (X) or Minimum Order Qty.	Gates Item No.	List Price Per Ft.
(In.)	(mm)	(In.)	(mm)	(psi)	(MPa)	(In. Hg)	(mm Hg)	(In.)	(mm)	(Lbs.)	(Kg)				
3/4	19.1	1.29	32.8	200	1.38	30.0	762	4.0	102	.52	.24	20 ft.	X	4698-0021	\$55.10
3/4	19.1	1.29	32.8	200	1.38	30.0	762	4.0	102	.52	.24	100 ft.	X	4698-0011	55.10
1	25.4	1.56	39.6	200	1.38	30.0	762	5.0	127	.63	.29	20 ft.	X	4698-0022	64.79
1	25.4	1.56	39.6	200	1.38	30.0	762	5.0	127	.63	.29	100 ft.	X	4698-0012	64.79
1	25.4	1.56	39.6	200	1.38	30.0	762	5.0	127	.63	.29	200 ft.	400 ft.	4698-0029	64.79
1 1/4	31.8	1.80	45.7	200	1.38	30.0	762	7.0	178	.74	.34	100 ft.	400 ft.	4698-0104	76.49
1 1/2	38.1	2.05	52.1	200	1.38	30.0	762	8.0	203	.93	.42	20 ft.	X	4698-0023	88.17
1 1/2	38.1	2.05	52.1	200	1.38	30.0	762	8.0	203	.93	.42	100 ft.	X	4698-0013	88.17
1 1/2	38.1	2.05	52.1	200	1.38	30.0	762	8.0	203	.93	.42	200 ft.	400 ft.	4698-0031	88.17
2	50.8	2.55	64.8	200	1.38	30.0	762	9.0	229	1.14	.52	20 ft.	X	4698-0024	107.57
2	50.8	2.55	64.8	200	1.38	30.0	762	9.0	229	1.14	.52	100 ft.	X	4698-0014	107.57
2 1/2	63.5	3.07	78.0	150	1.03	30.0	762	12.0	305	1.44	.65	20 ft.	X	4698-0025	135.80
2 1/2	63.5	3.07	78.0	150	1.03	30.0	762	12.0	305	1.44	.65	100 ft.	X	4698-0015	135.80
3	76.2	3.59	91.2	150	1.03	30.0	762	18.0	457	1.77	.80	20 ft.	X	4698-0026	160.55
3	76.2	3.59	91.2	150	1.03	30.0	762	18.0	457	1.77	.80	100 ft.	X	4698-0016	160.55
4	101.6	4.66	118.4	125	.86	30.0	762	24.0	610	2.60	1.18	20 ft.	X	4698-0027	225.80
4	101.6	4.66	118.4	125	.86	30.0	762	24.0	610	2.60	1.18	100 ft.	X	4698-0017	225.80

**RECOMMENDED FOR:** Tank truck, barge, ship, or storage tank transfer of a variety of chemical products. Stallion has a wire helix for full suction capability. The tube stock Polytetrafluoroethylene (PTFE) or Fluoroethylenepropylene (FEP) has excellent chemical resistance and is backed by Gates Gatron™ for flex fatigue safety at the coupling. Stallion is designed for easy cleaning in a bath containing 10% (NaOH) @ 212°F (100°C). Cleaning in place (CIP) methods may be used. Applications include most basic chemicals which are building blocks for numerous chemicals used in a variety of industries. Reference Gates Chemical Resistance Table for proper hose selection. Compatible with commercially available Bio-Diesel fuels up to B-100.

**CAUTION:** Stallion is designed to withstand fluid temperatures to +300°F (+149°C), however the rating is dependent on the specific chemical conveyed. Contact Denver Product Application (303) 744-5070 for any chemical above +125°F (+52°C).

**TEMPERATURE:** -40°F to +300°F (-40°C to +149°C) normal service.

**CONSTRUCTION:** **Tube:** Type T (FEP) Fluoroethylenepropylene or (PTFE) Polytetrafluoroethylene. White. Backed with Gatron™ (Modified XLPE).

**Reinforcement:** Synthetic, high tensile textile with steel wire helix.

**Cover:** Type P (EPDM). Blue corrugated with red spiral stripe.

**Design Factor:** 4:1

**COUPLINGS:** Gates has tested hose assemblies at the maximum rated service temperature to assure your safety. Use permanent fittings only 71 or 73 for fluid temperatures up to 300°F (149°C). Reference the Hose Coupling Section.

**PACKAGING:** All lengths coiled and wrapped in polyethylene.

**BRANDING:** Continuous transfer label. Example: "GATES® Stallion® U.S. Pat. No. 5,647,400 Acid-Chemical Suction/Discharge 200 PSI (1.38MPa) WP Made In U.S.A. For your safety: Use Permanent Fittings Only"

**SPECIAL ORDER REQUIREMENTS:** Black, red, green and yellow covers are made to order and require minimum production order quantities of 400 feet per size. For price, add 10% (x1.10) to price.

Special production runs require minimum order quantities of 400 feet per size. If a special transfer label is required, contact Gates Corporation for minimum quantity.

Specific cut lengths available through the Cut Length Program. Contact Customer Service for details.

**REMNANT LENGTHS:** Remnant lengths are sometimes available in popular sizes at a discount. Contact Gates Corporation for pricing, order requirements and availability.

ACID-CHEMICAL

AIR AND MULTI-PURPOSE

FOOD AND BEVERAGE

MARINE

MATERIAL HANDLING

MINING

OILFIELD

PETROLEUM TRANSFER

PRESSURE WASHER

STEAM

WATER

CLAMPS

COUPLINGS AND FERRULES

HOSE FINDER

CHEMICAL RESISTANCE TABLE







Acid-Chemical Hose

Stallion® Crush Resistant

(Specification 4698MB)

ACID-CHEMICAL
AIR AND MULTI-PURPOSE
FOOD AND BEVERAGE
MARINE
MATERIAL HANDLING
MINING
OILFIELD
PETROLEUM TRANSFER
PRESSURE WASHER
STEAM
WATER
CLAMPS
COUPLINGS AND FERRULES
HOSE FINDER
CHEMICAL RESISTANCE TABLE

Nom. I.D.	⊖	Nom. O.D.	⊕	Max. W.P.	⊕	Suction	⊖	Min. Bend Radius	⊕	Wt. Per Ft.	⊕	Standard Pack	Stock (X) or Minimum Order Qty.	Gates Item No.	List Price Per Ft.
(In.)	(mm)	(In.)	(mm)	(psi)	(MPa)	(In. Hg)	(mm Hg)	(In.)	(mm)	(Lbs.)	(Kg)				
3/4	19.1	1.33	33.8	200	1.38	20.0	508	4.0	102	.52	.24	100 ft.	400 ft.	4698-0001	\$60.60
1	25.4	1.58	40.1	200	1.38	20.0	508	5.0	127	.63	.29	100 ft.	X	4698-0002	71.27
1 1/2	38.1	2.08	52.8	200	1.38	20.0	508	8.0	203	.93	.42	100 ft.	X	4698-0003	97.01
2	50.8	2.58	65.5	200	1.38	20.0	508	9.0	229	1.14	.52	100 ft.	X	4698-0004	118.31

**RECOMMENDED FOR:** Tank truck, barge, ship, or storage tank transfer of a variety of chemical products. Stallion Crush Resistant has a monofilament helix for suction and crush resistant capability. The tube stock Polytetrafluoroethylene (PTFE) or Fluoroethylenepropylene (FEP) has excellent chemical resistance and is backed by Gates Gatron™ for flex fatigue safety at the coupling. Stallion Crush Resistant is designed for easy cleaning in a bath containing 10% (NaOH) @ 212°F (100°C). Cleaning in place (CIP) methods may be used. Applications include most basic chemicals which are building blocks for numerous chemicals used in a variety of industries. Reference Gates Chemical Resistance Table for proper hose selection. Compatible with commercially available Bio-Diesel fuels up to B-100.

**CAUTION:** Stallion Crush Resistant is designed to withstand fluid temperatures to 300°F (+149°C), however the rating is dependent on the specific chemical conveyed. Contact Denver Product Application (303) 744-5070 for any chemical above 125°F (+52°C).

**TEMPERATURE:** -40°F to +300°F (-40°C to +149°C) normal service.

**CONSTRUCTION:** **Tube:** Type T (FEP) Fluoroethylenepropylene or (PTFE) Polytetrafluoroethylene. White. Backed with Gatron™ (Modified XLPE).

**Reinforcement:** Synthetic, high tensile textile with monofilament helix and static wire.

**Cover:** Type P (EPDM). Blue corrugated with red spiral stripe.

**Design Factor:** 4:1

**COUPLINGS:** Gates has tested hose assemblies at the maximum rated service temperature to assure your safety. Use permanent fittings only 71 or 73 for fluid temperatures up to 300°F (149°C). Reference the Hose Coupling Section.

**PACKAGING:** All lengths coiled and wrapped in polyethylene.

**BRANDING:** Continuous transfer label. Example: "GATES® Stallion® U.S. Pat. No. 5,647,400 Crush Resistant Acid-Chemical Suction/Discharge 200 PSI (1.38MPa) WP Made In U.S.A. For your safety: Use Permanent Fittings Only"

**SPECIAL ORDER REQUIREMENTS:** Black, red, green and yellow covers are made to order and require minimum production order quantities of 400 feet per size. For price, add 10% (x1.10) to price. Special production runs require minimum order quantities of 400 feet per size. If a special transfer label is required, contact Gates Corporation for minimum quantity.

**REMNANT LENGTHS:** Remnant lengths are sometimes available in popular sizes at a discount. Contact Gates Corporation for pricing, order requirements and availability.





## Acid-Chemical Hose

**Mustang®**  
(Specification 4695, 4695G)

### Black Cover (4695)

Nom. I.D.	⊘	Nom. O.D.	⊘	Max. W.P.	⊕	Suction	⊘	Min. Bend Radius	R <sub>2</sub>	Wt. Per Ft.	⚖	Standard Pack	Stock (X) or Minimum Order Qty.	Gates Item No.	List Price Per Ft.
(In.)	(mm)	(In.)	(mm)	(psi)	(MPa)	(In. Hg)	(mm Hg)	(In.)	(mm)	(Lbs.)	(Kg)				
3/4	19.1	1.25	31.8	200	1.38	30.0	762	4.0	102	.45	.20	100 ft.	X	4695-0002	\$29.57
3/4	19.1	1.25	31.8	200	1.38	30.0	762	4.0	102	.45	.20	200 ft.	400 ft.	4695-0737	29.57
1	25.4	1.50	38.1	200	1.38	30.0	762	5.0	127	.56	.25	100 ft.	X	4695-0003	31.13
1	25.4	1.50	38.1	200	1.38	30.0	762	5.0	127	.56	.25	200 ft.	400 ft.	4695-0670	31.13
1 1/4	31.8	1.75	44.5	200	1.38	30.0	762	6.0	152	.70	.32	100 ft.	X	4695-0004	32.85
1 1/4	31.8	1.75	44.5	200	1.38	30.0	762	6.0	152	.70	.32	200 ft.	400 ft.	4695-0738	32.85
1 1/2	38.1	2.04	51.8	200	1.38	30.0	762	8.0	203	.87	.40	100 ft.	X	4695-0005	35.54
1 1/2	38.1	2.04	51.8	200	1.38	30.0	762	8.0	203	.87	.40	200 ft.	400 ft.	4695-0729	35.54
2	50.8	2.54	64.5	200	1.38	30.0	762	9.0	229	1.08	.49	100 ft.	X	4695-0001	44.78
2	50.8	2.54	64.5	200	1.38	30.0	762	9.0	229	1.08	.49	200 ft.	400 ft.	4695-0698	44.78
2 1/2	63.5	3.05	77.5	150	1.03	30.0	762	12.0	305	1.41	.64	100 ft.	X	4695-0006	53.10
2 1/2	63.5	3.05	77.5	150	1.03	30.0	762	12.0	305	1.41	.64	200 ft.	400 ft.	4695-0720	53.10
3	76.2	3.58	90.9	150	1.03	30.0	762	18.0	457	1.81	.82	100 ft.	X	4695-0007	63.74
3	76.2	3.58	90.9	150	1.03	30.0	762	18.0	457	1.81	.82	200 ft.	400 ft.	4695-0699	63.74
4	101.6	4.69	119.1	125	.86	30.0	762	24.0	610	2.72	1.24	100 ft.	X	4695-0008	78.45
4	101.6	4.69	119.1	125	.86	30.0	762	24.0	610	2.72	1.24	200 ft.	400 ft.	4695-0055	78.45

### Green Cover (4695G)

Nom. I.D.	⊘	Nom. O.D.	⊘	Max. W.P.	⊕	Suction	⊘	Min. Bend Radius	R <sub>2</sub>	Wt. Per Ft.	⚖	Standard Pack	Stock (X) or Minimum Order Qty.	Gates Item No.	List Price Per Ft.
(In.)	(mm)	(In.)	(mm)	(psi)	(MPa)	(In. Hg)	(mm Hg)	(In.)	(mm)	(Lbs.)	(Kg)				
1	25.4	1.50	38.1	200	1.38	30.0	762	5.0	127	.56	.25	100 ft.	X	4695-0628	\$31.13
1 1/2	38.1	2.04	51.8	200	1.38	30.0	762	8.0	203	.87	.40	100 ft.	X	4695-0211	35.54
2	50.8	2.54	64.5	200	1.38	30.0	762	9.0	229	1.08	.49	100 ft.	X	4695-0216	44.78
2	50.8	2.54	64.5	200	1.38	30.0	762	9.0	229	1.08	.49	200 ft.	400 ft.	4695-0700	44.78
3	76.2	3.58	90.9	150	1.03	30.0	762	18.0	457	1.81	.82	100 ft.	X	4695-0229	63.74
3	76.2	3.58	90.9	150	1.03	30.0	762	18.0	457	1.81	.82	200 ft.	400 ft.	4695-0701	63.74

**RECOMMENDED FOR:** Tank truck, barge, ship, or storage tank transfer of a variety of chemical products. Mustang contains a wire helix for full suction capability, as well as for routing hoses through tight bends. Its Modified Cross-linked Polyethylene tube stock is "best in class" for maintaining a tight seal with stainless steel fittings, and is designed for cleaning with "open end" 50 PSI steam or in a bath containing 10% (NaOH) @ 212°F (100°C). Cleaning in place (CIP) methods may be used. Applications include over 950 basic chemicals that are building blocks for numerous chemicals used in a variety of industries. Reference Gates Chemical Resistance Table for proper hose selection.

**CAUTION:** For applications requiring greater than 90% sulfuric acid contact Denver Product Application (303) 744-5070.

Mustang is designed to withstand fluid temperatures to 250°F (+121°C), however the rating is dependent on the specific chemical conveyed. Contact Denver Product Application (303) 744-5070 for any chemical above 125°F (+52°C). NOT RECOMMENDED FOR "CLOSED STEAM" CLEANING.

**TEMPERATURE:** -40°F to +250°F (-40°C to +121°C) normal service.

**CONSTRUCTION:**  
**Tube:** Type K (Gatron™ Modified Cross-linked Polyethylene.) Tan. High chemical resistance.  
**Reinforcement:** Synthetic, high tensile textile cord with steel wire helix.  
**Cover:** Type P (EPDM). Black or green corrugated with orange spiral stripe. Blue, red, and yellow covers available on special order.

**Design Factor:** 4:1

**COUPLINGS:** Gates has tested hose assemblies at the maximum rated service temperature to assure your safety. Use 7, 8, or 49 for fluid temperatures to 125°F (+52°C). Use permanent fittings only 71 or 73 for fluid temperatures above 125°F (+52°C) and up to 250°F (+121°C) or 80 Gates GSP (2" only). Reference the Hose Coupling Section.

**PACKAGING:** All lengths coiled and wrapped in polyethylene.

**BRANDING:** Continuous transfer label. Example: "GATES® Mustang® Acid-Chemical Suction/Discharge 200 PSI (1.38MPa) WP Made In U.S.A. For your safety: Use Permanent Couplings above 125°F."

**SPECIAL ORDER REQUIREMENTS:** Blue, red, and yellow covers are made to order and require minimum production order quantities of 400 feet per size. For price, add 10% (x1.10) to price.

Special production runs require minimum order quantities of 400 feet per size. If a special transfer label is required, contact Gates Corporation for minimum quantity.

Specific cut lengths available through the Cut Length Program. Contact Customer Service for details.

**REMNANT LENGTHS:** Remnant lengths are sometimes available in popular sizes at a discount. Contact Gates Corporation for pricing, order requirements and availability.

ACID-CHEMICAL

AIR AND MULTI-PURPOSE

FOOD AND BEVERAGE

MARINE

MATERIAL HANDLING

MINING

OILFIELD

PETROLEUM TRANSFER

PRESSURE WASHER

STEAM

WATER

CLAMPS

COUPLINGS AND FERRULES

HOSE FINDER

CHEMICAL RESISTANCE TABLE





Acid-Chemical Hose

Mustang® Crush Resistant

(Specification 4695M)

ACID-CHEMICAL
AIR AND MULTI-PURPOSE
FOOD AND BEVERAGE
MARINE
MATERIAL HANDLING
MINING
OILFIELD
PETROLEUM TRANSFER
PRESSURE WASHER
STEAM
WATER
CLAMPS
COUPLINGS AND FERRULES
HOSE FINDER
CHEMICAL RESISTANCE TABLE

Nom. I.D.	⊖	Nom. O.D.	⊖	Max. W.P.	⊖	Suction	⊖	Min. Bend Radius	⊖	Wt. Per Ft.	⊖	Standard Pack	Stock (X) or Minimum Order Qty.	Gates Item No.	List Price Per Ft.
(In.)	(mm)	(In.)	(mm)	(psi)	(MPa)	(In. Hg)	(mm Hg)	(In.)	(mm)	(Lbs.)	(Kg)				
3/4	19.1	1.36	34.5	200	1.38	20.0	508	4.0	102	.45	.20	100 ft.	400 ft.	4695-0607	\$32.52
1	25.4	1.61	40.9	200	1.38	20.0	508	5.0	127	.56	.25	100 ft.	X	4695-0608	34.23
1 1/2	38.1	2.13	54.1	200	1.38	20.0	508	8.0	203	.87	.40	100 ft.	X	4695-0609	39.08
2	50.8	2.63	66.8	200	1.38	20.0	508	9.0	229	1.08	.49	100 ft.	X	4695-0610	49.25

**RECOMMENDED FOR:** Tank truck, barge, ship, or storage tank transfer of a variety of chemical products. Mustang Crush Resistant contains a monofilament helix for suction and crush resistant capability, as well as for routing hoses through tight bends. Its Modified Cross-linked Polyethylene tube stock is "best in class" for maintaining a tight seal with stainless steel fittings, and is designed for cleaning with "open end" 50 PSI steam or in a bath containing 10% (NaOH) @ 212°F (100°C). Cleaning in place (CIP) methods may be used. Applications include over 950 basic chemicals that are building blocks for numerous chemicals used in a variety of industries. Reference Gates Chemical Resistance Table for proper hose selection.

**CAUTION:** For applications requiring greater than 90% sulfuric acid contact Denver Product Application (303) 744-5070.

Mustang Crush Resistant is designed to withstand fluid temperatures to 250°F (+121°C), however the rating is dependent on the specific chemical conveyed. Contact Denver Product Application (303) 744-5070 for any chemical above 125°F (+52°C). NOT RECOMMENDED FOR "CLOSED STEAM" CLEANING.

**TEMPERATURE:** -40°F to +250°F (-40°C to +121°C) normal service.

**CONSTRUCTION:**  
**Tube:** Type K (Gatron™ Modified Cross-linked Polyethylene.) Tan. High chemical resistance.  
**Reinforcement:** Synthetic, high tensile textile with monofilament helix and static wire providing crush and kink resistance.  
**Cover:** Type P (EPDM). Black corrugated with orange spiral stripe. Green, blue, red, and yellow covers available on special order.  
**Design Factor:** 4:1

**COUPLINGS:** Gates has tested hose assemblies at the maximum rated service temperature to assure your safety. Use 7, 8, or 49 for fluid temperatures to 125°F (+52°C). Use permanent fittings only 71 or 73 for fluid temperatures above 125°F (+52°C) and up to 250°F (+121°C) or 80 Gates GSP (2" only). Reference the Hose Coupling Section.

**PACKAGING:** All lengths coiled and wrapped in polyethylene.

**BRANDING:** Continuous transfer label. Example: "GATES® Mustang® Crush Resistant Acid-Chemical Suction/ Discharge 200 PSI (1.38MPa) WP Made In U.S.A. For your safety: Use Permanent Couplings above 125°F."

**SPECIAL ORDER REQUIREMENTS:** Green, blue, red, and yellow covers are made to order and require minimum production order quantities of 400 feet per size. For price, add 10% (x1.10) to price. Special production runs require minimum order quantities of 400 feet per size. If a special transfer label is required, contact Gates Corporation for minimum quantity.

**REMNANT LENGTHS:** Remnant lengths are sometimes available in popular sizes at a discount. Contact Gates Corporation for pricing, order requirements and availability.





## Acid-Chemical Hose

# Renegade™

(Specification 4697G)

Nom. I.D.	⊖	Nom. O.D.	⊕	Max. W.P.	⊕	Suction	⊖	Min. Bend Radius	⊕	Wt. Per Ft.	⊕	Standard Pack	Stock (X) or Minimum Order Qty.	Gates Item No.	List Price Per Ft.
(In.)	(mm)	(In.)	(mm)	(psi)	(MPa)	(In. Hg)	(mm Hg)	(In.)	(mm)	(Lbs.)	(Kg)				
3/4	19.1	1.22	31.0	200	1.38	30.0	762	4.0	102	.41	.19	100 ft.	X	4697-0014	\$32.49
1	25.4	1.47	37.3	200	1.38	30.0	762	5.0	127	.51	.23	100 ft.	X	4697-0015	34.26
1	25.4	1.47	37.3	200	1.38	30.0	762	5.0	127	.51	.23	200 ft.	400 ft.	4697-0057	34.26
1 1/4	31.8	1.72	43.7	200	1.38	30.0	762	6.0	152	.60	.27	100 ft.	X	4697-0016	36.17
1 1/2	38.1	2.00	50.8	200	1.38	30.0	762	8.0	203	.78	.35	100 ft.	X	4697-0017	39.05
1 1/2	38.1	2.00	50.8	200	1.38	30.0	762	8.0	203	.78	.35	200 ft.	400 ft.	4697-0058	39.05
2	50.8	2.50	63.5	200	1.38	30.0	762	9.0	229	1.08	.49	100 ft.	X	4697-0018	49.20
2	50.8	2.50	63.5	200	1.38	30.0	762	9.0	229	1.08	.49	200 ft.	400 ft.	4697-0059	49.20
2 1/2	63.5	3.01	76.5	150	1.03	30.0	762	12.0	305	1.39	.63	100 ft.	X	4697-0019	58.43
3	76.2	3.53	89.7	150	1.03	30.0	762	18.0	457	1.76	.80	100 ft.	X	4697-0020	70.10
3	76.2	3.53	89.7	150	1.03	30.0	762	18.0	457	1.76	.80	200 ft.	400 ft.	4697-0022	70.10
4	101.6	4.53	115.1	125	.86	30.0	762	24.0	610	2.49	1.13	100 ft.	X	4697-0021	86.34

**RECOMMENDED FOR:** Tank truck, barge, ship, or storage tank transfer of a variety of chemical products. Renegade contains a wire helix for full suction capability, as well as for routing hoses through tight bends. The Ultrahigh Molecular Weight Polyethylene tube stock has excellent chemical resistance and is backed by Gates Gatron™ for flex fatigue safety at the coupling. Renegade is designed for easy cleaning in bath containing 10% (NaOH) @ 212°F (+100°C). Cleaning in place (CIP) methods may be used. Applications include over 450 basic chemicals which are building blocks for numerous chemicals used in a variety of industries. Reference Gates Chemical Resistance Table for proper hose selection.

**CAUTION:** Renegade is designed to withstand fluid temperatures to 212°F (+100°C), however the rating is dependent on the specific chemical conveyed. Contact Denver Product Application (303) 744-5070 for any chemical above 125°F (+52°C).

**TEMPERATURE:** -40°F to +212°F (-40°C to +100°C) normal service.

**CONSTRUCTION:** **Tube:** Type L (Ultrahigh Molecular Weight Polyethylene). Clear, backed with Gatron™ Modified XLPE.

**Reinforcement:** Synthetic, high tensile textile with steel wire helix.

**Cover:** Type P (EPDM). Green corrugated with yellow spiral stripe.

**Design Factor:** 4:1

**COUPLINGS:** Gates has tested hose assemblies at the maximum rated service temperature to assure your safety. Use 7, 8 or 49 for fluid temperatures to 125°F (+52°C). Use permanent fittings only 71 or 73 for fluid temperatures above 125°F (+52°C) and up to 212°F (+100°C). Reference the Hose Coupling Section.

**PACKAGING:** All lengths coiled and wrapped in polyethylene.

**BRANDING:** Continuous transfer label. Example: "GATES® Renegade™ Acid-Chemical Suction/Discharge 200 PSI (1.38MPa) WP Made In U.S.A. For your safety: Use Permanent Couplings above 125°F."

**SPECIAL ORDER REQUIREMENTS:** Black, red, blue and yellow covers are made to order and require minimum production order quantities of 400 feet per size. For price, add 10% (x1.10) to price.

Special production runs require minimum order quantities of 400 feet per size. If a special transfer label is required, contact Gates Corporation for minimum quantity.

Specific cut lengths available through the Cut Length Program. Contact Customer Service for details.

**REMNANT LENGTHS:** Remnant lengths are sometimes available in popular sizes at a discount. Contact Gates Corporation for pricing, order requirements and availability.

ACID-CHEMICAL

AIR AND MULTI-PURPOSE

FOOD AND BEVERAGE

MARINE

MATERIAL HANDLING

MINING

OILFIELD

PETROLEUM TRANSFER

PRESSURE WASHER

STEAM

WATER

CLAMPS

COUPLINGS AND FERRULES

HOSE FINDER

CHEMICAL RESISTANCE TABLE





Acid-Chemical Hose

**Colt®**  
(Specification 4696A)

ACID-CHEMICAL
AIR AND MULTI-PURPOSE
FOOD AND BEVERAGE
MARINE
MATERIAL HANDLING
MINING
OILFIELD
PETROLEUM TRANSFER
PRESSURE WASHER
STEAM
WATER
CLAMPS
COUPLINGS AND FERRULES
HOSE FINDER
CHEMICAL RESISTANCE TABLE

Nom. I.D.	⊘	Nom. O.D.	⊘	Max. W.P.	⊕	Suction	⊘	Min. Bend Radius	R <sub>2</sub>	Wt. Per Ft.	⚖	Standard Pack	Stock (X) or Minimum Order Qty.	Gates Item No.	List Price Per Ft.
(In.)	(mm)	(In.)	(mm)	(psi)	(MPa)	(In. Hg)	(mm Hg)	(In.)	(mm)	(Lbs.)	(Kg)				
3/4	19.1	1.27	32.3	150	1.03	30.0	762	3.0	76	.50	.23	100 ft.	400 ft.	4696-0002	\$19.25
1	25.4	1.52	38.6	150	1.03	30.0	762	3.5	89	.61	.28	100 ft.	X	4696-0001	19.98
1 1/4	31.8	1.79	45.5	150	1.03	30.0	762	4.0	102	.77	.35	100 ft.	400 ft.	4696-0003	22.01
1 1/4	31.8	1.79	45.5	150	1.03	30.0	762	4.0	102	.77	.35	200 ft.	400 ft.	4696-0203	22.01
1 1/2	38.1	2.04	51.8	150	1.03	30.0	762	5.0	127	.89	.40	100 ft.	X	4696-0004	23.00
2	50.8	2.54	64.5	150	1.03	30.0	762	6.0	152	1.07	.49	100 ft.	X	4696-0005	25.68
2 1/2	63.5	3.05	77.5	150	1.03	30.0	762	9.0	229	1.34	.61	100 ft.	400 ft.	4696-0006	31.11
3	76.2	3.60	91.4	150	1.03	30.0	762	11.0	279	1.70	.77	100 ft.	X	4696-0009	37.28
3	76.2	3.60	91.4	150	1.03	30.0	762	11.0	279	1.70	.77	200 ft.	400 ft.	4696-0013	37.28
4	101.6	4.60	116.8	125	.86	30.0	762	16.0	406	2.25	1.02	100 ft.	X	4696-0012	47.10
6	152.4	6.78	172.2	125	.86	30.0	762	24.0	610	5.29	1.85	100 ft.	X	4696-0017	88.95

**RECOMMENDED FOR:** Tank truck, barge ship, or storage tank transfer of a variety of mild chemical products. Colt contains a wire helix for full suction capability, as well as for routing hoses through tight bends. Its EPDM tube stock will withstand 250°F (+121°C) applications. Reference Gates Chemical Resistance Table for proper hose selection.

**CAUTION:** Colt is designed to withstand fluid temperatures to 250°F (+121°C), however the rating is dependent on the specific chemical conveyed. Contact Denver Product Application (303) 744-5070 for any chemical above 125°F (+52°C).

**TEMPERATURE:** -40°F to +250°F (-40°C to +121°C) normal service.

**CONSTRUCTION:** **Tube:** Type P (EPDM). Black. Mild chemical resistance.  
**Reinforcement:** Synthetic, high tensile textile with steel wire helix.  
**Cover:** Type P (EPDM). Yellow corrugated with green spiral stripe.  
**Design Factor:** 4:1

**COUPLINGS:** Gates has tested hose assemblies at the maximum rated service temperature to assure your safety. Use 7, 8, or 49 for fluid temperatures to 125°F (+52°C). Use permanent fittings only 71 or 73 for fluid temperatures above 125°F (+52°C) and up to 250°F (+121°C). Reference the Hose Coupling Section.

**PACKAGING:** All lengths coiled and wrapped in polyethylene.

**BRANDING:** Continuous transfer label. Example: "GATES® Colt® Acid-Chemical Suction/Discharge 150 PSI (1.03MPa) WP Made In U.S.A. For your safety: Use Permanent Couplings above 125°F."

**SPECIAL ORDER REQUIREMENTS:** Special production runs require minimum order quantities of 400 feet for sizes through 4" and 200 feet for sizes above 4". If a special transfer label is required, contact Gates Corporation for minimum quantity.

Specific cut lengths available through the Cut Length Program. Contact Customer Service for details.

**REMNANT LENGTHS:** Remnant lengths are sometimes available in popular sizes at a discount. Contact Gates Corporation for pricing, order requirements and availability.







## Acid-Chemical Hose

# Thermo AG® 570 (Ag Spray)

(Specification 4465)

Nom. I.D.	⊖	Nom. O.D.	⊕	Max. W.P.*	⊕	Suction*	⊖	Min. Bend Radius	⊕	Wt. Per Ft.	⊕	Standard Pack	Stock (X) or Minimum Order Qty.	Gates Item No.	List Price Per Ft.
(In.)	(mm)	(In.)	(mm)	(psi)	(MPa)	(In. Hg)	(mm Hg)	(In.)	(mm)	(Lbs.)	(Kg)				
3/8	9.5	.67	17.0	570	3.93	25.0	635	4.0	102	.12	.05	300 ft.	X	4465-1701	\$3.20
3/8	9.5	.67	17.0	570	3.93	25.0	635	4.0	102	.12	.05	400 ft.	X	4465-1702	3.20
1/2	12.7	.81	20.6	570	3.93	25.0	635	5.0	127	.17	.08	300 ft.	X	4465-1704	3.74
1/2	12.7	.81	20.6	570	3.93	25.0	635	5.0	127	.17	.08	400 ft.	X	4465-1705	3.74
3/4	19.1	1.08	27.4	570	3.93	25.0	635	6.0	152	.27	.12	300 ft.	X	4465-1706	7.10
3/4	19.1	1.08	27.4	570	3.93	25.0	635	6.0	152	.27	.12	400 ft.	X	4465-1707	7.10

NOTE: \* Working Pressure and Suction at +72°F (+22°C).

**RECOMMENDED FOR:** Spraying lawns, trees and similar applications with diluted solutions of water and oil based pesticides and herbicides.

**CAUTION:** For pesticides or herbicides containing more than 2% Toluene or Xylene, use Gates 77B. Maximum temperature dependent on pesticide/herbicide or chemicals conveyed. For temperatures above 120°F (+49°C), contact Denver Product Application (303) 744-5070.

**TEMPERATURE:** -10°F to +130°F (-23°C to +55°C).

**CONSTRUCTION:**  
**Tube:** Type G (PVC). Yellow.  
**Reinforcement:** Synthetic, high tensile textile cord.  
**Cover:** Type G (PVC). Yellow. Striated.  
**Design Factor:** 3:1

**COUPLINGS:** 8, 14 or 15, 21 (multiple clamps required), 48, 72 Gates Power Crimp® or 75 Gates GLX® couplings. Reference the Hose Coupling Section.

**PACKAGING:** All lengths coiled in a polyethylene bag.

**BRANDING:** Continuous ink brand. Example: "3/8" 570 PSI WP SPRAY HOSE JAPAN"

**SPECIAL ORDER REQUIREMENTS:** None.

**REMNANT LENGTHS:** None.

ACID-CHEMICAL

AIR AND MULTI-PURPOSE

FOOD AND BEVERAGE

MARINE

MATERIAL HANDLING

MINING

OILFIELD

PETROLEUM TRANSFER

PRESSURE WASHER

STEAM

WATER

CLAMPS

COUPLINGS AND FERRULES

HOSE FINDER

CHEMICAL RESISTANCE TABLE





Acid-Chemical Hose

Thermo AG® 800 (Ag Spray)

(Specification 4465)

ACID-CHEMICAL
AIR AND MULTI-PURPOSE
FOOD AND BEVERAGE
MARINE
MATERIAL HANDLING
MINING
OILFIELD
PETROLEUM TRANSFER
PRESSURE WASHER
STEAM
WATER
CLAMPS
COUPLINGS AND FERRULES
HOSE FINDER
CHEMICAL RESISTANCE TABLE

Nom. I.D.	⊖	Nom. O.D.	⊖	Max. W.P.*	⚡	Suction*	○	Min. Bend Radius	R <sub>2</sub>	Wt. Per Ft.	⚖	Standard Pack	Stock (X) or Minimum Order Qty.	Gates Item No.	List Price Per Ft.
(In.)	(mm)	(In.)	(mm)	(psi)	(MPa)	(In. Hg)	(mm Hg)	(In.)	(mm)	(Lbs.)	(Kg)				
3/8	9.5	.69	17.5	800	5.52	25.0	635	4.0	102	.14	.06	300 ft.	X	4465-1361	\$3.69
3/8	9.5	.69	17.5	800	5.52	25.0	635	4.0	102	.14	.06	400 ft.	X	4465-1362	3.69
1/2	12.7	.84	21.3	800	5.52	25.0	635	5.0	127	.18	.08	300 ft.	X	4465-1371	4.70
1/2	12.7	.84	21.3	800	5.52	25.0	635	5.0	127	.18	.08	400 ft.	X	4465-1372	4.70
3/4	19.1	1.14	29.0	800	5.52	25.0	635	6.0	152	.30	.14	300 ft.	X	4465-1381	8.46
3/4	19.1	1.14	29.0	800	5.52	25.0	635	6.0	152	.30	.14	400 ft.	X	4465-1382	8.46

NOTE: \* Working Pressure and Suction at +72°F (+22°C).

**RECOMMENDED FOR:** Spraying lawns, trees and similar applications with diluted solutions of water and oil based pesticides and herbicides.

**CAUTION:** For pesticides or herbicides containing more than 2% Toluene or Xylene, use Gates 77B. Maximum temperature dependent on pesticide/herbicide or chemicals conveyed. For temperatures above 120°F (+49°C), contact Denver Product Application (303) 744-5070.

**TEMPERATURE:** -10°F to +130°F (-23°C to +55°C).

**CONSTRUCTION:**  
**Tube:** Type G (PVC). Green.  
**Reinforcement:** Synthetic, high tensile textile cord.  
**Cover:** Type G (PVC). Green. Striated.  
**Design Factor:** 3:1

**COUPLINGS:** 8, 14 or 15, 21 (multiple clamps required), 48, 72 Gates Power Crimp® or 75 Gates GLX® couplings. Reference the Hose Coupling Section.

**PACKAGING:** All lengths coiled in a polyethylene bag.

**BRANDING:** Continuous ink brand. Example: "1/2" 800 PSI WP SPRAY HOSE JAPAN"

**SPECIAL ORDER REQUIREMENTS:** None.

**REMNANT LENGTHS:** None.





## Acid-Chemical Hose

# 77B (Paint Spray and Chemical)

(Specification 3207T)

Nom. I.D.	Nom. O.D.		Max. W.P.	Suction		Min. Bend Radius		Wt. Per Ft.		Standard Pack	Stock (X) or Minimum Order Qty.	Gates Item No.	List Price Per Ft.		
	(In.)	(mm)		(In. Hg)	(mm Hg)	(In.)	(mm)	(Lbs.)	(Kg)						
1/4	6.4	.52	13.2	500	3.45	30.0	762	3.0	76	.09	.04	Reel	X	3207-0290	\$3.74
5/16	7.9	.59	15.0	500	3.45	30.0	762	3.0	76	.11	.05	Reel	X	3207-0291	4.40
3/8	9.5	.67	17.0	500	3.45	30.0	762	3.0	76	.14	.06	Reel	X	3207-0292	5.12
1/2	12.7	.87	22.1	750	5.17	25.0	635	5.0	127	.23	.10	Reel	X	3207-0294	7.47
3/4	19.1	1.16	29.5	750	5.17	25.0	635	6.0	152	.35	.16	Reel	X	3207-0296	11.51

**RECOMMENDED FOR:** Paint spray applications, as well as transfer of petroleum based products (aliphatic, aromatic and chlorinated hydrocarbon such as Toluene, Xylene, Benzene, gasoline and carbon tetrachloride). Reference Gates Chemical Resistance Table for proper hose selection. Compatible with commercially available Bio-Diesel fuels up to B-100.

**CAUTION:** Contact Denver Product Application (303) 744-5070 when conveying chemicals above 120°F (+49°C). NOT RECOMMENDED FOR ACIDS OR USE IN HIGH PRESSURE PAINT SPRAY APPLICATIONS REQUIRING A STATIC CONDUCTIVE HOSE.

**TEMPERATURE:** -40°F to +150°F (-40°C to +66°C) continuous service.

**CONSTRUCTION:**  
**Tube:** Type Z (Special Flexible Nylon II). Clear.  
**Reinforcement:** Synthetic, high tensile textile cord.  
**Cover:** Type A (Neoprene). Black.  
**Design Factor:** 4:1

**COUPLINGS:** 48. For paint service: Binks 3 piece compression ring only. Reference the Hose Coupling Section.

**PACKAGING:** 1/4" through 1/2": Packaged in 600' to 800' reels. Maximum 4 pieces. One length 25' to 50'. Maximum of 2 pieces under 100'.  
 3/4": Packaged in 300' to 400' reels. Maximum 3 pieces. One length between 25' to 50'. All other lengths over 50'. Maximum 2 pieces under 100'.

**BRANDING:** Continuous ink print label. Example: "GATES® 77B PAINT SPRAY AND CHEMICAL 3/8" (9.5mm) 500 PSI (3.45MPa) WP Made In U.S.A."

**SPECIAL ORDER REQUIREMENTS:** Special production runs require minimum order quantities of 25,000 feet for all sizes.  
**REMNANT LENGTHS:** None.

ACID-CHEMICAL

AIR AND MULTI-PURPOSE

FOOD AND BEVERAGE

MARINE

MATERIAL HANDLING

MINING

OILFIELD

PETROLEUM TRANSFER

PRESSURE WASHER

STEAM

WATER

CLAMPS

COUPLINGS AND FERRULES

HOSE FINDER

CHEMICAL RESISTANCE TABLE





Air and Multi-Purpose Hose

19B Plant Master®

(Specification 3219AR)

ACID-CHEMICAL
AIR AND MULTI-PURPOSE
FOOD AND BEVERAGE
MARINE
MATERIAL HANDLING
MINING
OILFIELD
PETROLEUM TRANSFER
PRESSURE WASHER
STEAM
WATER
CLAMPS
COUPLINGS AND FERRULES
HOSE FINDER
CHEMICAL RESISTANCE TABLE

Nom. I.D.	⌀	Nom. O.D.	⌀	Max. W.P.	⊕	Suction	⊕	Min. Bend Radius	⊕	Wt. Per Ft.	⊕	Standard Pack	Stock (X) or Minimum Order Qty.	Gates Item No.	List Price Per Ft.
(In.)	(mm)	(In.)	(mm)	(psi)	(MPa)	(In. Hg)	(mm Hg)	(In.)	(mm)	(Lbs.)	(Kg)				
3/16	4.8	.43	10.9	315	3.45	30.0	762	3.0	76	.20	.09	Reel	5,000 ft.	3219-2901	\$3.23
1/4	6.4	.50	12.7	315	1.72	30.0	762	3.0	76	.09	.04	Reel	X	3219-2902	3.65
1/4	6.4	.62	15.8	500	3.45	30.0	762	3.0	76	.14	.06	Reel	5,000 ft.	3219-2903	4.77
5/16	7.9	.62	15.8	315	1.72	30.0	762	3.0	76	.13	.06	Reel	X	3219-2904	3.90
5/16	7.9	.69	17.5	500	3.45	30.0	762	3.0	76	.17	.08	Reel	5,000 ft.	3219-2905	5.30
3/8	9.5	.69	17.5	315	1.72	30.0	762	3.0	76	.15	.07	Reel	X	3219-2906	4.14
3/8	9.5	.75	19.1	500	3.45	30.0	762	3.0	76	.24	.11	Reel	5,000 ft.	3219-2907	5.85
1/2	12.7	.84	21.3	315	1.72	25.0	635	5.0	127	.20	.09	Reel	X	3219-2908	5.79
1/2	12.7	.88	22.4	500	3.45	25.0	635	5.0	127	.23	.10	Reel	5,000 ft.	3219-2909	8.24
5/8	15.9	.94	23.9	315	1.72	20.0	508	6.0	152	.24	.11	Reel	X	3219-2910	6.59
5/8	15.9	1.00	25.4	500	3.45	20.0	508	6.0	152	.27	.12	Reel	5,000 ft.	3219-2911	9.81
3/4	19.1	1.09	27.7	315	1.72	20.0	508	6.0	152	.29	.13	Reel	X	3219-2912	8.10
3/4	19.1	1.19	30.2	500	3.45	20.0	508	6.0	152	.38	.17	Reel	5,000 ft.	3219-2913	10.91
1	25.4	1.38	35.1	315	1.72	10.0	254	8.0	203	.41	.19	Reel	X	3219-2914	9.89
1	25.4	1.50	38.1	500	3.45	20.0	508	8.0	203	.55	.25	Reel	5,000 ft.	3219-2915	13.29

NOTE: 500 PSI is cancelled and available until stock depleted.

**RECOMMENDED FOR:** Applications requiring a premium grade braided hose, with excellent flexibility and maximum resistance to air, water, petroleum oils, gasoline, kerosene and fuel oil (to 120°F) and lubricating oils (to 212°F). Excellent weather and ozone resistance.

**CAUTION:** Not recommended for constant contact with fuels. Not recommended for Bio-Diesel fuels.

**TEMPERATURE:** -40°F to +212°F (-40°C to +100°C) continuous service.

**CONSTRUCTION:**  
**Tube:** Type C (Nitrile). Black.  
**Reinforcement:** Braided, high tensile synthetic textile cord.  
**Cover:** Type C2 (Modified Nitrile). Red.  
**Design Factor:** 4:1

**COUPLINGS:** 19 (up through 1/2" only), 3 or 4, (up through 1/2" with 20 brass ferrules, up through 1" with bands), 1, 14, or 15 (all sizes), 72 Gates Power Crimp® or 75 Gates GLX®. Reference the Hose Coupling Section.

**PACKAGING:** 3/16" through 1/2": Packaged in 500' to 750' reels. Maximum 3 pieces. Minimum length 50'.  
 5/8" through 1": Packaged in 400' to 650' reels. Maximum 3 pieces. Minimum length 50'.

**BRANDING:** Continuous ink brand. Example: "GATES® 19B Plant Master® Multi-Purpose 3/8" (9.5mm) 250 PSI (1.72MPa) WP Made in U.S.A."

**SPECIAL ORDER REQUIREMENTS:** Special production runs require minimum order quantities of 5,000 feet.

**REMNANT LENGTHS:** None.

**STANDARDS:** Nonconductive at 1000 volts D.C. Electrical resistance is greater than one megohm per inch when subjected to 1000 volts D.C. Storage and use may adversely affect electrical properties.

**Tube:** ARPM (Class A) High oil resistance.  
**Cover:** ARPM (Class B) Medium oil resistance.





## Air and Multi-Purpose Hose

# 119B Plant Master®

(Specification 3219AB)

Nom. I.D.	⌀	Nom. O.D.	⌀	Max. W.P.	⊕	Suction	⊕	Min. Bend Radius	R <sub>2</sub>	Wt. Per Ft.	⚖	Standard Pack	Stock (X) or Minimum Order Qty.	Gates Item No.	List Price Per Ft.
(In.)	(mm)	(In.)	(mm)	(psi)	(MPa)	(In. Hg)	(mm Hg)	(In.)	(mm)	(Lbs.)	(Kg)				
1/4	6.4	.50	12.7	250	1.72	30.0	762	3.0	76	.09	.04	Reel	X	3219-2930	\$3.48
1/4	6.4	.62	15.8	500	3.45	30.0	762	3.0	76	.16	.07	Reel	5,000 ft.	3219-2931	4.46
5/16	7.9	.62	15.8	315	1.72	30.0	762	3.0	76	.13	.06	Reel	X	3219-2932	3.72
3/8	9.5	.69	17.5	315	1.72	30.0	762	3.0	76	.15	.07	Reel	X	3219-2933	3.90
3/8	9.5	.75	19.1	500	3.45	30.0	762	3.0	76	.21	.10	Reel	5,000 ft.	3219-2934	5.54
1/2	12.7	.84	21.3	315	1.72	25.0	635	5.0	127	.20	.09	Reel	X	3219-2935	5.43
1/2	12.7	.88	22.4	500	3.45	25.0	635	5.0	127	.26	.12	Reel	5,000 ft.	3219-2936	7.76
5/8	15.9	.94	23.9	315	1.72	20.0	508	6.0	152	.24	.11	Reel	5,000 ft.	3219-2937	6.27
3/4	19.1	1.09	27.7	315	1.72	20.0	508	6.0	152	.29	.13	Reel	X	3219-2938	7.76
3/4	19.1	1.19	30.2	500	3.45	20.0	508	6.0	152	.42	.19	Reel	5,000 ft.	3219-2939	10.31
1	25.4	1.38	35.1	315	1.72	10.0	254	8.0	203	.46	.21	Reel	X	3219-2940	9.33
1	25.4	1.50	38.1	500	3.45	20.0	508	8.0	203	.62	.28	Reel	5,000 ft.	3219-2941	12.56

**NOTE:** 500 PSI is cancelled and available until stock depleted.

**RECOMMENDED FOR:** Applications requiring a premium grade braided hose, with excellent flexibility and maximum resistance to air, water, petroleum oils, gasoline, kerosene and fuel oil (to 120°F) and lubricating oils (to 212°F). Excellent weather and ozone resistance.

**CAUTION:** Not recommended for constant contact with fuels. Not recommended for Bio-Diesel fuels.

**TEMPERATURE:** -40°F to +212°F (-40°C to +100°C) continuous service.

**CONSTRUCTION:**  
**Tube:** Type C (Nitrile). Black.  
**Reinforcement:** Braided, high tensile synthetic textile cord.  
**Cover:** Type A (Neoprene). Black.  
**Design Factor:** 4:1

**COUPLINGS:** 19 (up through 1/2" only), 3 or 4, (up through 1/2" with 20 brass ferrules, up through 1" with bands), 1, 14, or 15 (all sizes), 72 Gates Power Crimp® or 75 Gates GLX®. Reference the Hose Coupling Section.

**PACKAGING:** 1/4" through 1/2": Packaged in 500' to 750' reels. Maximum 3 pieces. Minimum length 50'.  
 5/8" through 1": Packaged in 400' to 650' reels. Maximum 3 pieces. Minimum length 50'.

**BRANDING:** Continuous ink brand. Example: "GATES® 119B Plant Master® Multi-Purpose 3/8" (9.5mm) 250 PSI (1.72MPa) WP Made In U.S.A."

**SPECIAL ORDER REQUIREMENTS:** Special production runs require minimum order quantities of 5,000 feet.

**REMNANT LENGTHS:** None.

**STANDARDS:** Nonconductive at 1000 volts D.C. Electrical resistance is greater than one megohm per inch when subjected to 1000 volts D.C. Storage and use may adversely affect electrical properties.

**Tube:** ARPM (Class A) High oil resistance.  
**Cover:** ARPM (Class B) Medium oil resistance.

ACID-CHEMICAL

AIR AND MULTI-PURPOSE

FOOD AND BEVERAGE

MARINE

MATERIAL HANDLING

MINING

OILFIELD

PETROLEUM TRANSFER

PRESSURE WASHER

STEAM

WATER

CLAMPS

COUPLINGS AND FERRULES

HOSE FINDER

CHEMICAL RESISTANCE TABLE







Air and Multi-Purpose Hose

Terminator®  
(Specification 3202T, 3202TW)

ACID-CHEMICAL
AIR AND MULTI-PURPOSE
FOOD AND BEVERAGE
MARINE
MATERIAL HANDLING
MINING
OILFIELD
PETROLEUM TRANSFER
PRESSURE WASHER
STEAM
WATER
CLAMPS
COUPLINGS AND FERRULES
HOSE FINDER
CHEMICAL RESISTANCE TABLE

Standard Reel Packaging

Nom. I.D.	⊖	Nom. O.D.	⊖	Max. W.P.	⊖	Suction	⊖	Min. Bend Radius	⊖	Wt. Per Ft.	⊖	Standard Pack	Stock (X) or Minimum Order Qty.	Gates Item No.	List Price Per Ft.
(In.)	(mm)	(In.)	(mm)	(psi)	(MPa)	(In. Hg)	(mm Hg)	(In.)	(mm)	(Lbs.)	(Kg)				
1/4	6.4	.57	14.5	501	3.45	30.0	762	3.0	76	.15	.07	Reel	X	3202-0001	\$3.59
3/8	9.5	.75	19.1	501	3.45	25.0	635	3.0	76	.19	.09	Reel	X	3202-0006	4.44
1/2	12.7	.89	22.6	501	3.45	25.0	635	5.0	127	.25	.11	Reel	X	3202-0011	6.23
3/4	19.1	1.22	31.0	501	3.45	15.0	381	6.0	152	.45	.20	Reel	X	3202-0016	8.34
1	25.4	1.51	38.4	501	3.45	10.0	254	8.0	203	.57	.26	Reel	X	3202-0021	12.39
1 1/4	31.8	1.78	45.2	501	3.45	10.0	254	10.0	254	.73	.33	Reel	X	3202-0027	17.13
1 1/2	38.1	2.09	53.1	501	3.45	10.0	254	12.0	305	.96	.44	100 ft.	X	3202-0029	23.94
2	50.8	2.64	67.1	501	3.45	10.0	254	14.0	356	1.35	.61	100 ft.	X	3202-0032	26.15
2	50.8	2.64	67.1	501	3.45	10.0	254	14.0	356	1.35	.61	200 ft.	X	3202-0033	26.15

Exact Length 500 Foot One Piece Reels

Nom. I.D.	⊖	Nom. O.D.	⊖	Max. W.P.	⊖	Suction	⊖	Min. Bend Radius	⊖	Wt. Per Ft.	⊖	Standard Pack	Stock (X) or Minimum Order Qty.	Gates Item No.	List Price Per Ft.
(In.)	(mm)	(In.)	(mm)	(psi)	(MPa)	(In. Hg)	(mm Hg)	(In.)	(mm)	(Lbs.)	(Kg)				
1/4	6.4	.57	14.5	501	3.45	30.0	762	3.0	76	.12	.05	Reel	500 ft.	3202-0301	\$3.95
3/8	9.5	.75	19.1	501	3.45	25.0	635	3.0	76	.19	.09	Reel	500 ft.	3202-0306	4.88
1/2	12.7	.89	22.6	501	3.45	25.0	635	5.0	127	.25	.11	Reel	500 ft.	3202-0311	6.85
3/4	19.1	1.22	31.0	501	3.45	15.0	381	6.0	152	.42	.19	Reel	500 ft.	3202-0316	9.17

**RECOMMENDED FOR:** Applications requiring a premium-quality, multi-purpose hose with superior abrasion resistance for air, oil and some chemical applications. Excellent durability for extra long life in these applications: mining, air drill, construction, poultry plants and other severe service. Good weather and ozone resistance.

**CAUTION:** Due to Terminator's 501 PSI working pressure, care should be taken to properly select couplings to match. Hose assembly working pressure is the working pressure of the lowest rated component.

**TEMPERATURE:** -40°F to +212°F (-40°C to +100°C) continuous service.

**CONSTRUCTION:**  
**Tube:** Type C (Nitrile). Black.  
**Reinforcement:** Synthetic, high tensile textile cord.  
**Cover:** Type C4 (Carboxylated Nitrile). Yellow.  
**Design Factor:** 4:1

**COUPLINGS:** 19 (up through 1/2" only), 1, 3 or 4, (up through 1/2" with 20 brass ferrules, up through 1" with bands), 15, 71, 72 Gates Power Crimp®, 73 (up to 250 psi), 74 Gates Mega Crimp®, 75 Gates GLX® or 80 Gates GSP (1 1/2" or 2" only). Reference the Hose Coupling Section.

**PACKAGING:** Exact length reels: 500' in one continuous length.  
 Minimum of 90% of hose reels will be 1-piece lengths.  
 1/4" through 3/4": Packaged in 500' to 700' reels. Maximum 2 pieces in 50' increments.  
 1" and 1 1/4": Packaged in 300' to 400' reels. Maximum 3 pieces. Minimum length 50'.  
 1 1/2" and 2": Packaged 100' coiled and wrapped in polyethylene.

**BRANDING:** Continuous ink brand. Example: "GATES® TERMINATOR® 501 PSI (3.45MPa) WP 3/4" (19.1mm) FLAME RESISTANT MSHA 2G-IC-11C MADE IN USA"

**SPECIAL ORDER REQUIREMENTS:** Special production runs require minimum order quantities of 25,000 feet for sizes through 3/4", 5,000 feet for 1" and 1 1/4", 400 feet for 1 1/2" and larger.  
 Specific cut lengths available through the Cut Length Program. Contact Customer Service for details.

**REMNANT LENGTHS:** None.

**STANDARDS:** Meets MSHA 30 CFR 18.65. Flame resistant. All sizes except 1 1/2" and 2" are nonconductive at 1000 volts D.C. Electrical resistance is greater than one megohm per inch when subjected to 1000 volts D.C. Storage and use may adversely affect electrical properties.

**Tube:** ARPM (Class A) High oil resistance.  
**Cover:** ARPM (Class A) High oil resistance.





## Air and Multi-Purpose Hose

# LOL (Lock-On Hose)

(Specification 3284D, E, G, H, R, Y)

Color	Nom. I.D. (In.)	(mm)	Nom. O.D. (In.)	(mm)	Max. W.P. (psi)	(MPa)	Suction (In. Hg)	(mm Hg)	Min. Bend Radius (In.)	(mm)	Wt. Per Ft. (Lbs.)	(Kg)	Standard Pack	Stock (X) or Minimum Order Qty.	Gates Item No.	List Price Per Ft.
Black	1/4	6.4	.47	11.9	300	2.07	27.9	711	3.0	76	.09	.04	Reel	X	3201-1100	\$2.34
Black	3/8	9.5	.63	15.9	300	2.07	27.9	711	3.0	76	.11	.05	Reel	X	3201-1101	2.94
Black	1/2	12.7	.77	19.6	300	2.07	27.9	711	5.0	127	.15	.07	Reel	X	3201-1102	3.44
Black	5/8	15.9	.94	23.9	300	2.07	27.9	711	6.0	152	.20	.09	Reel	X	3201-1103	4.58
Black	3/4	19.1	1.06	26.9	300	2.07	15.0	381	7.0	178	.24	.11	Reel	X	3201-1104	5.72
Blue	1/4	6.4	.47	11.9	300	2.07	27.9	711	3.0	76	.09	.04	Reel	X	3201-1105	2.34
Blue	3/8	9.5	.63	15.9	300	2.07	27.9	711	3.0	76	.11	.05	Reel	X	3201-1106	2.94
Blue	1/2	12.7	.77	19.6	300	2.07	27.9	711	5.0	127	.15	.07	Reel	X	3201-1107	3.44
Blue	5/8	15.9	.94	23.9	300	2.07	27.9	711	6.0	152	.20	.09	Reel	X	3201-1108	4.58
Blue	3/4	19.1	1.06	26.9	300	2.07	15.0	381	7.0	178	.24	.11	Reel	X	3201-1109	5.72
Red	1/4	6.4	.47	11.9	300	2.07	27.9	711	3.0	76	.09	.04	Reel	X	3201-1110	2.34
Red	3/8	9.5	.63	15.9	300	2.07	27.9	711	3.0	76	.11	.05	Reel	X	3201-1111	2.94
Red	1/2	12.7	.77	19.6	300	2.07	27.9	711	5.0	127	.15	.07	Reel	X	3201-1112	3.44
Red	5/8	15.9	.94	23.9	300	2.07	27.9	711	6.0	152	.20	.09	Reel	X	3201-1113	4.58
Red	3/4	19.1	1.06	26.9	300	2.07	15.0	381	7.0	178	.24	.11	Reel	X	3201-1114	5.72
Green	1/4	6.4	.47	11.9	300	2.07	27.9	711	3.0	76	.09	.04	Reel	X	3201-1120	2.34
Green	3/8	9.5	.63	15.9	300	2.07	27.9	711	3.0	76	.11	.05	Reel	X	3201-1121	2.94
Green	1/2	12.7	.77	19.6	300	2.07	27.9	711	5.0	127	.15	.07	Reel	X	3201-1122	3.44
Green	5/8	15.9	.94	23.9	300	2.07	27.9	711	6.0	152	.20	.09	Reel	X	3201-1123	4.58
Green	3/4	19.1	1.06	26.9	300	2.07	15.0	381	7.0	178	.24	.11	Reel	X	3201-1124	5.72
Gray	1/4	6.4	.47	11.9	300	2.07	27.9	711	3.0	76	.09	.04	Reel	X	3201-1125	2.34
Gray	3/8	9.5	.63	15.9	300	2.07	27.9	711	3.0	76	.11	.05	Reel	X	3201-1126	2.94
Gray	1/2	12.7	.77	19.6	300	2.07	27.9	711	5.0	127	.15	.07	Reel	X	3201-1127	3.44
Gray	5/8	15.9	.94	23.9	300	2.07	27.9	711	6.0	152	.20	.09	Reel	X	3201-1128	4.58
Gray	3/4	19.1	1.06	26.9	300	2.07	15.0	381	7.0	178	.24	.11	Reel	X	3201-1129	5.72
Yellow	1/4	6.4	.47	11.9	300	2.07	27.9	711	3.0	76	.09	.04	Reel	X	3201-1115	2.34
Yellow	3/8	9.5	.63	15.9	300	2.07	27.9	711	3.0	76	.11	.05	Reel	X	3201-1116	2.94
Yellow	1/2	12.7	.77	19.6	300	2.07	27.9	711	5.0	127	.15	.07	Reel	X	3201-1117	3.44
Yellow	5/8	15.9	.94	23.9	300	2.07	27.9	711	6.0	152	.20	.09	Reel	X	3201-1118	4.58
Yellow	3/4	19.1	1.06	26.9	300	2.07	15.0	381	7.0	178	.24	.11	Reel	X	3201-1119	5.72

- RECOMMENDED FOR:** Petroleum-base hydraulic oils, water, glycol antifreeze solutions, hot lubricating oils, and air.
- CAUTION:** Lock-On hose and couplings are not recommended for pressure surge applications or critical applications, such as permanent piping in residential or commercial buildings. Not recommended for gasoline or diesel fuels.
- TEMPERATURE:** -40°F to +212°F (-40°C to +100°C) normal service. For air: 160°F (+71°C) only. For water emulsion, see Gates Hydraulic Hose Catalog #35093.
- CONSTRUCTION:** **Tube:** Type C (Nitrile). Black.  
**Reinforcement:** Braided, high tensile synthetic textile cord.  
**Cover:** Type C2 (Modified Nitrile).  
**Design Factor:** 4:1
- COUPLINGS:** 75 Gates GLX®, Gates Hydraulic Lock-On Couplings. NOTE: Do not use clamps with Lock On fittings. (Reference Gates Hydraulic Hose Catalog #35093) or clamp over beaded nipple. Reference the Hose Coupling Section.
- PACKAGING:** 1/4" through 1/2": Packaged in 300' reels. Maximum of 3 pieces per reel. Minimum length 50'.  
 5/8": Packaged in 250' reels. Maximum of 3 pieces per reel. Minimum length 50'.  
 3/4": Packaged in 225' reels. Maximum of 3 pieces per reel. Minimum length 50'.
- BRANDING:** Continuous ink brand. Example: "GATES® LOL 12LOLA 3/4 INCH 300 PSI WP FLAME RESISTANT COVER MADE IN U.S.A."
- SPECIAL ORDER REQUIREMENTS:** Special production runs require minimum order quantities of 5,000 feet per size.
- REMNANT LENGTHS:** None.
- STANDARDS:** Black cover meets MSHA 30 CFR 18.65. Flame resistant.  
**Tube:** ARPM (Class A) High oil resistance.  
**Cover:** ARPM (Class B) Medium oil resistance. Flame resistant.

ACID-CHEMICAL

AIR AND MULTI-PURPOSE

FOOD AND BEVERAGE

MARINE

MATERIAL HANDLING

MINING

OILFIELD

PETROLEUM TRANSFER

PRESSURE WASHER

STEAM

WATER

CLAMPS

COUPLINGS AND FERRULES

HOSE FINDER

CHEMICAL RESISTANCE TABLE





Air and Multi-Purpose Hose

Python® Plus  
(Lock-On Hose)

(Specification 3222B, G, R, Y, BK, GY)

ACID-CHEMICAL
AIR AND MULTI-PURPOSE
FOOD AND BEVERAGE
MARINE
MATERIAL HANDLING
MINING
OILFIELD
PETROLEUM TRANSFER
PRESSURE WASHER
STEAM
WATER
CLAMPS
COUPLINGS AND FERRULES
HOSE FINDER
CHEMICAL RESISTANCE TABLE

Color	Nom. I.D.	Ø	Nom. O.D.	Ø	Max. W.P.	Ⓜ	Suction	○	Min. Bend Radius	Ⓜ	Wt. Per Ft.	Ⓜ	Standard Pack	Stock (X) or Minimum Order Qty.	Gates Item No.	List Price Per Ft.
	(in.)	(mm)	(in.)	(mm)	(psi)	(MPa)	(in. Hg)	(mm Hg)	(in.)	(mm)	(Lbs.)	(Kg)				
Black	1/4	6.4	.54	13.7	300	2.07	30.0	762	3.0	76	.11	.05	Reel	X	3222-0183	\$2.22
Black	3/8	9.5	.68	17.3	300	2.07	30.0	762	3.0	76	.15	.07	Reel	X	3222-0184	2.81
Black	1/2	12.7	.81	20.6	300	2.07	30.0	762	5.0	127	.18	.08	Reel	X	3222-0185	3.27
Blue	1/4	6.4	.54	13.7	300	2.07	30.0	762	3.0	76	.11	.05	Reel	X	3222-0143	2.22
Blue	3/8	9.5	.68	17.3	300	2.07	30.0	762	3.0	76	.15	.07	Reel	X	3222-0144	2.81
Blue	1/2	12.7	.81	20.6	300	2.07	30.0	762	5.0	127	.18	.08	Reel	X	3222-0145	3.27
Red	1/4	6.4	.54	13.7	300	2.07	30.0	762	3.0	76	.11	.05	Reel	25,000 ft.	3222-0333	2.22
Red	3/8	9.5	.68	17.3	300	2.07	30.0	762	3.0	76	.15	.07	Reel	X	3222-0334	2.81
Red	1/2	12.7	.81	20.6	300	2.07	30.0	762	5.0	127	.18	.08	Reel	X	3222-0335	3.27
Green	1/4	6.4	.54	13.7	300	2.07	30.0	762	3.0	76	.11	.05	Reel	25,000 ft.	3222-0233	2.22
Green	3/8	9.5	.68	17.3	300	2.07	30.0	762	3.0	76	.15	.07	Reel	X	3222-0234	2.81
Green	1/2	12.7	.81	20.6	300	2.07	30.0	762	5.0	127	.18	.08	Reel	X	3222-0235	3.27
Gray	1/4	6.4	.54	13.7	300	2.07	30.0	762	3.0	76	.11	.05	Reel	X	3222-0283	2.22
Gray	3/8	9.5	.68	17.3	300	2.07	30.0	762	3.0	76	.15	.07	Reel	X	3222-0284	2.81
Gray	1/2	12.7	.81	20.6	300	2.07	30.0	762	5.0	127	.18	.08	Reel	X	3222-0285	3.27
Yellow	1/4	6.4	.54	13.7	300	2.07	30.0	762	3.0	76	.11	.05	Reel	25,000 ft.	3222-0083	2.22
Yellow	3/8	9.5	.68	17.3	300	2.07	30.0	762	3.0	76	.15	.07	Reel	X	3222-0084	2.81
Yellow	1/2	12.7	.81	20.6	300	2.07	30.0	762	5.0	127	.18	.08	Reel	X	3222-0085	3.27

**RECOMMENDED FOR:** Air, water, oils, antifreeze solutions and applications where Lock-On fittings are used.

**CAUTION:** Lock-On hose is not recommended for applications where vibrations or pressure surges exist. Do not use oil for Lock-On fitting insertion purposes. Not recommended for gasoline or diesel fuels.

**TEMPERATURE:** -20°F to +212°F (-29°C to +100°C) normal service. For air: 160°F (+71°C) only. For water emulsion, see Gates Hydraulic Hose Catalog #35093.

**CONSTRUCTION:** **Tube:** Type C (Nitrile). Black.  
**Reinforcement:** Aramid tensile cord.  
**Cover:** Type A (Neoprene). Black.  
 Type C2 (Modified Nitrile). Blue, Red, Yellow, Green or Gray.  
**Design Factor:** 4:1

**COUPLINGS:** 75 Gates GLX®, Gates Hydraulic Lock-On Couplings. NOTE: Do not use clamps with Lock On fittings. (Reference Gates Hydraulic Hose Catalog #35093) or clamp over beaded nipple. Reference the Hose Coupling Section.

**PACKAGING:** Minimum of 90% of hose reels will be 1-piece lengths.  
 1/4" through 1/2": Packaged in 500' to 700' reels. Maximum of 2 pieces per reel. All lengths in 50' increments.

**BRANDING:** Continuous ink brand. Example: "GATES® PYTHON® PLUS LOCK-ON 1/2 INCH (12.7mm) 300 PSI (2.07MPa) WP NONCONDUCTIVE MADE IN USA"

**SPECIAL ORDER REQUIREMENTS:** Special production runs require minimum order quantities of 25,000 feet per size.

**REMNANT LENGTHS:** None.

**STANDARDS:** Nonconductive at 1000 volts D.C. Electrical resistance is greater than one megohm per inch when subjected to 1000 volts D.C. Storage and use may adversely affect electrical properties.  
**Tube:** ARPM (Class A) High oil resistance.  
**Cover:** ARPM (Class B) Medium oil resistance.





## Air and Multi-Purpose Hose

## Premo Flex®

(Specification 3205R)

### Standard Reel Packaging

Nom. I.D.	⊖	Nom. O.D.	⊖	Max. W.P.	⊖	Suction	⊖	Min. Bend Radius	⊖	Wt. Per Ft.	⊖	Standard Pack	Stock (X) or Minimum Order Qty.	Gates Item No.	List Price Per Ft.
(In.)	(mm)	(In.)	(mm)	(psi)	(MPa)	(In. Hg)	(mm Hg)	(In.)	(mm)	(Lbs.)	(Kg)				
3/16	4.8	.45	11.2	250	1.72	30.0	762	2.0	51	.07	.03	Reel	25,000 ft.	3205-0010	\$1.91
1/4	6.4	.50	12.7	250	1.72	30.0	762	2.0	51	.09	.04	Reel	X	3205-0015	2.16
1/4	6.4	.57	14.5	315	2.17	30.0	762	2.0	51	.12	.05	Reel	X	3205-0016	3.06
5/16	7.9	.56	14.2	250	1.72	30.0	762	2.0	51	.11	.05	Reel	25,000 ft.	3205-0020	2.33
5/16	7.9	.67	17.0	315	2.17	30.0	762	2.0	51	.16	.07	Reel	25,000 ft.	3205-0021	3.68
3/8	9.5	.66	16.8	250	1.72	30.0	762	3.0	76	.17	.08	Reel	X	3205-0025	2.91
3/8	9.5	.73	18.5	315	2.17	30.0	762	3.0	76	.18	.08	Reel	X	3205-0026	4.10
1/2	12.7	.85	21.6	250	1.72	25.0	635	4.0	102	.22	.10	Reel	X	3205-0030	3.89
1/2	12.7	.88	22.4	315	2.17	25.0	635	4.0	102	.28	.13	Reel	X	3205-0031	5.36
5/8	15.9	.98	24.9	250	1.72	20.0	508	5.0	127	.27	.12	Reel	25,000 ft.	3205-0035	5.21
5/8	15.9	.98	24.9	315	2.17	20.0	508	5.0	127	.26	.12	Reel	X	3205-0036	6.26
3/4	19.1	1.15	29.2	250	1.72	20.0	508	5.0	127	.36	.16	Reel	X	3205-0040	6.39
3/4	19.1	1.19	30.2	315	2.17	20.0	508	5.0	127	.40	.18	Reel	X	3205-0041	7.71
3/4	19.1	1.15	29.2	250	1.72	20.0	508	5.0	127	.36	.16	Reel	50 ft.	3205-5040	6.39
1	25.4	1.47	37.3	250	1.72	10.0	254	8.0	203	.54	.25	Reel	X	3205-0046	8.48
1 1/4	31.8	1.75	44.5	250	1.72	10.0	254	10.0	254	.67	.30	Reel	X	3205-0049	13.68
1 1/2	38.1	2.00	50.8	250	1.72	10.0	254	12.0	305	.85	.39	Reel	X	3205-0055	16.40

### Exact Length 500 Foot One Piece Reels

Nom. I.D.	⊖	Nom. O.D.	⊖	Max. W.P.	⊖	Suction	⊖	Min. Bend Radius	⊖	Wt. Per Ft.	⊖	Standard Pack	Stock (X) or Minimum Order Qty.	Gates Item No.	List Price Per Ft.
(In.)	(mm)	(In.)	(mm)	(psi)	(MPa)	(In. Hg)	(mm Hg)	(In.)	(mm)	(Lbs.)	(Kg)				
1/4	6.4	.50	12.7	250	1.72	30.0	762	2.0	51	.09	.04	Reel	X	3205-0215	\$2.38
1/4	6.4	.57	14.5	315	2.17	30.0	762	2.0	51	.12	.05	Reel	X	3205-0216	3.37
3/8	9.5	.66	16.8	250	1.72	30.0	762	3.0	76	.14	.06	Reel	X	3205-0225	3.20
3/8	9.5	.73	18.5	215	2.17	30.0	762	3.0	76	.18	.08	Reel	X	3205-0226	4.51
1/2	12.7	.85	21.6	250	1.72	25.0	635	4.0	102	.22	.10	Reel	X	3205-0230	4.28
1/2	12.7	.88	22.4	315	2.17	25.0	635	4.0	102	.24	.11	Reel	X	3205-0231	5.90
5/8	15.9	.98	24.9	250	1.72	20.0	508	5.0	127	.27	.12	Reel	X	3205-0235	5.73
5/8	15.9	.98	24.9	215	2.17	20.0	508	5.0	127	.27	.12	Reel	X	3205-0236	6.89
3/4	19.1	1.15	29.2	250	1.72	20.0	508	5.0	127	.36	.16	Reel	X	3205-0240	7.03
3/4	19.1	1.19	30.2	315	2.17	20.0	508	5.0	127	.40	.18	Reel	X	3205-0241	8.48

**RECOMMENDED FOR:** Applications requiring a premium grade spiral hose with excellent flexibility and maximum resistance to air, water, petroleum oils and lubricating oils, (to 212°F). Recommended for gasoline, kerosene and fuel oil transfer only (to 120°F). Excellent weather and ozone resistance. Approved for breathing applications such as supplied air respirators.

**TEMPERATURE:** -40°F to +212°F (-40°C to +100°C) continuous service.

**CONSTRUCTION:** **Tube:** Type C (Nitrile). Black.

**Reinforcement:** Synthetic, high tensile textile cord.

**Cover:** Type C2 (Modified Nitrile). Red.

**Design Factor:** 4:1

**COUPLINGS:** 19 (up through 1/2" only), 3 or 4, (up through 1/2" with 20 ferrules, up through 1" with bands), 1, 8, 14, 15, 72 Gates Power Crimp®, 75 Gates GLX® or 82 Gates SS (1/4", 3/8", 1/2", 3/4" or 1" only). Reference the Hose Coupling Section.

**PACKAGING:** Exact length reels: 500' in one continuous length.  
Minimum of 90% of standard packaged hose reels will be 1-piece lengths.  
3/16" through 3/4": Packaged in 500' to 700' reels. Maximum 2 pieces in 50' increments.  
3/4" x 50': Packaged 200' per carton, each length coiled and tied.  
1": Packaged in 300' to 400' reels. Maximum 2 pieces in 50' increments.  
1 1/4": Packaged in 250' to 350' reels. Maximum 3 pieces in 25' increments. Minimum length 50'.  
1 1/2": Packaged in 200' to 300' reels. Maximum 3 pieces in 25' increments. Minimum length 50'.

**BRANDING:** Continuous ink brand. Example: "GATES® PREMO FLEX® MULTI-PURPOSE 3/8 INCH (9.5mm) 250 PSI (1.72MPa) WP NONCONDUCTIVE @1000V DC (>1 MEGOHM/IN.) MADE IN USA"

**SPECIAL ORDER REQUIREMENTS:** Special production runs require minimum order quantities of 25,000 feet per size.

**REMNANT LENGTHS:** None.

**STANDARDS:** Nonconductive at 1000 volts D.C. Electrical resistance is greater than one megohm per inch when subjected to 1000 volts D.C. Storage and use may adversely affect electrical properties.

**Tube:** ARPM (Class A) High oil resistance.

**Cover:** ARPM (Class B) Medium oil resistance.

ACID-CHEMICAL

AIR AND MULTI-PURPOSE

FOOD AND BEVERAGE

MARINE

MATERIAL HANDLING

MINING

OILFIELD

PETROLEUM TRANSFER

PRESSURE WASHER

STEAM

WATER

CLAMPS

COUPLINGS AND FERRULES

HOSE FINDER

CHEMICAL RESISTANCE TABLE



Powering Progress.

gates.com/industrialhose



Air and Multi-Purpose Hose

Premo Flex® AR

(Specification 3205AR)

ACID-CHEMICAL
AIR AND MULTI-PURPOSE
FOOD AND BEVERAGE
MARINE
MATERIAL HANDLING
MINING
OILFIELD
PETROLEUM TRANSFER
PRESSURE WASHER
STEAM
WATER
CLAMPS
COUPLINGS AND FERRULES
HOSE FINDER
CHEMICAL RESISTANCE TABLE

Standard Reel Packaging

Nom. I.D.	⊖	Nom. O.D.	⊖	Max. W.P.	⊖	Suction	⊖	Min. Bend Radius	⊖	Wt. Per Ft.	⊖	Standard Pack	Stock (X) or Minimum Order Qty.	Gates Item No.	List Price Per Ft.
(In.)	(mm)	(In.)	(mm)	(psi)	(MPa)	(In. Hg)	(mm Hg)	(In.)	(mm)	(Lbs.)	(Kg)				
1/4	6.4	.53	13.5	300	2.07	30.0	762	2.0	51	.10	.05	Reel	X	3205-0401	\$3.37
3/8	9.5	.70	17.8	300	2.07	30.0	762	3.0	76	.16	.07	Reel	X	3205-0402	4.51
1/2	12.7	.84	21.3	300	2.07	25.0	635	4.0	102	.22	.10	Reel	X	3205-0403	5.90
3/4	19.1	1.19	30.2	300	2.07	20.0	508	5.0	127	.40	.18	Reel	X	3205-0404	8.48
1	25.4	1.50	38.1	300	2.07	10.0	254	8.0	203	.59	.27	Reel	X	3205-0405	9.75

Exact Length 500 Foot One Piece Reels

Nom. I.D.	⊖	Nom. O.D.	⊖	Max. W.P.	⊖	Suction	⊖	Min. Bend Radius	⊖	Wt. Per Ft.	⊖	Standard Pack	Stock (X) or Minimum Order Qty.	Gates Item No.	List Price Per Ft.
(In.)	(mm)	(In.)	(mm)	(psi)	(MPa)	(In. Hg)	(mm Hg)	(In.)	(mm)	(Lbs.)	(Kg)				
1/4	6.4	.53	13.5	300	2.07	30.0	762	2.0	51	.10	.05	500	X	3205-0406	\$3.70
3/8	9.5	.70	17.8	300	2.07	30.0	762	3.0	76	.16	.07	500	X	3205-0407	4.96
1/2	12.7	.84	21.3	300	2.07	25.0	635	4.0	102	.22	.10	500	X	3205-0408	6.49
3/4	19.1	1.19	30.2	300	2.07	20.0	508	5.0	127	.40	.18	500	X	3205-0409	9.33

**RECOMMENDED FOR:** Applications requiring a premium grade spiral hose with superior abrasion resistance, excellent flexibility and maximum resistance to air, water, petroleum oils and lubricating oils (to 212°F). Recommended for gasoline, kerosene, and fuel oil transfer only to 120°F. Good weather and ozone resistance.

**TEMPERATURE:** -40°F to +212°F (-40°C to +100°C) continuous service.

**CONSTRUCTION:** **Tube:** Type C (Nitrile). Black.  
**Reinforcement:** Synthetic, high tensile textile cord.  
**Cover:** Type C4 (Carboxylated Nitrile). Red.  
**Design Factor:** 4:1

**COUPLINGS:** 19 (up through 1/2" only), 1, 3 or 4, (up through 1/2" with 20 ferrules, up through 1" with bands), 8, 14, 15, 74 Gates Mega Crimp®, 75 Gates GLX® or 82 Gates SS. Reference the Hose Coupling Section.

**PACKAGING:** Exact length reels: 500' in one continuous length.  
 Minimum of 90% of hose reels will be 1-piece lengths.  
 1/4" through 3/4": Packaged in 500' to 700' reels. Maximum 2 pieces in 50' increments.  
 1": Packaged in 300' to 400' reels. Maximum 2 pieces in 50' increments.

**BRANDING:** Continuous ink brand. Example: "GATES® PREMO FLEX® AR MULTI-PURPOSE 3/8 INCH (9.5mm) 300 PSI (2.1MPa) WP Made In U.S.A."

**SPECIAL ORDER REQUIREMENTS:** Special production runs require minimum order quantities of 25,000 feet.

**REMNANT LENGTHS:** None.

**STANDARDS:** **Tube:** ARPM (Class A) High oil resistance.  
**Cover:** ARPM (Class A) High oil resistance.







## Air and Multi-Purpose Hose

# 6B Dura Master®

(Specification 3206)

Nom. I.D.	⊘	Nom. O.D.	⊘	Max. W.P.	⊕	Suction	⊘	Min. Bend Radius	R <sub>2</sub>	Wt. Per Ft.	⚖	Standard Pack	Stock (X) or Minimum Order Qty.	Gates Item No.	List Price Per Ft.
(In.)	(mm)	(In.)	(mm)	(psi)	(MPa)	(In. Hg)	(mm Hg)	(In.)	(mm)	(Lbs.)	(Kg)				
1/4	6.4	.50	12.7	250	1.72	30.0	762	3.0	76	.11	.05	Reel	X	3206-0202	\$2.82
1/4	6.4	.62	15.8	315	2.17	30.0	762	3.0	76	.15	.07	Reel	5,000 ft.	3206-0265	3.20
5/16	7.9	.62	15.8	250	1.72	30.0	762	3.0	76	.14	.06	Reel	X	3206-0204	3.20
3/8	9.5	.69	17.5	250	1.72	30.0	762	3.0	76	.16	.07	Reel	X	3206-0270	3.68
3/8	9.5	.75	19.1	315	2.17	30.0	762	3.0	76	.20	.09	Reel	5,000 ft.	3206-0280	4.10
1/2	12.7	.84	21.3	250	1.72	25.0	635	5.0	127	.21	.10	Reel	X	3206-0208	4.73
1/2	12.7	.88	22.4	315	2.17	25.0	635	5.0	127	.25	.11	Reel	5,000 ft.	3206-0244	5.25
3/4	19.1	1.09	27.7	250	1.72	20.0	508	6.0	152	.29	.13	Reel	X	3206-0212	6.95
3/4	19.1	1.19	30.2	315	2.17	20.0	508	6.0	152	.40	.18	Reel	5,000 ft.	3206-0245	7.50
1	25.4	1.38	35.1	250	1.72	10.0	254	8.0	203	.42	.19	Reel	X	3206-0213	7.85
1	25.4	1.50	38.1	315	2.17	20.0	508	8.0	203	.59	.27	Reel	5,000 ft.	3206-0246	11.67
2	50.8	2.56	65.0	200	1.38	4.0	100	16.5	419	1.32	.60	100 ft.	600 ft.	3206-3968	20.67

NOTE: 6B hose is cancelled and available only until stock depleted.

- RECOMMENDED FOR:** Applications requiring a heavy duty braided hose with good resistance to air, water and heat. For SAE oils intermittent contact only.
- TEMPERATURE:** -22°F to +158°F (-30°C to +70°C) continuous service. For 2" size only.  
-40°F to +200°F (-40°C to +93°C) continuous service.
- CONSTRUCTION:** **Tube:** Type B1 (Specially compounded elastomer). Black.  
**Reinforcement:** Braided, high tensile synthetic textile cord.  
**Cover:** Type B2 (Specially compounded elastomer). Black with red molded stripe. For size 2" only.  
**Design Factor:** 4:1
- COUPLINGS:** 19 (up through 1/2" only), 1, 3 or 4, (up through 1/2" with 20 brass ferrules, up through 1" with bands), 72 Gates Power Crimp® or 75 Gates GLX®. Reusable couplings are not recommended. Reference the Hose Coupling Section.
- PACKAGING:** 1/4" through 1/2": Packaged in 500' to 750' reels. Maximum 3 pieces. Minimum length 50'.  
3/4" and 1": Packaged in 400' to 650' reels. Maximum 3 pieces. Minimum length 50'.  
2" x 100': Packaged 100' per carton, coiled and tied.
- BRANDING:** Continuous ink brand. Example: "GATES® 6B DURA MASTER® MULTI-PURPOSE 2 INCH (50.8mm) 200 PSI (1.38MPa) WP MADE IN INDIA" (2" size only)  
Continuous ink brand. Example: "GATES® 6B DURA MASTER® MULTI-PURPOSE 3/8 INCH (9.5mm) 250 PSI (1.72MPa) WP MADE IN U.S.A."
- SPECIAL ORDER REQUIREMENTS:** Special production runs require minimum order quantities of 5,000 feet for sizes through 1" and 600 feet for 2".
- REMNANT LENGTHS:** None.
- STANDARDS:** **Tube:** ARPM (Class B) Medium oil resistance.

ACID-CHEMICAL

AIR AND MULTI-PURPOSE

FOOD AND BEVERAGE

MARINE

MATERIAL HANDLING

MINING

OILFIELD

PETROLEUM TRANSFER

PRESSURE WASHER

STEAM

WATER

CLAMPS

COUPLINGS AND FERRULES

HOSE FINDER

CHEMICAL RESISTANCE TABLE





Air and Multi-Purpose Hose

Duro Flex®  
(Specification 3200R, 3200B)

ACID-CHEMICAL
AIR AND MULTI-PURPOSE
FOOD AND BEVERAGE
MARINE
MATERIAL HANDLING
MINING
OILFIELD
PETROLEUM TRANSFER
PRESSURE WASHER
STEAM
WATER
CLAMPS
COUPLINGS AND FERRULES
HOSE FINDER
CHEMICAL RESISTANCE TABLE

Standard Reel Packaging

Nom. I.D.	⊖	Nom. O.D.	⊕	Max. W.P.	⊕	Suction	⊖	Min. Bend Radius	⊕	Wt. Per Ft.	⊕	Standard Pack	Stock (X) or Minimum Order Qty.	Gates Item No.	List Price Per Ft.
(In.)	(mm)	(In.)	(mm)	(psi)	(MPa)	(In. Hg)	(mm Hg)	(In.)	(mm)	(Lbs.)	(Kg)				
1/4	6.4	.50	12.7	250	1.72	30.0	762	2.0	51	.10	.04	Reel	X	3200-0002	\$1.85
1/4	6.4	.57	14.5	300	2.07	30.0	762	2.0	51	.12	.05	Reel	X	3200-0003	2.00
3/8	9.5	.66	16.8	250	1.72	30.0	762	3.0	76	.14	.06	Reel	X	3200-0006	2.34
3/8	9.5	.73	18.5	300	2.07	30.0	762	3.0	76	.18	.08	Reel	X	3200-0007	2.60
1/2	12.7	.81	20.6	250	1.72	25.0	635	4.0	102	.19	.09	Reel	X	3200-0008	2.78
1/2	12.7	.84	21.3	300	2.07	25.0	635	4.0	102	.25	.11	Reel	X	3200-0009	3.53
5/8	15.9	.98	24.9	250	1.72	20.0	508	5.0	127	.27	.12	Reel	25,000 ft.	3200-0010	3.86
5/8	15.9	.98	24.9	300	2.07	20.0	508	5.0	127	.30	.14	Reel	X	3200-0011	4.52
3/4	19.1	1.15	29.2	250	1.72	20.0	508	5.0	127	.36	.16	Reel	X	3200-0012	3.99
3/4	19.1	1.15	29.2	300	2.07	20.0	508	5.0	127	.36	.16	Reel	X	3200-0013	4.83
1	25.4	1.47	37.3	250	1.72	10.0	254	8.0	203	.54	.25	Reel	25,000 ft.	3200-0014	5.87
1 1/4	31.8	1.73	43.9	250	1.72	10.0	254	10.0	254	.67	.30	Reel	X	3200-0015	11.58
1 1/2	38.1	1.98	50.3	250	1.72	10.0	254	12.0	305	.79	.36	Reel	X	3200-0016	12.08
2	50.8	2.56	65.0	200	1.38	4.0	100	16.5	419	.99	.45	Carton	X	3200-1279	20.67

Exact Length 500 Foot One Piece Reels

Nom. I.D.	⊖	Nom. O.D.	⊕	Max. W.P.	⊕	Suction	⊖	Min. Bend Radius	⊕	Wt. Per Ft.	⊕	Standard Pack	Stock (X) or Minimum Order Qty.	Gates Item No.	List Price Per Ft.
(In.)	(mm)	(In.)	(mm)	(psi)	(MPa)	(In. Hg)	(mm Hg)	(In.)	(mm)	(Lbs.)	(Kg)				
1/4	6.4	.50	12.7	250	1.72	30.0	762	2.0	51	.09	.04	Reel	500 ft.	3200-0202	\$2.04
3/8	9.5	.66	16.8	250	1.72	30.0	762	3.0	76	.14	.06	Reel	500 ft.	3200-0206	2.57
3/8	9.5	.73	18.5	300	2.07	30.0	762	3.0	76	.18	.08	Reel	500 ft.	3200-0207	2.86
1/2	12.7	.81	20.6	250	1.72	25.0	635	4.0	102	.19	.09	Reel	500 ft.	3200-0208	3.06
1/2	12.7	.84	21.3	315	2.07	25.0	635	4.0	102	.25	.11	Reel	500 ft.	3200-0209	3.88
5/8	15.9	.98	24.9	250	1.72	20.0	508	5.0	127	.27	.12	Reel	500 ft.	3200-0210	4.25
3/4	19.1	1.15	29.2	250	1.72	20.0	508	5.0	127	.36	.16	Reel	500 ft.	3200-0212	4.39
3/4	19.1	1.15	29.2	250	1.72	20.0	508	5.0	127	.36	.16	Reel	500 ft.	3200-0213	5.31

**RECOMMENDED FOR:** Applications requiring maximum flexibility and good resistance to air, water and heat. For SAE oils intermittent contact only.

**TEMPERATURE:** -40°F to +200°F (-40°C to +93°C) continuous service.

**CONSTRUCTION:** **Tube:** Type B1 (Specially compounded elastomer). Black.  
**Reinforcement:** Synthetic, high tensile textile cord.  
**Cover:** Type P (EPDM). Red. All sizes through 1/2" have perforated cover. (Black, cover available on special order).  
**Design Factor:** 3:1

**COUPLINGS:** 19 (up through 1/2" only), 1, 3 or 4, (up through 1/2" with 20 brass ferrules, up through 1" with bands), 72 Gates Power Crimp®, 75 Gates GLX® or 82 Gates SS (1/4", 3/8", 1/2", 3/4" or 1" only). Reference the Hose Coupling Section.

**PACKAGING:** Exact length reels: 500' in one continuous length.  
 Minimum of 90% of hose reels will be 1-piece lengths.  
 1/4" through 3/4": Packaged in 500' to 700' reels. Maximum 2 pieces in 50' increments.  
 3/4" x 50': Packaged 200' per carton, each length coiled and tied.  
 1": Packaged in 300' to 400' reels. Maximum 2 pieces in 50' increments.  
 1 1/4": Packaged in 300' reels. Maximum 2 pieces in 50' increments.  
 1 1/2": Packaged in 250' reels. Maximum 2 pieces in 50' increments.

**BRANDING:** Continuous ink brand. Example: "GATES® DURO FLEX® MULTI-PURPOSE 3/8 INCH (9.5mm) 250 PSI (1.72MPa) WP MADE IN USA"

**SPECIAL ORDER REQUIREMENTS:** Special production runs require minimum order quantities of 25,000 feet. Black cover is made to order. Special production run requirements apply. Price is 5% less than red cover.

**REMNANT LENGTHS:** None.

**STANDARDS:** **Tube:** ARPM (Class B) Medium oil resistance.





## Air and Multi-Purpose Hose

# Adapta Flex™ Red

(Specification 3204E, 3204S)

### Standard Reel Packaging

Nom. I.D.	Ø	Nom. O.D.	Ø	Max. W.P.	⚙️	Suction	Ø	Min. Bend Radius	⚙️	Wt. Per Ft.	⚖️	Standard Pack	Stock (X) or Minimum Order Qty.	Gates Item No.	List Price Per Ft.
(In.)	(mm)	(In.)	(mm)	(psi)	(MPa)	(In. Hg)	(mm Hg)	(In.)	(mm)	(Lbs.)	(Kg)				
1/4	6.4	.50	12.7	200	1.38	30.0	762	3.0	76	.09	.04	Reel	X	3204-1301	\$1.10
1/4	6.4	.50	12.7	250	1.72	30.0	762	3.0	76	.08	.04	Reel	X	3204-1304	1.46
1/4	6.4	.53	13.5	300	2.07	30.0	762	3.0	76	.10	.05	Reel	X	3204-1307	1.53
1/4	6.4	.62	15.8	250	1.72	30.0	762	3.0	76	.08	.04	Reel	25,000 ft.	3204-1386	2.27
5/16	7.9	.53	13.5	200	1.38	30.0	762	3.0	76	.09	.04	Reel	X	3204-1316	1.41
3/8	9.5	.66	16.8	200	1.38	30.0	762	3.0	76	.14	.06	Reel	X	3204-1319	1.52
3/8	9.5	.66	16.8	250	1.72	30.0	762	3.0	76	.14	.06	Reel	X	3204-1322	1.80
3/8	9.5	.67	17.0	300	2.07	30.0	762	3.0	76	.15	.07	Reel	X	3204-1325	1.88
1/2	12.7	.81	20.6	200	1.38	25.0	635	5.0	127	.20	.09	Reel	X	3204-1328	1.80
1/2	12.7	.81	20.6	250	1.72	25.0	635	5.0	127	.19	.09	Reel	X	3204-1331	2.16
1/2	12.7	.83	21.1	300	2.07	25.0	635	5.0	127	.20	.09	Reel	X	3204-1334	2.27
5/8	15.9	.97	24.6	200	1.38	20.0	508	6.0	152	.26	.12	Reel	X	3204-1337	2.31
5/8	15.9	.97	24.6	250	1.72	20.0	508	6.0	152	.26	.12	Reel	X	3204-1340	2.55
5/8	15.9	.97	24.6	250	1.72	20.0	508	6.0	152	.26	.12	50 ft.	25,000 ft.	3204-5415	2.55
3/4	19.1	1.11	28.2	200	1.38	15.0	381	6.0	152	.31	.14	Reel	X	3204-1346	2.69
3/4	19.1	1.11	28.2	250	1.72	20.0	508	6.0	152	.35	.16	Reel	X	3204-1349	3.06
3/4	19.1	1.15	29.2	300	2.07	15.0	381	6.0	152	.35	.16	Reel	X	3204-1355	3.23
3/4	19.1	1.15	29.2	250	1.72	20.0	508	6.0	152	.35	.16	50 ft.	200 ft. (X)	3204-5420	3.06
3/4	19.1	1.15	29.2	300	2.07	15.0	381	6.0	152	.35	.16	Reel	X	3204-5675	3.23
1	25.4	1.39	35.3	150	1.03	10.0	254	8.0	203	.48	.22	Reel	X	3204-1358	4.58
1	25.4	1.39	35.3	200	1.38	10.0	254	8.0	203	.48	.22	Reel	X	3204-1361	4.73
1	25.4	1.47	37.3	300	2.07	10.0	254	8.0	203	.54	.25	Reel	X	3204-1364	5.46

NOTE: For 1 1/4" and 1 1/2" I.D. see Duro Flex®.

### Adapta Flex™ Assemblies

Nom. I.D.	Ø	Nom. O.D.	Ø	Max. W.P.	⚙️	Suction	Ø	Min. Bend Radius	⚙️	Wt. Per Ea.	⚖️	Standard Pack	Stock (X) or Minimum Order Qty.	Gates Item No.	List Price Per Ea.
(In.)	(mm)	(In.)	(mm)	(psi)	(MPa)	(In. Hg)	(mm Hg)	(In.)	(mm)	(Lbs.)	(Kg)				
3/8	9.5	.66	16.8	250	1.72	30.0	762	3.0	76	7.72	3.51	50 ft.	8 ea. (X)	3204-1720	\$113.39
3/8	9.5	.66	16.8	250	1.72	30.0	762	3.0	76	6.53	2.97	50 ft.-BP**	54 ea. (X)	3204-1900	102.05

NOTE: \*\*BP - Bulk Pack, 54 assemblies per pallet carton.

**RECOMMENDED FOR:** Air and water applications requiring maximum flexibility in any industry, including mining, construction, agriculture, vehicle repair and in-plant operations. Outstanding resistance to heat and ozone. Suitable for light agricultural spraying, such as dilute solutions of herbicides.

**TEMPERATURE:** -40°F to +200°F (-40°C to +93°C) continuous service.

**CONSTRUCTION:** **Tube:** Type P (EPDM). Black.  
**Reinforcement:** Synthetic, high tensile textile cord.  
**Cover:** Type P (EPDM). Red. All sizes through 1/2" are perforated.  
**Design Factor:** 3:1

**COUPLINGS:** 19 (up through 1/2" only), 1, 3 or 4, (up through 1/2" with 20 brass ferrules, up through 1" with bands), 72 Gates Power Crimp® or 75 Gates GLX®. Reference the Hose Coupling Section.

**PACKAGING:** Exact length reels: 500' in one continuous length.  
 Minimum of 90% of hose reels will be 1-piece lengths.  
 1/4" through 3/4": Packaged in 500' to 700' reels. Maximum 2 pieces in 50' increments.  
 3/8" x 50' coupled assemblies: \*\*BP - Bulk Pack, 54 assemblies per pallet carton.  
 3/8" x 50' coupled assemblies: Coiled in a carton, 5 assemblies per carton.  
 5/8" x 50': Packaged 250' per carton, each length coiled and tied.  
 3/4" x 50': Packaged 200' per carton, each length coiled and tied.  
 1": Packaged in 300' to 400' reels. Maximum 2 pieces in 50' increments.

**BRANDING:** Continuous ink brand. Example: "GATES® ADAPTA FLEX™ MULTI-PURPOSE 3/8 INCH (9.5mm) 250 PSI (1.72MPa) WP MADE IN USA"

**SPECIAL ORDER REQUIREMENTS:** Special production runs require minimum order quantities of 25,000 feet per size.

**REMNANT LENGTHS:** None.

**STANDARDS:** **Tube:** ARPM (Class C) Limited oil resistance.

ACID-CHEMICAL

AIR AND MULTI-PURPOSE

FOOD AND BEVERAGE

MARINE

MATERIAL HANDLING

MINING

OILFIELD

PETROLEUM TRANSFER

PRESSURE WASHER

STEAM

WATER

CLAMPS

COUPLINGS AND FERRULES

HOSE FINDER

CHEMICAL RESISTANCE TABLE





Air and Multi-Purpose Hose

Adapta Flex™ Red  
1 Piece Reel

(Specification 3204E, 3204S)

Exact Length 500 Foot One Piece Reels

Nom. I.D.	Ø	Nom. O.D.	Ø	Max. W.P.	Ⓜ	Suction		Min. Bend Radius	R <sub>2</sub>	Wt. Per Ft.		Standard Pack	Stock (X) or Minimum Order Qty.	Gates Item No.	List Price Per Ft.
						(In. Hg)	(mm Hg)			(In.)	(mm)				
1/4	6.4	.50	12.7	200	1.38	30.0	762	3.0	76	.09	.04	Reel	500 ft.	3204-5301	\$1.21
1/4	6.4	.50	12.7	250	1.72	30.0	762	3.0	76	.08	.04	Reel	500 ft.	3204-5304	1.61
1/4	6.4	.53	13.5	300	2.07	30.0	762	3.0	76	.10	.05	Reel	500 ft.	3204-5307	1.68
3/8	9.5	.66	16.8	200	1.38	30.0	762	3.0	76	.14	.06	Reel	500 ft.	3204-5319	1.67
3/8	9.5	.66	16.8	250	1.72	30.0	762	3.0	76	.14	.06	Reel	500 ft.	3204-5321	1.98
3/8	9.5	.67	17.0	300	2.07	30.0	762	3.0	76	.15	.07	Reel	500 ft.	3204-5326	2.07
1/2	12.7	.81	20.6	200	1.38	25.0	635	5.0	127	.20	.09	Reel	500 ft.	3204-5328	1.98
1/2	12.7	.81	20.6	250	1.72	25.0	635	5.0	127	.19	.09	Reel	500 ft.	3204-5333	2.38
1/2	12.7	.83	21.1	300	2.07	25.0	635	5.0	127	.20	.09	Reel	500 ft.	3204-5334	2.50
5/8	15.9	.97	24.6	200	1.38	20.0	508	6.0	152	.26	.12	Reel	500 ft.	3204-5337	2.54
5/8	15.9	.97	24.6	250	1.72	20.0	508	6.0	152	.26	.12	Reel	500 ft.	3204-5341	2.81
3/4	19.1	1.11	28.2	200	1.38	15.0	381	6.0	152	.31	.14	Reel	500 ft.	3204-5346	2.96
3/4	19.1	1.11	29.2	250	1.72	20.0	508	6.0	152	.35	.16	Reel	500 ft.	3204-5349	3.37
3/4	19.1	1.15	29.2	300	2.07	15.0	381	6.0	152	.35	.16	Reel	500 ft.	3204-5355	3.55

**RECOMMENDED FOR:** Air and water applications requiring maximum flexibility in any industry, including mining, construction, agriculture, vehicle repair and in-plant operations. Outstanding resistance to heat and ozone. Suitable for light agricultural spraying, such as dilute solutions of herbicides.

**TEMPERATURE:** -40°F to +200°F (-40°C to +93°C) continuous service.

**CONSTRUCTION:** **Tube:** Type P (EPDM). Black.

**Reinforcement:** Synthetic, high tensile textile cord.

**Cover:** Type P (EPDM). Red. All sizes through 1/2" are perforated.

**Design Factor:** 3:1

**COUPLINGS:** 19 (up through 1/2" only), 1, 3 or 4, (up through 1/2" with 20 brass ferrules, up through 1" with bands), 72 Gates Power Crimp® or 75 Gates GLX®. Reference the Hose Coupling Section.

**PACKAGING:** Exact length reels: 500' in one continuous length.

Minimum of 90% of hose reels will be 1-piece lengths.

1/4" through 3/4": Packaged in 500' to 700' reels. Maximum 2 pieces in 50' increments.

3/8" x 50' coupled assemblies: \*\*BP - Bulk Pack, 54 assemblies per pallet carton.

3/8" x 50' coupled assemblies: Coiled in a carton, 5 assemblies per carton.

5/8" x 50': Packaged 250' per carton, each length coiled and tied.

3/4" x 50': Packaged 200' per carton, each length coiled and tied.

1": Packaged in 300' to 400' reels. Maximum 2 pieces in 50' increments.

**BRANDING:** Continuous ink brand. Example: "GATES® ADAPTA FLEX™ MULTI-PURPOSE 3/8 INCH (9.5mm) 250 PSI (1.72MPa) WP MADE IN USA"

**SPECIAL ORDER REQUIREMENTS:** Special production runs require minimum order quantities of 25,000 feet per size.

**REMNANT LENGTHS:** None.

**STANDARDS:** **Tube:** ARPM (Class C) Limited oil resistance.

ACID-CHEMICAL

AIR AND MULTI-PURPOSE

FOOD AND BEVERAGE

MARINE

MATERIAL HANDLING

MINING

OILFIELD

PETROLEUM TRANSFER

PRESSURE WASHER

STEAM

WATER

CLAMPS

COUPLINGS AND FERRULES

HOSE FINDER

CHEMICAL RESISTANCE TABLE





## Air and Multi-Purpose Hose

# Adapta Flex™ - UPS Shippable Reels

(Specification 3204E, 3204EB, 3204SB)

### Red Cover (3204E)

Nom. I.D.	⊖	Nom. O.D.	⊕	Max. W.P.	⊕	Suction		Min. Bend Radius		Wt. Per Ft.		Standard Pack	Stock (X) or Minimum Order Qty.	Gates Item No.	List Price Per Ft.
(In.)	(mm)	(In.)	(mm)	(psi)	(MPa)	(In. Hg)	(mm Hg)	(In.)	(mm)	(Lbs.)	(Kg)				
1/4	6.4	.50	12.7	200	1.38	30.0	762	3.0	76	.09	.04	Reel	X	3204-1373	\$1.10
3/8	9.5	.66	16.8	200	1.38	30.0	762	3.0	76	.14	.06	Reel	X	3204-1375	1.52
1/2	12.7	.81	20.6	200	1.38	25.0	635	5.0	127	.23	.10	Reel	X	3204-1377	1.80
5/8	15.9	.97	24.6	200	1.38	20.0	508	6.0	152	.26	.12	Reel	X	3204-1379	2.31
3/4	19.1	1.11	28.2	200	1.38	15.0	381	6.0	152	.31	.14	Reel	X	3204-1381	2.69
1	25.4	1.40	35.6	200	1.38	10.0	254	8.0	203	.45	.20	Reel	X	3204-1383	4.73

### Black Cover (3204EB, 3204SB)

Nom. I.D.	⊖	Nom. O.D.	⊕	Max. W.P.	⊕	Suction		Min. Bend Radius		Wt. Per Ft.		Standard Pack	Stock (X) or Minimum Order Qty.	Gates Item No.	List Price Per Ft.
(In.)	(mm)	(In.)	(mm)	(psi)	(MPa)	(In. Hg)	(mm Hg)	(In.)	(mm)	(Lbs.)	(Kg)				
1/4	6.4	.50	12.7	200	1.38	30.0	762	3.0	76	.09	.04	Reel	X	3204-1408	\$1.05
1/2	12.7	.81	20.6	200	1.38	25.0	635	5.0	127	.20	.09	Reel	X	3204-1414	1.79
3/4	19.1	1.15	29.2	250	1.72	20.0	508	6.0	152	.35	.16	Reel	X	3204-1427	2.84
1	25.4	1.40	35.6	200	1.38	10.0	254	8.0	203	.48	.22	Reel	X	3204-1432	4.52

**RECOMMENDED FOR:** Air and water applications requiring maximum flexibility in any industry, including mining, construction, agriculture, vehicle repair and in-plant operations. Outstanding resistance to heat and ozone. Suitable for light agricultural spraying, such as dilute solutions of herbicides.

**TEMPERATURE:** -40°F to +200°F (-40°C to +93°C) continuous service.

**CONSTRUCTION:** **Tube:** Type P (EPDM). Black.  
**Reinforcement:** Synthetic, high tensile textile cord.  
**Cover:** Type P (EPDM). Red or Black. All sizes through 1/2" are perforated. (Blue, green and yellow covers available on special order).

**Design Factor:** 3:1

**COUPLINGS:** 19 (up through 1/2" only), 1, 3 or 4, (up through 1/2" with 20 brass ferrules, up through 1" with bands), 72 Gates Power Crimp® or 75 Gates GLX®. Reference the Hose Coupling Section.

**PACKAGING:** All sizes packaged on single piece reels meet UPS (United Parcel Service) size and weight requirements.  
1/4" and 3/8": Packaged in 375' to 425' single piece reels.  
1/2": Packaged in 225' to 275' single piece reels.  
5/8": Packaged in 235' to 265' single piece reels.  
3/4": Packaged in 185' to 215' single piece reels.  
1": Packaged in 100' to 125' single piece reels.

**BRANDING:** Continuous ink brand. Example: "GATES® ADAPTA FLEX™ MULTI-PURPOSE 3/8 INCH (9.5mm) 200 PSI (1.38MPa) WP MADE IN USA"

**SPECIAL ORDER REQUIREMENTS:** Special production runs require minimum order quantities of 25,000 feet per size. Black, blue, green and yellow covers are made to order and require 25,000 feet orders by size/color. Prices for colors as follows from list price: Black less 5% (x.95). Blue, green and yellow contact Gates Corporation for pricing, order requirements and availability.

**REMNANT LENGTHS:** None.

**STANDARDS:** Reels meet size and weight requirements of UPS (United Parcel Service).  
**Tube:** ARPM (Class C) Limited oil resistance.

ACID-CHEMICAL

AIR AND MULTI-PURPOSE

FOOD AND BEVERAGE

MARINE

MATERIAL HANDLING

MINING

OILFIELD

PETROLEUM TRANSFER

PRESSURE WASHER

STEAM

WATER

CLAMPS

COUPLINGS AND FERRULES

HOSE FINDER

CHEMICAL RESISTANCE TABLE







Air and Multi-Purpose Hose

Adapta Flex™ Black

(Specification 3204EB, 3204SB)

ACID-CHEMICAL

AIR AND MULTI-PURPOSE

FOOD AND BEVERAGE

MARINE

MATERIAL HANDLING

MINING

OILFIELD

PETROLEUM TRANSFER

PRESSURE WASHER

STEAM

WATER

CLAMPS

COUPLINGS AND FERRULES

HOSE FINDER

CHEMICAL RESISTANCE TABLE

Standard Reel Packaging

Nom. I.D.	⊖	Nom. O.D.	⊕	Max. W.P.	⊕	Suction	⊖	Min. Bend Radius	⊕	Wt. Per Ft.	⊕	Standard Pack	Stock (X) or Minimum Order Qty.	Gates Item No.	List Price Per Ft.
(In.)	(mm)	(In.)	(mm)	(psi)	(MPa)	(In. Hg)	(mm Hg)	(In.)	(mm)	(Lbs.)	(Kg)				
1/4	6.4	.50	12.7	200	1.38	30.0	762	3.0	76	.09	.04	Reel	X	3204-1401	\$1.05
1/4	6.4	.50	12.7	250	1.72	30.0	762	3.0	76	.08	.04	Reel	25,000 ft.	3204-1404	1.44
1/4	6.4	.62	15.8	250	1.72	30.0	762	3.0	76	.08	.04	Reel	25,000 ft.	3204-1406	2.27
3/8	9.5	.66	16.8	200	1.38	30.0	762	3.0	76	.14	.06	Reel	X	3204-1407	1.50
3/8	9.5	.66	16.8	250	1.72	30.0	762	3.0	76	.14	.06	Reel	X	3204-1410	1.77
1/2	12.7	.81	20.6	200	1.38	25.0	635	5.0	127	.20	.09	Reel	X	3204-1413	1.79
1/2	12.7	.81	20.6	250	1.72	25.0	635	5.0	127	.19	.09	Reel	X	3204-1416	2.07
5/8	15.9	.97	24.6	200	1.38	20.0	508	6.0	152	.26	.12	Reel	X	3204-1419	2.15
3/4	19.1	1.11	28.2	200	1.38	15.0	381	6.0	152	.31	.14	Reel	X	3204-1422	2.51
3/4	19.1	1.15	29.2	250	1.72	20.0	508	6.0	152	.35	.16	Reel	X	3204-1425	2.84
3/4	19.1	1.15	29.2	250	1.72	20.0	508	6.0	152	.35	.16	50 ft.	200 ft. (X)	3204-5820	2.84
1	25.4	1.40	35.6	150	1.03	10.0	254	8.0	203	.48	.22	Reel	X	3204-1428	4.20
1	25.4	1.40	35.6	200	1.38	10.0	254	8.0	203	.48	.22	Reel	X	3204-1431	4.52
1 1/4	31.8	1.73	43.9	250	1.72	10.0	254	10.0	254	.68	.31	Reel	X	3204-1434	6.44
1 1/2	38.1	1.98	50.3	250	1.72	10.0	254	12.0	305	.85	.39	Reel	X	3204-1437	8.04

Exact Length 500 Foot One Piece Reels

Nom. I.D.	⊖	Nom. O.D.	⊕	Max. W.P.	⊕	Suction	⊖	Min. Bend Radius	⊕	Wt. Per Ft.	⊕	Standard Pack	Stock (X) or Minimum Order Qty.	Gates Item No.	List Price Per Ft.
(In.)	(mm)	(In.)	(mm)	(psi)	(MPa)	(In. Hg)	(mm Hg)	(In.)	(mm)	(Lbs.)	(Kg)				
1/4	6.4	.50	12.7	200	1.38	30.0	762	3.0	76	.09	.04	Reel	500 ft.	3204-4402	\$1.16
3/8	9.5	.66	16.8	200	1.38	30.0	762	3.0	76	.14	.06	Reel	500 ft.	3204-4407	1.65
3/8	9.5	.66	16.8	250	1.72	30.0	762	3.0	76	.14	.06	Reel	500 ft.	3204-4431	1.95
1/2	12.7	.81	20.6	200	1.38	25.0	635	5.0	127	.20	.09	Reel	500 ft.	3204-4413	1.97
1/2	12.7	.81	20.6	250	1.72	25.0	635	5.0	127	.19	.09	Reel	500 ft.	3204-4432	2.28
3/4	19.1	1.11	28.2	200	1.38	15.0	381	6.0	152	.31	.14	Reel	500 ft.	3204-4422	2.76
3/4	19.1	1.15	29.2	250	1.72	20.0	508	6.0	152	.35	.16	Reel	500 ft.	3204-4433	3.12

Adapta Flex™ Black Cover Assemblies

Nom. I.D.	⊖	Nom. O.D.	⊕	Max. W.P.	⊕	Suction	⊖	Min. Bend Radius	⊕	Wt. Per Ea.	⊕	Standard Pack	Stock (X) or Minimum Order Qty.	Gates Item No.	List Price Per Ea.
(In.)	(mm)	(In.)	(mm)	(psi)	(MPa)	(In. Hg)	(mm Hg)	(In.)	(mm)	(Lbs.)	(Kg)				
3/8	9.5	.66	16.8	250	1.72	30.0	762	3.0	76	7.43	3.38	50 ft.	8 ea. (X)	3204-1721	\$111.92

**RECOMMENDED FOR:** Air and water applications requiring maximum flexibility in any industry, including mining, construction, agriculture, vehicle repair and in-plant operations. Outstanding resistance to heat and ozone. Suitable for light agricultural spraying, such as dilute solutions of herbicides.

**TEMPERATURE:** -40°F to +200°F (-40°C to +93°C) continuous service.

**CONSTRUCTION:** **Tube:** Type P (EPDM). Black.

**Reinforcement:** Synthetic, high tensile textile cord.

**Cover:** Type P (EPDM). Black. All sizes through 1/2" are perforated.

**Design Factor:** 3:1

**COUPLINGS:** 19 (up through 1/2" only), 1, 3 or 4, (up through 1/2" with 20 brass ferrules, up through 1" with bands), 72 Gates Power Crimp® or 75 Gates GLX®. Reference the Hose Coupling Section.

**PACKAGING:** Exact length reels: 500' in one continuous length.  
 Minimum of 90% of hose reels will be 1-piece lengths.  
 1/4" through 3/4": Packaged in 500' to 700' reels. Maximum 2 pieces in 50' increments.  
 3/8" x 50' coupled assemblies: Coiled in a carton, 5 assemblies per carton.  
 3/4" x 50': Packaged 200' per carton, each length coiled and tied.  
 1": Packaged in 300' to 400' reels. Maximum 2 pieces in 50' increments.  
 1 1/4": Packaged in 300' reels. Maximum 2 pieces in 50' increments.  
 1 1/2": Packaged in 250' reels. Maximum 2 pieces in 50' increments.

**BRANDING:** Continuous ink brand. Example: "GATES® ADAPTA FLEX™ MULTI-PURPOSE 3/8 INCH (9.5mm) 250 PSI (1.72MPa) WP MADE IN USA"

**SPECIAL ORDER REQUIREMENTS:** Special production runs require minimum order quantities of 25,000 feet per size.

**REMNANT LENGTHS:** None.

**STANDARDS:** **Tube:** ARPM (Class C) Limited oil resistance.  
**Cover:** ARPM (Class C) Limited oil resistance.





## Air and Multi-Purpose Hose

# Adapta Flex™ Blue, Green & Yellow Cover

(Specification 3204BL, GR, YL)

Color	Nom. I.D.	⊖	Nom. O.D.	⊕	Max. W.P.	⊕	Suction	⊖	Min. Bend Radius	⤵	Wt. Per Ft.	⚖	Standard Pack	Stock (X) or Minimum Order Qty.	Gates Item No.	List Price Per Ft.
	(In.)	(mm)	(In.)	(mm)	(psi)	(MPa)	(In. Hg)	(mm Hg)	(In.)	(mm)	(Lbs.)	(Kg)				
Blue	1/4	6.4	.50	12.7	250	1.72	30.0	762	3.0	76	.08	.04	Reel	25,000 ft.	3204-1496	\$1.61
Blue	3/8	9.5	.66	16.8	250	1.72	30.0	762	3.0	76	.14	.06	Reel	X	3204-1497	1.98
Blue	3/8	9.5	.69	17.5	300	2.07	30.0	762	3.0	76	.15	.07	Reel	25,000 ft.	3204-1501	2.30
Blue	1/2	12.7	.81	20.6	250	1.72	25.0	635	5.0	127	.19	.09	Reel	X	3204-1498	2.37
Blue	1/2	12.7	.83	21.1	300	2.07	25.0	635	5.0	127	.20	.09	Reel	25,000 ft.	3204-1503	2.82
Blue	3/4	19.1	1.15	29.2	250	1.72	20.0	508	6.0	152	.35	.16	Reel	X	3204-1500	3.36
Blue	3/4	19.1	1.15	29.2	300	2.07	15.0	381	6.0	152	.35	.16	Reel	X	3204-1505	3.68
Blue	3/4	19.1	1.15	29.2	300	2.07	15.0	381	6.0	152	.35	.16	50 ft.	200 ft. (X)	3204-0560	3.68
Green	1/4	6.4	.50	12.7	250	1.72	30.0	762	3.0	76	.08	.04	Reel	25,000 ft.	3204-1516	1.61
Green	3/8	9.5	.69	17.5	300	2.07	30.0	762	3.0	76	.15	.07	Reel	25,000 ft.	3204-1511	2.30
Green	3/8	9.5	.66	16.8	250	1.72	30.0	762	3.0	76	.14	.06	Reel	25,000 ft.	3204-1517	1.98
Green	1/2	12.7	.83	21.1	300	2.07	25.0	635	5.0	127	.20	.09	Reel	25,000 ft.	3204-1513	2.82
Green	1/2	12.7	.81	20.6	250	1.72	25.0	635	5.0	127	.19	.09	Reel	25,000 ft.	3204-1518	2.37
Green	3/4	19.1	1.15	29.2	300	2.07	15.0	381	6.0	152	.35	.16	Reel	X	3204-1515	3.68
Green	3/4	19.1	1.15	29.2	250	1.72	20.0	508	6.0	152	.35	.16	Reel	25,000 ft.	3204-1520	3.36
Green	3/4	19.1	1.15	29.2	300	2.07	15.0	381	6.0	152	.35	.16	50 ft.	200 ft. (X)	3204-0506	3.68
Yellow	1/4	6.4	.50	12.7	250	1.72	30.0	762	3.0	76	.08	.04	Reel	25,000 ft.	3204-1526	1.61
Yellow	3/8	9.5	.69	17.5	300	2.07	30.0	762	3.0	76	.15	.07	Reel	25,000 ft.	3204-1521	2.30
Yellow	3/8	9.5	.66	16.8	250	1.72	30.0	762	3.0	76	.14	.06	Reel	25,000 ft.	3204-1527	1.98
Yellow	1/2	12.7	.83	21.1	300	2.07	25.0	635	5.0	127	.20	.09	Reel	25,000 ft.	3204-1523	2.82
Yellow	1/2	12.7	.81	20.6	250	1.72	25.0	635	5.0	127	.19	.09	Reel	X	3204-1528	2.37
Yellow	3/4	19.1	1.15	29.2	300	2.07	15.0	381	6.0	152	.35	.16	Reel	25,000 ft.	3204-1525	3.68
Yellow	3/4	19.1	1.15	29.2	250	1.72	20.0	508	6.0	152	.35	.16	Reel	25,000 ft.	3204-1530	3.36
Yellow	3/4	19.1	1.15	29.2	300	2.07	15.0	381	6.0	152	.37	.17	50 ft.	200 ft. (X)	3204-0558	3.68

**RECOMMENDED FOR:** Air and water applications requiring maximum flexibility in any industry, including mining, construction, agriculture, vehicle repair and in-plant operations. Outstanding resistance to heat and ozone. Suitable for light agricultural spraying, such as dilute solutions of herbicides.

**TEMPERATURE:** -40°F to +200°F (-40°C to +93°C) continuous service.

**CONSTRUCTION:** **Tube:** Type P (EPDM). Black.  
**Reinforcement:** Synthetic, high tensile textile cord.  
**Cover:** Type P (EPDM). Blue, Green or Yellow. All sizes through 1/2" are perforated.  
**Design Factor:** 3:1

**COUPLINGS:** 19 (up through 1/2" only), 1, 3 or 4, (up through 1/2" with 20 brass ferrules, up through 1" with bands), 72 Gates Power Crimp® or 75 Gates GLX®. Reference the Hose Coupling Section.

**PACKAGING:** Minimum of 90% of hose reels will be 1-piece lengths.  
 3/8" through 3/4": Packaged in 500' to 700' reels. Maximum 2 pieces in 50' increments.  
 3/4" x 50': Packaged 200' per carton, each length coiled and tied.

**BRANDING:** Continuous ink brand. Example: "GATES® ADAPTA FLEX™ MULTI-PURPOSE 3/8 INCH (9.5mm) 300 PSI (2.07MPa) WP MADE IN USA"

**SPECIAL ORDER REQUIREMENTS:** Special production runs require minimum order quantities of 25,000 feet per size.

**REMNANT LENGTHS:** None.

**STANDARDS:** **Tube:** ARPM (Class C) Limited oil resistance.

ACID-CHEMICAL

AIR AND MULTI-PURPOSE

FOOD AND BEVERAGE

MARINE

MATERIAL HANDLING

MINING

OILFIELD

PETROLEUM TRANSFER

PRESSURE WASHER

STEAM

WATER

CLAMPS

COUPLINGS AND FERRULES

HOSE FINDER

CHEMICAL RESISTANCE TABLE





**Air and Multi-Purpose Hose**

**Tufflex® Plus**  
(Specification 7746 Silicone Free)

ACID-CHEMICAL
AIR AND MULTI-PURPOSE
FOOD AND BEVERAGE
MARINE
MATERIAL HANDLING
MINING
OILFIELD
PETROLEUM TRANSFER
PRESSURE WASHER
STEAM
WATER
CLAMPS
COUPLINGS AND FERRULES
HOSE FINDER
CHEMICAL RESISTANCE TABLE

Nom. I.D.	⊖	Nom. O.D.	⊖	Max. W.P.*	⊖	Suction*	⊖	Min. Bend Radius	⊖	Wt. Per Ft.	⊖	Standard Pack	Stock (X) or Minimum Order Qty.	Gates Item No.	List Price Per Ft.
(In.)	(mm)	(In.)	(mm)	(psi)	(MPa)	(In. Hg)	(mm Hg)	(In.)	(mm)	(Lbs.)	(Kg)				
1/4	6.4	.50	12.7	300	2.07	25.0	635	.7	18	.05	.02	Reel	X	7746-1022	\$ .98
3/8	9.5	.60	15.2	300	2.07	25.0	635	1.0	25	.09	.04	Reel	X	7746-1023	1.37
1/2	12.7	.79	20.1	300	2.07	25.0	635	1.3	33	.13	.06	Reel	X	7746-1024	1.70
5/8	15.9	.92	23.4	300	2.07	20.0	508	1.8	46	.20	.09	Reel	X	7746-1025	2.13
3/4	19.1	1.07	27.2	300	2.07	15.0	381	2.5	64	.29	.13	Reel	X	7746-1026	2.57
1	25.4	1.44	36.6	200	1.38	15.0	381	3.5	89	.44	.20	Reel	X	7746-1027	4.53

NOTE: \* Up through 3/4" 300 psi (2.07 MPa) at +70°F (+21°C), 250 psi (1.72 MPa) at +150°F (+66°C). For 1" 200 psi (1.38 MPa) at +70°F (+21°C), 150 psi (1.03 MPa) at 150°F (+66°C).

**RECOMMENDED FOR:** Multi-purpose applications including air, water (up to 150°F), mild chemicals and spray solutions at rated working pressures as listed. Suitable for in-line oilier service. Silicone free. Ideal for pneumatic tools, air service to paint equipment, coolant lines, etc. Reference Gates Chemical Resistance Table for proper hose selection.

**TEMPERATURE:** -15°F to +150°F (-26°C to +66°C) continuous service.

**CONSTRUCTION:**  
**Tube:** Type G1 (Modified PVC). Black.  
**Reinforcement:** Synthetic, high tensile textile cord.  
**Cover:** Type G1 (Modified PVC). Red. All sizes are perforated.  
**Design Factor:** 4:1

**COUPLINGS:** 1/2" (up through 1/2" only), 1, 3 or 4, (up through 1/2" with 20 brass ferrules, up through 1" with bands), or 75 Gates GLX®. Reference the Hose Coupling Section.

**PACKAGING:** 1/4" through 5/8": Packaged on 500' reels. Maximum of 2 pieces per reel. 50' increments.  
 3/4": Packaged on 600' reels. Maximum of 2 pieces per reel. 50' increments.  
 1": Packaged on 400' reels. Maximum of 2 pieces per reel. 50' increments.

**BRANDING:** Continuous ink brand. Example: "GATES® Tufflex® Plus Multi-Purpose 1/2" (12.7mm) 300 PSI (2.07MPa) WP Made In U.S.A."

**SPECIAL ORDER REQUIREMENTS:** Additional colored covers are made to order and require minimum production order quantities of 25,000 feet per size. Special production runs require minimum order quantities of 25,000 feet per size.

**REMNANT LENGTHS:** None.





## Air and Multi-Purpose Hose

## Diesel Exhaust Fluid

(Specification 4217IS)

Nom. I.D.		Nom. O.D.		Max. W.P.		Suction		Min. Bend Radius		Wt. Per Ft.		Standard Pack	Stock (X) or Minimum Order Qty.	Gates Item No.	List Price Per Ft.
(In.)	(mm)	(In.)	(mm)	(psi)	(MPa)	(In. Hg)	(mm Hg)	(In.)	(mm)	(Lbs.)	(Kg)				
3/4	19.1	1.13	28.5	350	2.40	15.0	381	4.0	101.6	.27	.12	Reel	X	4217-0310	\$6.76
1	25.4	1.36	34.5	350	2.40	10.0	254	6.0	152.4	.41	.19	Reel	X	4217-0311	9.82

- RECOMMENDED FOR:** Transfer of urea solutions such as ADBLUE.
- TEMPERATURE:** -40°F to +212°F (-40°C to +100°C) continuous service.
- CONSTRUCTION:** **Tube:** Type P (EPDM). Black - Peroxide Cured - No Zinc.  
**Reinforcement:** Synthetic, high tensile textile cord.  
**Cover:** Type P (EPDM). Black. Wrapped appearance.  
**Design Factor:** 4:1
- COUPLINGS:** 75 Gates GLX® or stainless steel. Reference the Hose Coupling Section.
- PACKAGING:** 3/4": Packaged in 450' to 650' reels. Maximum 4 pieces. One piece allowed under 100'. Minimum length 15'.  
 1": Packaged in 300' to 500' reels. Maximum 5 pieces. Minimum length 15'.
- BRANDING:** Continuous ink brand. Example: "GATES® DIESEL EXHAUST FLUID DISPENSING 3/4" (19.1mm) 350 PSI(2.4 MPa) WP Made in USA"
- SPECIAL ORDER REQUIREMENTS:** Special production runs require minimum order quantities of 5,000 feet.
- REMNANT LENGTHS:** None.
- STANDARDS:** **Tube:** Zinc and Calcium Carbonate Free.

ACID-CHEMICAL

AIR AND MULTI-PURPOSE

FOOD AND BEVERAGE

MARINE

MATERIAL HANDLING

MINING

OILFIELD

PETROLEUM TRANSFER

PRESSURE WASHER

STEAM

WATER

CLAMPS

COUPLINGS AND FERRULES

HOSE FINDER

CHEMICAL RESISTANCE TABLE





### Air and Multi-Purpose Hose

## Hydrocarbon Drain

(Specification 3624TN)

ACID-CHEMICAL
AIR AND MULTI-PURPOSE
FOOD AND BEVERAGE
MARINE
MATERIAL HANDLING
MINING
OILFIELD
PETROLEUM TRANSFER
PRESSURE WASHER
STEAM
WATER
CLAMPS
COUPLINGS AND FERRULES
HOSE FINDER
CHEMICAL RESISTANCE TABLE

Nom. I.D. (In.)	⊖ (mm)	Nom. O.D. (In.)	⊕ (mm)	Max. W.P. (psi)	Ⓜ (MPa)	Suction (In. Hg)	⊖ (mm Hg)	Min. Bend Radius (In.)	Ⓜ (mm)	Wt. Per Ft. (Lbs.)	Ⓜ (Kg)	Standard Pack	Stock (X) or Minimum Order Qty.	Gates Item No.	List Price Per Ft.
3/4	19.1	1.13	28.7	250	1.72	30.0	762	6.0	152	.42	.19	Reel	X	3624-0144	\$12.55

**RECOMMENDED FOR:** Drainage of hot liquid residue produced by the cleaning of storage tanks and containment vessels. Drainage of residue produced during the refining of hydrocarbons.

**TEMPERATURE:** -40°F to +300°F (-40°C to +150°C) continuous service.

**CONSTRUCTION:**  
**Tube:** Type C (Nitrile). Black.  
**Reinforcement:** Braided, high tensile steel wire.  
**Cover:** Type J (CPE). Tan.  
**Design Factor:** 4:1

**COUPLINGS:** Gates MegaCrimp. Reference the Hose Coupling Section.

**PACKAGING:** 500' per reel. Maximum of 3 pieces. Lengths in 50' increments.

**BRANDING:** Continuous transfer label. Example: "GATES® HYDROCARBON DRAIN HOSE 250 PSI (1.72 MPa) MAX. TEMP 300°F (149°C) CAUTION: DRAIN HOSE AFTER USE Made In U.S.A."

**SPECIAL ORDER REQUIREMENTS:** Special production runs require minimum order quantities of 5,000 feet per size.  
**REMNANT LENGTHS:** None.

**STANDARDS:** **Tube:** ARPM (Class A) High oil resistance.







## Air and Multi-Purpose Hose

# 63SB (Air & Vapor Duct)

(Specification 4663A)

Nom. I.D.	⌀	Nom. O.D.	⌀	Max. W.P.	⊕	Suction	⊕	Min. Bend Radius	R <sub>2</sub>	Wt. Per Ft.	⚖	Standard Pack	Stock (X) or Minimum Order Qty.	Gates Item No.	List Price Per Ft.
(In.)	(mm)	(In.)	(mm)	(psi)	(MPa)	(In. Hg)	(mm Hg)	(In.)	(mm)	(Lbs.)	(Kg)				
5/8	15.9	.81	20.6	10	.07	5.0	127	1.0	25	.12	.05	10 ft.	X	4663-4000	\$14.96
3/4	19.1	.94	23.9	10	.07	5.0	127	1.0	25	.14	.06	10 ft.	X	4663-4001	16.62
7/8	22.2	1.06	26.9	10	.07	5.0	127	1.0	25	.17	.08	10 ft.	X	4663-4002	17.36
1	25.4	1.19	30.2	10	.07	5.0	127	1.0	25	.20	.09	10 ft.	X	4663-4003	17.85
1 1/4	31.8	1.44	36.6	10	.07	5.0	127	1.0	25	.22	.10	10 ft.	X	4663-4004	19.59
1 3/8	34.9	1.52	38.6	10	.07	5.0	127	1.5	38	.24	.11	10 ft.	X	4663-4005	20.18
1 1/2	38.1	1.69	42.9	10	.07	5.0	127	1.5	38	.26	.12	10 ft.	X	4663-4006	20.60
1 5/8	41.3	1.81	46.0	10	.07	5.0	127	2.0	50	.28	.13	10 ft.	X	4663-4007	21.48
1 3/4	44.5	1.94	49.3	10	.07	5.0	127	2.0	51	.30	.14	10 ft.	X	4663-4008	21.99
1 7/8	47.6	2.06	52.3	10	.07	5.0	127	2.0	51	.32	.15	10 ft.	X	4663-4009	22.68
2	50.8	2.19	55.6	5	.04	3.0	76	2.0	51	.33	.15	10 ft.	X	4663-4010	23.34
2 1/8	54.0	2.31	58.7	5	.04	3.0	76	2.5	64	.35	.16	10 ft.	X	4663-4011	24.23
2 1/4	57.2	2.44	62.0	5	.04	3.0	76	2.5	64	.37	.17	10 ft.	X	4663-4012	25.23
2 3/8	60.3	2.56	65.0	5	.04	3.0	76	2.5	64	.39	.18	10 ft.	X	4663-4013	25.85
2 1/2	63.5	2.69	68.3	5	.04	3.0	76	2.5	64	.41	.19	10 ft.	X	4663-4014	26.57
2 5/8	66.7	2.81	71.4	5	.04	3.0	76	2.8	71	.43	.20	10 ft.	X	4663-4015	27.65
2 3/4	69.9	2.94	74.7	5	.04	3.0	76	2.8	71	.44	.20	10 ft.	X	4663-4016	28.70
3	76.2	3.19	81.0	5	.04	3.0	76	3.0	76	.90	.22	10 ft.	X	4663-4017	29.93
3 1/2	88.9	3.69	93.7	5	.04	3.0	76	3.5	89	.57	.26	10 ft.	X	4663-4018	32.51
3 5/8	92.1	3.81	96.8	5	.04	3.0	76	4.0	102	.59	.27	10 ft.	X	4663-4019	33.95
4	101.6	4.19	106.4	5	.04	3.0	76	4.0	102	1.02	.36	10 ft.	X	4663-4020	36.14
4 1/2	114.3	4.69	119.1	5	.04	3.0	76	5.0	127	1.02	.40	10 ft.	X	4663-4021	59.28
5	127.0	5.19	131.8	5	.04	3.0	76	6.0	152	1.09	.45	10 ft.	X	4663-4022	64.32
5 1/2	139.7	5.69	144.5	5	.04	3.0	76	6.0	152	1.49	.49	10 ft.	X	4663-4023	68.76

**RECOMMENDED FOR:** Heating and ventilating applications, such as air intake for butane conversion units, air and heater ducts, defroster lines, air cleaner connections to carburetor, exhaust ducts, vent lines for trailer sewers and drains. For standard duty applications.

**CAUTION:** Not recommended for conveying liquids.

**TEMPERATURE:** -30°F to +250°F (-34°C to +121°C) continuous service.

**CONSTRUCTION:**  
**Tube:** Type A (Neoprene). Black. Oil resistant.  
**Reinforcement:** Single ply of synthetic fabric with two built-in helical wires.  
**Cover:** Type A (Neoprene impregnated fabric). Black.  
**Design Factor:** 4:1

**PACKAGING:** 10' per carton.

**BRANDING:** Printed patch label every 2 feet with I.D. only.

**SPECIAL ORDER REQUIREMENTS:** Special production runs require minimum order quantities of one piece. Lengths can be as short as one foot, but minimum billing is ten feet.

**REMNANT LENGTHS:** None.

ACID-CHEMICAL

AIR AND MULTI-PURPOSE

FOOD AND BEVERAGE

MARINE

MATERIAL HANDLING

MINING

OILFIELD

PETROLEUM TRANSFER

PRESSURE WASHER

STEAM

WATER

CLAMPS

COUPLINGS AND FERRULES

HOSE FINDER

CHEMICAL RESISTANCE TABLE





Air and Multi-Purpose Hose

163SB (Air & Vapor Duct - Heavy Duty)

(Specification 4663J)

ACID-CHEMICAL
AIR AND MULTI-PURPOSE
FOOD AND BEVERAGE
MARINE
MATERIAL HANDLING
MINING
OILFIELD
PETROLEUM TRANSFER
PRESSURE WASHER
STEAM
WATER
CLAMPS
COUPLINGS AND FERRULES
HOSE FINDER
CHEMICAL RESISTANCE TABLE

Nom. I.D.	⊖	Nom. O.D.	⊖	Max. W.P.	⊖	Suction		Min. Bend Radius	⊖	Wt. Per Ft.		Standard Pack	Stock (X) or Minimum Order Qty.	Gates Item No.	List Price Per Ft.
						(In.)	(mm)			(In.)	(mm)				
3/4	19.1	1.00	25.4	20	.14	15.0	381	1.0	25	.20	.09	10 ft.	10 ft.	4663-1516	\$20.78
1	25.4	1.25	31.8	20	.14	15.0	381	1.0	25	.26	.12	10 ft.	10 ft.	4663-1518	22.32
1 1/4	31.8	1.50	38.1	20	.14	15.0	381	1.0	25	.34	.15	10 ft.	10 ft.	4663-1530	24.48
1 3/8	34.9	1.63	41.4	15	.10	15.0	381	1.5	38	.44	.20	10 ft.	10 ft.	4663-3321	25.22
1 1/2	38.1	1.75	44.5	15	.10	15.0	381	1.5	38	.48	.22	10 ft.	10 ft.	4663-1540	25.74
1 5/8	41.3	1.88	47.8	15	.10	15.0	381	1.8	46	.51	.23	10 ft.	10 ft.	4663-1543	26.85
1 3/4	44.5	2.00	50.8	15	.10	15.0	381	1.8	46	.54	.25	10 ft.	10 ft.	4663-3954	27.48
1 7/8	47.6	2.13	54.1	15	.10	15.0	381	1.8	46	.58	.26	10 ft.	10 ft.	4663-1548	28.35
2	50.8	2.25	57.2	15	.10	15.0	381	2.0	51	.60	.27	10 ft.	10 ft.	4663-1550	29.16
2 1/8	54.0	2.40	61.0	10	.07	15.0	381	2.5	64	.63	.29	10 ft.	10 ft.	4663-3461	30.27
2 1/4	57.2	2.50	63.5	10	.07	15.0	381	2.5	64	.67	.30	10 ft.	10 ft.	4663-1556	31.53
2 3/8	60.3	2.63	66.8	10	.07	15.0	381	2.5	64	.71	.32	10 ft.	10 ft.	4663-1560	32.30
2 1/2	63.5	2.75	69.9	10	.07	15.0	381	2.5	64	.74	.34	10 ft.	10 ft.	4663-1565	33.21
2 5/8	66.7	2.88	73.2	10	.07	15.0	381	3.0	76	.78	.35	10 ft.	10 ft.	4663-1615	34.56
2 3/4	69.9	3.00	76.2	10	.07	15.0	381	7.0	178	.81	.37	10 ft.	10 ft.	4663-3456	35.87
3	76.2	3.25	82.6	10	.07	7.0	178	10.0	254	.88	.40	10 ft.	10 ft.	4663-1570	37.41
3 1/8	79.4	3.35	85.1	10	.07	7.0	178	10.0	254	.92	.42	10 ft.	10 ft.	4663-1569	38.72
3 1/2	88.9	3.75	95.3	10	.07	7.0	178	10.0	254	1.01	.46	10 ft.	10 ft.	4663-1575	40.64
4	101.6	4.25	108.0	10	.07	7.0	178	12.0	305	1.15	.52	10 ft.	10 ft.	4663-1580	45.17
4 1/2	114.3	4.75	120.7	10	.07	7.0	178	12.0	305	1.25	.57	10 ft.	10 ft.	4663-1589	74.10
5	127.0	5.25	133.4	10	.07	6.0	152	12.0	305	1.40	.64	10 ft.	10 ft.	4663-1595	80.40
5 1/2	139.9	5.75	146.1	10	.07	6.0	152	12.0	305	1.52	.69	10 ft.	10 ft.	4663-3454	85.95
6	152.4	6.25	158.8	8	.06	6.0	152	15.0	381	1.70	.77	10 ft.	10 ft.	4663-1599	91.79

**RECOMMENDED FOR:** Heavy-duty heating and ventilating applications, such as air intake for butane conversion units, air and heater ducts, defroster lines, air cleaner connections to carburetor, exhaust ducts, vent lines for trailer sewers and drains.

**CAUTION:** Not recommended for conveying liquids.

**TEMPERATURE:** -30°F to +250°F (-34°C to +121°C) continuous service.

**CONSTRUCTION:** **Tube:** Type A (Neoprene). Black. Oil and heat resistant.  
**Reinforcement:** Single ply of synthetic fabric with two built-in helical wires.  
**Cover:** Type A (Neoprene). Black. Oil and heat resistant.  
**Design Factor:** 4:1

**PACKAGING:** 10' per carton.

**BRANDING:** Printed patch label every 2 feet with I.D. only.

**SPECIAL ORDER REQUIREMENTS:** For enlarged or straight ends, contact Gates Corporation for pricing. Special production runs require minimum order quantities of one piece. Lengths can be as short as one foot, but minimum billing is ten feet.

**REMNANT LENGTHS:** None.





## Air and Multi-Purpose Hose

# Ohmega® (Pot Room)

(Specification 3237A)

Nom. I.D.	⊖	Nom. O.D.	⊕	Max. W.P.	⊕	Suction	⊖	Min. Bend Radius	⊕	Wt. Per Ft.	⊕	Standard Pack	Stock (X) or Minimum Order Qty.	Gates Item No.	List Price Per Ft.
(In.)	(mm)	(In.)	(mm)	(psi)	(MPa)	(In. Hg)	(mm Hg)	(In.)	(mm)	(Lbs.)	(Kg)				
1/4	6.3	.62	15.7	300	2.07	30.0	762	3.0	76	.15	.07	Reel	25,000 ft.	3237-0708	\$2.72
3/8	9.5	.75	19.1	300	2.07	30.0	762	3.0	76	.19	.09	Reel	X	3237-0704	3.84
1/2	12.7	.88	22.4	300	2.07	25.0	635	5.0	127	.24	.11	Reel	X	3237-0705	4.56
3/4	19.1	1.16	29.5	300	2.07	20.0	508	6.0	152	.36	.16	Reel	X	3237-0706	6.23

**NOTE:** For additional sizes see Premo Flex®.

- RECOMMENDED FOR:** Medium duty air and water applications where a hose with high electrical resistance is needed.
- TEMPERATURE:** -20°F to +150°F (-29°C to +66°C) continuous service.
- CONSTRUCTION:**  
**Tube:** Type P (EPDM). Green.  
**Reinforcement:** High tensile synthetic textile cord.  
**Cover:** Type P (EPDM). Red.  
**Design Factor:** 4:1
- COUPLINGS:** 19 (For sizes 3/16" through 3/8" only), 1, 18 or 75 Gates GLX®. Reference the Hose Coupling Section.
- PACKAGING:** 3/8" through 3/4": Packaged in 500' to 750' reels. Maximum 3 pieces. Minimum length 50'.
- BRANDING:** Continuous ink print label. Example: "GATES® OMEGA® AIR AND WATER 3/8 INCH (9.5mm) 300 PSI (2.07MPa) WP NONCONDUCTIVE @ 1000 V DC (>1 MEGOHM/IN.) MADE IN USA"
- SPECIAL ORDER REQUIREMENTS:** Special production runs require minimum order quantities of 25,000 feet per size.
- REMNANT LENGTHS:** None.
- STANDARDS:** Nonconductive at 1000 volts D.C. Electrical resistance is greater than one megohm per inch when subjected to 1000 volts D.C. Storage and use may adversely affect electrical properties.

ACID-CHEMICAL

AIR AND MULTI-PURPOSE

FOOD AND BEVERAGE

MARINE

MATERIAL HANDLING

MINING

OILFIELD

PETROLEUM TRANSFER

PRESSURE WASHER

STEAM

WATER

CLAMPS

COUPLINGS AND FERRULES

HOSE FINDER

CHEMICAL RESISTANCE TABLE





Air and Multi-Purpose Hose

33HB (Divers' Air)

(Specification 3333)

ACID-CHEMICAL
AIR AND MULTI-PURPOSE
FOOD AND BEVERAGE
MARINE
MATERIAL HANDLING
MINING
OILFIELD
PETROLEUM TRANSFER
PRESSURE WASHER
STEAM
WATER
CLAMPS
COUPLINGS AND FERRULES
HOSE FINDER
CHEMICAL RESISTANCE TABLE

Nom. I.D.	⊖	Nom. O.D.	⊖	Max. W.P.	⚡	Suction	⊖	Min. Bend Radius	⤵	Wt. Per Ft.	⚖	Standard Pack	Stock (X) or Minimum Order Qty.	Gates Item No.	List Price Per Ft.
(In.)	(mm)	(In.)	(mm)	(psi)	(MPa)	(In. Hg)	(mm Hg)	(In.)	(mm)	(Lbs.)	(Kg)				
3/8	9.5	.75	19.1	1125	7.76	30.0	762	4.0	102	.19	.09	600-699 ft.	X	3333-0015	\$9.15
3/8	9.5	.75	19.1	1125	7.76	30.0	762	4.0	102	.19	.09	1000-Plus ft.	X	3333-0017	11.19
1/2	12.7	.94	23.9	1000	6.90	30.0	762	5.0	127	.29	.13	50-299 ft.	X	3333-0038	5.93
1/2	12.7	.94	23.9	1000	6.90	30.0	762	5.0	127	.29	.13	1000-Plus ft.	X	3333-0035	15.33

- RECOMMENDED FOR:** Handling mixtures of oxygen, helium and nitrogen gases customarily used in diving applications as air breathing hose. The kink resistant hose is designed for extra long wear under normal operating use.
- TEMPERATURE:** -40°F to +120°F (-40°C to +49°C) continuous service.
- CONSTRUCTION:**  
**Tube:** Type C (Nitrile). Black.  
**Reinforcement:** Braided, high tensile synthetic textile cord.  
**Cover:** Type A (Neoprene). Black. All sizes are perforated.  
**Design Factor:** 4:1
- COUPLINGS:** Corrosion resistant couplings supplied and applied by diving contractors.
- PACKAGING:** 3/8" and 1/2": Packaged 300' and longer lengths. One continuous length on a reel.
- BRANDING:** Continuous ink print label. Example: "GATES® 33HB DIVERS" AIR 3/8 INCH (9.5mm) MADE IN U.S.A."
- SPECIAL ORDER REQUIREMENTS:** Special production runs require minimum order quantities of 10,000 feet per size. Special production runs for SPECIFIC LENGTHS require minimum order quantities of 10,000 feet per size and a 35% (x 1.35) premium to price.
- REMNANT LENGTHS:** None.



33HB Brass Divers' Air Hose Couplings

Ferrule

Size	Description	Gates Item No.	Stock (X) or Minimum Order Qty.	List Price Per Ea.
3/8	33HB-6-FRLB	7207-0597	50 ea. (X)	6.98
1/2	33HB-8-8FRLB	7107-0501	X	\$32.99



Stems

Size	Description	Gates Item No.	Stock (X) or Minimum Order Qty.	List Price Per Ea.
3/8	33HB-6-6RFJX-STB	7207-0598	50 ea. (X)	20.30
3/8	33HB-6-6ROXY-STB	7207-0599	50 ea. (X)	24.17
1/2	33HB-8-10RFJSX-STB	7107-0500	X	\$35.50

NOTE: These couplings are to be used with 33HB Divers' Air hose only. 33HB assemblies made with Gates Divers' air couplings are rated at 250 PSI maximum working pressure.





## Food and Beverage Hose

# Food & Beverage Master®

(Specification 3132C, 3132H)

### White Cover (3132C)

Nom. I.D.	Ø	Nom. O.D.	Ø	Max. W.P.	⊕	Suction	Ø	Min. Bend Radius	R <sub>b</sub>	Wt. Per Ft.	⚖	Standard Pack	Stock (X) or Minimum Order Qty.	Gates Item No.	List Price Per Ft.
(In.)	(mm)	(In.)	(mm)	(psi)	(MPa)	(In. Hg)	(mm Hg)	(In.)	(mm)	(Lbs.)	(Kg)				
3/4	19.1	1.22	31.0	250	1.72	30.0	762	2.0	51	.42	.19	100 ft.	X	3132-0222	\$32.61
1	25.4	1.48	37.6	250	1.72	30.0	762	3.0	76	.52	.24	100 ft.	X	3132-0216	40.82
1 1/2	38.1	2.07	52.6	250	1.72	30.0	762	4.5	114	.90	.41	100 ft.	X	3132-0217	46.31
2	50.8	2.62	66.6	250	1.72	30.0	762	6.0	152	1.19	.54	100 ft.	X	3132-0218	57.95
2 1/2	63.5	3.25	82.6	250	1.72	30.0	762	12.0	305	1.81	.82	100 ft.	X	3132-0219	77.63
3	76.2	3.86	98.0	250	1.72	30.0	762	18.0	457	2.46	1.12	100 ft.	X	3132-0220	85.82
4	101.6	4.88	124.0	250	1.72	30.0	762	36.0	914	3.24	1.47	100 ft.	X	3132-0221	124.68

### Gray Cover (3132H)

Nom. I.D.	Ø	Nom. O.D.	Ø	Max. W.P.	⊕	Suction	Ø	Min. Bend Radius	R <sub>b</sub>	Wt. Per Ft.	⚖	Standard Pack	Stock (X) or Minimum Order Qty.	Gates Item No.	List Price Per Ft.
(In.)	(mm)	(In.)	(mm)	(psi)	(MPa)	(In. Hg)	(mm Hg)	(In.)	(mm)	(Lbs.)	(Kg)				
3/4	19.1	1.22	31.0	250	1.72	30.0	762	2.0	51	.42	.19	100 ft.	400 ft.	3132-0263	\$32.61
1	25.4	1.48	37.6	250	1.72	30.0	762	3.0	76	.52	.24	100 ft.	400 ft.	3132-0264	40.82
1 1/2	38.1	2.07	52.6	250	1.72	30.0	762	4.5	114	.90	.41	100 ft.	X	3132-0265	46.31
1 1/2	38.1	2.07	52.6	250	1.72	30.0	762	4.5	114	.90	.41	200 ft.	400 ft.	3132-0066	46.31
2	50.8	2.62	66.6	250	1.72	30.0	762	6.0	152	1.21	.55	100 ft.	X	3132-0266	57.95
2 1/2	63.5	3.25	82.6	250	1.72	30.0	762	12.0	305	1.81	.82	100 ft.	400 ft.	3132-0267	77.63
2 1/2	63.5	3.25	82.6	250	1.72	30.0	762	12.0	305	1.81	.82	200 ft.	400 ft.	3132-0067	77.63
3	76.2	3.86	98.0	250	1.72	30.0	762	18.0	457	2.46	1.12	100 ft.	X	3132-0268	85.82
4	101.6	4.88	124.0	250	1.72	30.0	762	36.0	914	3.24	1.47	100 ft.	X	3132-0269	124.68

**RECOMMENDED FOR:** Transfer of milk, juice, beer, soft drinks, pharmaceuticals, cosmetics or water-based products requiring an FDA sanitary hose. Food and Beverage Master is also suitable for many dry bulk products via suction, pneumatic or gravity where a sanitary hose is required.

**TEMPERATURE:** -40°F to +230°F (-40°C to +110°C) continuous service.

**CONSTRUCTION:**  
**Tube:** Type S (Sanitron™). White.  
**Reinforcement:** Synthetic, high tensile textile with static conductive filament; resilient monofilament helix providing crush and kink resistance.  
**Cover:** Type P (EPDM). White or gray with burgundy spiral stripe.  
**Design Factor:** 4:1

**COUPLINGS:** 1 or stainless steel, 8 or stainless steel, 34, 71. Reference the Hose Coupling Section.

**PACKAGING:** 100' coiled and wrapped in polyethylene.

**BRANDING:** Continuous transfer label. Example: "GATES® Food & Beverage Master® Meets FDA, 3A and USDA 250 PSI WP (1.72MPa) Made In U.S.A."

**SPECIAL ORDER REQUIREMENTS:** Special production runs require minimum order quantities of 400 feet per size. If a special transfer label is required, contact Gates Corporation for minimum quantity. Specific cut lengths available through the Cut Length Program. Contact Customer Service for details.

**REMNANT LENGTHS:** Remnant lengths are sometimes available in popular sizes at a discount. Contact Gates Corporation for pricing, order requirements and availability.

**STANDARDS:** Meets FDA requirements, 3A-Class 3 and USDA.

ACID-CHEMICAL

AIR AND MULTI-PURPOSE

FOOD AND BEVERAGE

MARINE

MATERIAL HANDLING

MINING

OILFIELD

PETROLEUM TRANSFER

PRESSURE WASHER

STEAM

WATER

CLAMPS

COUPLINGS AND FERRULES

HOSE FINDER

CHEMICAL RESISTANCE TABLE







Food and Beverage Hose

Cellar Master®

(Specification 3132C)

ACID-CHEMICAL
AIR AND MULTI-PURPOSE
FOOD AND BEVERAGE
MARINE
MATERIAL HANDLING
MINING
OILFIELD
PETROLEUM TRANSFER
PRESSURE WASHER
STEAM
WATER
CLAMPS
COUPLINGS AND FERRULES
HOSE FINDER
CHEMICAL RESISTANCE TABLE

Nom. I.D.	⊖	Nom. O.D.	⊖	Max. W.P.	⊖	Suction	⊖	Min. Bend Radius	⊖	Wt. Per Ft.	⊖	Standard Pack	Stock (X) or Minimum Order Qty.	Gates Item No.	List Price Per Ft.
(In.)	(mm)	(In.)	(mm)	(psi)	(MPa)	(In. Hg)	(mm Hg)	(In.)	(mm)	(Lbs.)	(Kg)				
1	25.4	1.48	37.6	250	1.72	30.0	762	3.0	76	.52	.24	100 ft.	200 ft.	3132-0180	\$40.82
1 1/2	38.1	2.07	52.6	250	1.72	30.0	762	4.5	114	.97	.44	100 ft.	200 ft.	3132-0181	46.31
2	50.8	2.62	66.6	250	1.72	30.0	762	6.0	152	1.32	.60	100 ft.	200 ft.	3132-0182	57.95
2 1/2	63.5	3.25	82.6	250	1.72	30.0	762	12.0	305	1.60	.73	100 ft.	200 ft.	3132-0186	77.63
3	76.2	3.86	98.0	250	1.72	30.0	762	18.0	457	2.20	1.00	100 ft.	200 ft.	3132-0183	85.82
4	101.6	4.88	124.0	250	1.72	30.0	762	36.0	914	2.75	1.25	100 ft.	200 ft.	3132-0184	124.68

**RECOMMENDED FOR:** Wine, beer or water based products requiring an FDA sanitary hose.

**TEMPERATURE:** -40°F to +230°F (-40°C to +110°C) continuous service.

**CONSTRUCTION:** **Tube:** Type S (Sanitron™). White.  
**Reinforcement:** Synthetic, high tensile textile with resilient monofilament helix providing crush and kink resistance.  
**Cover:** Type P (EPDM). White with burgundy spiral stripe.  
**Design Factor:** 4:1

**COUPLINGS:** 1 or stainless steel, 8 or stainless steel, 34, 71. Reference the Hose Coupling Section.

**PACKAGING:** 100' length coiled and wrapped in polyethylene.

**BRANDING:** Continuous transfer label. Example: "GATES® Cellar Master® Meets FDA, 3A and USDA 250 PSI (1.72MPa) WP Made In U.S.A."

**SPECIAL ORDER REQUIREMENTS:** Special production runs require minimum order quantities of 400 feet per size. If a special transfer label is required, contact Gates Corporation for minimum quantity. Specific cut lengths available through the Cut Length Program. Contact Customer Service for details.

**REMNANT LENGTHS:** Remnant lengths are sometimes available in popular sizes at a discount. Contact Gates Corporation for pricing, order requirements and availability.

**STANDARDS:** Meets FDA requirements, 3A-Class 3 and USDA.





## Food and Beverage Hose

# Cellar Master® Light

(Specification 3132LW)

Nom. I.D.	⊖	Nom. O.D.	⊕	Max. W.P.*	⊕	Suction*	⊖	Min. Bend Radius	⊕	Wt. Per Ft.	⊕	Standard Pack	Stock (X) or Minimum Order Qty.	Gates Item No.	List Price Per Ft.
(In.)	(mm)	(In.)	(mm)	(psi)	(MPa)	(In. Hg)	(mm Hg)	(In.)	(mm)	(Lbs.)	(Kg)				
1 1/2	38.1	2.00	50.8	150	1.03	30.0	762	6.0	152	.65	.30	100 ft.	200 ft.	3132-0171	\$41.69
2	50.8	2.50	63.5	150	1.03	30.0	762	12.0	305	.96	.44	100 ft.	X	3132-0172	52.16
2 1/2	63.5	3.11	79.0	150	1.03	30.0	762	22.0	559	1.62	.73	100 ft.	200 ft.	3132-0173	69.87
3	76.2	3.75	95.3	150	1.03	30.0	762	20.0	508	2.13	.97	100 ft.	200 ft.	3132-0174	77.24
4	101.6	4.76	120.9	150	1.03	30.0	762	28.0	711	3.16	1.44	100 ft.	200 ft.	3132-0175	112.22

**NOTE:** \* Working Pressure and Suction at +72°F (+22°C). Suction rating reduced at elevated temperatures.

- RECOMMENDED FOR:** Wine, beer or water based products requiring an FDA sanitary hose.
- TEMPERATURE:** -40°F to +212°F (-40°C to +100°C) continuous service.
- CONSTRUCTION:**
  - Tube:** Type S (Sanitron™). White.
  - Reinforcement:** Synthetic, high tensile textile with resilient monofilament helix providing crush and kink resistance.
  - Cover:** Type P (EPDM). Gray with maroon spiral stripe.
  - Design Factor:** 4:1
- COUPLINGS:** 1 or stainless steel, 8 or stainless steel, 34, 71. Reference the Hose Coupling Section.
- PACKAGING:** 100' length coiled and wrapped in polyethylene.
- BRANDING:** Continuous transfer label. Example: "GATES® Cellar Master® Light Meets FDA, 3A and USDA 150 PSI (1.03MPa) WP Made In U.S.A."
- SPECIAL ORDER REQUIREMENTS:** Special production runs require minimum order quantities of 400 feet per size. If a special transfer label is required, contact Gates Corporation for minimum quantity.
- REMNANT LENGTHS:** Remnant lengths are sometimes available in popular sizes at a discount. Contact Gates Corporation for pricing, order requirements and availability.
- STANDARDS:** Meets FDA requirements, 3A-Class 3 and USDA.

ACID-CHEMICAL

AIR AND MULTI-PURPOSE

FOOD AND BEVERAGE

MARINE

MATERIAL HANDLING

MINING

OILFIELD

PETROLEUM TRANSFER

PRESSURE WASHER

STEAM

WATER

CLAMPS

COUPLINGS AND FERRULES

HOSE FINDER

CHEMICAL RESISTANCE TABLE





Food and Beverage Hose

Food Master® Lite™

(Specification 3133)

ACID-CHEMICAL
AIR AND MULTI-PURPOSE
FOOD AND BEVERAGE
MARINE
MATERIAL HANDLING
MINING
OILFIELD
PETROLEUM TRANSFER
PRESSURE WASHER
STEAM
WATER
CLAMPS
COUPLINGS AND FERRULES
HOSE FINDER
CHEMICAL RESISTANCE TABLE

Nom. I.D.	⊖	Nom. O.D.	⊖	Max. W.P.	⊖	Suction	⊖	Min. Bend Radius	⊖	Wt. Per Ft.	⊖	Standard Pack	Stock (X) or Minimum Order Qty.	Gates Item No.	List Price Per Ft.
(In.)	(mm)	(In.)	(mm)	(psi)	(MPa)	(In. Hg)	(mm Hg)	(In.)	(mm)	(Lbs.)	(Kg)				
3/4	19.1	1.33	33.8	150	1.03	30.0	762	2.0	51	.65	.30	100 ft.	X	3133-0001	\$19.91
3/4	19.1	1.33	33.8	150	1.03	30.0	762	2.0	51	.65	.30	200 ft.	X	3133-0011	19.91
1	25.4	1.58	40.1	150	1.03	30.0	762	3.0	76	.79	.36	100 ft.	X	3133-0002	24.63
1 1/2	38.1	2.10	53.3	150	1.03	30.0	762	4.5	114	1.15	.52	100 ft.	X	3133-0003	29.15
2	50.8	2.60	66.0	150	1.03	30.0	762	6.0	152	1.50	.68	100 ft.	X	3133-0004	41.27
2 1/2	63.5	3.13	79.5	150	1.03	30.0	762	12.0	305	1.98	.90	100 ft.	X	3133-0005	53.97
3	76.2	3.63	92.2	150	1.03	30.0	762	18.0	457	2.35	1.07	100 ft.	X	3133-0006	59.00
4	101.6	4.65	118.1	150	1.03	30.0	762	24.0	610	3.12	1.42	100 ft.	X	3133-0007	73.91
6	152.4	6.74	171.2	150	1.03	30.0	762	36.0	914	5.60	2.55	50 ft.	X	3133-0008	116.27

**RECOMMENDED FOR:** Tank truck, barge, ship, or storage tank transfer of a variety of food products such as animal fat, vegetable oil and other edible oils at temperatures up to 230°F requiring FDA sanitary hose. Also suitable for ice cream and other dairy products requiring 3A-Class 3 standards.

**TEMPERATURE:** -40°F to +230°F (-40°C to +110°C) continuous service.

**CONSTRUCTION:** **Tube:** Type C2 (Modified Nitrile). Sanitary FDA and 3A-Class 3. White.  
**Reinforcement:** Synthetic, high tensile textile with steel wire helix.  
**Cover:** Type C2 (Modified Nitrile). White corrugated with burgundy spiral stripe.  
**Design Factor:** 4:1

**COUPLINGS:** 1 or stainless steel, 8 or stainless steel, 34, 71. Reference the Hose Coupling Section.

**PACKAGING:** All lengths coiled and wrapped in polyethylene.

**BRANDING:** Continuous transfer label. Example: "GATES® Food Master® Lite™ Meets FDA, 3A and USDA 150 PSI (1.03MPa) WP Made In U.S.A."

**SPECIAL ORDER REQUIREMENTS:** Special production runs require minimum order quantities of 400 feet for sizes through 4" and 200 feet for sizes above 4". If a special transfer label is required, contact Gates Corporation for minimum quantity. Additional colored covers are made to order and require minimum production order quantities of 400 feet per size.  
 Specific cut lengths available through the Cut Length Program. Contact Customer Service for details.

**REMNANT LENGTHS:** Remnant lengths are sometimes available in popular sizes at a discount. Contact Gates Corporation for pricing, order requirements and availability.

**STANDARDS:** Tube meets FDA requirements, 3A-Class 3 and USDA.





## Food and Beverage Hose

## Sani-Pure™ (Specification 3131)

Nom. I.D.	⊖	Nom. O.D.	⊕	Max. W.P.	⊕	Suction	⊖	Min. Bend Radius	⊕	Wt. Per Ft.	⊕	Standard Pack	Stock (X) or Minimum Order Qty.	Gates Item No.	List Price Per Ft.
(In.)	(mm)	(In.)	(mm)	(psi)	(MPa)	(In. Hg)	(mm Hg)	(In.)	(mm)	(Lbs.)	(Kg)				
1 1/2	38.1	2.07	52.6	150	1.03	—	—	18.0	457	.97	.44	100 ft.	200 ft.	3131-0001	\$26.85
2	50.8	2.57	65.3	150	1.03	—	—	24.0	610	1.25	.57	100 ft.	X	3131-0002	33.08
2 1/2	63.5	3.08	78.2	150	1.03	—	—	30.0	762	1.65	.75	100 ft.	200 ft.	3131-0003	42.24
3	76.2	3.58	90.9	150	1.03	—	—	36.0	914	1.90	.86	100 ft.	200 ft.	3131-0004	47.69
4	101.6	4.61	117.1	150	1.03	—	—	48.0	1219	2.77	1.26	100 ft.	200 ft.	3131-0005	67.88
6	152.4	6.64	168.7	150	1.03	—	—	72.0	1829	4.10	1.86	50 ft.	200 ft.	3131-0006	108.41

**RECOMMENDED FOR:** Tank truck, barge, ship, or storage tank transfer (discharge only) of a variety of food products such as animal fat, vegetable oil and other edible oils at temperatures up to 230°F requiring FDA sanitary hose. Also suitable for ice cream and other dairy products requiring 3A-Class 3 standards.

**TEMPERATURE:** -40°F to +230°F (-40°C to +110°C) continuous service.

**CONSTRUCTION:**  
**Tube:** Type C2 (Modified Nitrile). Sanitary FDA and 3A-Class 3. White.  
**Reinforcement:** Synthetic, high tensile textile.  
**Cover:** Type C2 (Modified Nitrile). White with burgundy spiral stripe.  
**Design Factor:** 4:1

**COUPLINGS:** 1 or stainless steel, 8 or stainless steel, 34, 71. Reference the Hose Coupling Section.

**PACKAGING:** All lengths coiled and wrapped in polyethylene.

**BRANDING:** Continuous transfer label. Example: "GATES® Sani-Pure™ Meets FDA, 3A and USDA 150 PSI (1.03MPa) WP Made in U.S.A."

**SPECIAL ORDER REQUIREMENTS:** Gray cover is made to order and requires minimum production order quantities of 400 feet for sizes through 4" and 200 feet for sizes above 4". For price, add 10% (x1.10) to price. Special production runs require minimum order quantities of 400 feet for sizes through 4" and 200 feet for sizes above 4". If a special transfer label is required, contact Gates Corporation for minimum quantity.

**REMNANT LENGTHS:** Remnant lengths are sometimes available in popular sizes at a discount. Contact Gates Corporation for pricing, order requirements and availability.

**STANDARDS:** Tube meets FDA requirements, 3A-Class 3 and USDA.

ACID-CHEMICAL

AIR AND MULTI-PURPOSE

FOOD AND BEVERAGE

MARINE

MATERIAL HANDLING

MINING

OILFIELD

PETROLEUM TRANSFER

PRESSURE WASHER

STEAM

WATER

CLAMPS

COUPLINGS AND FERRULES

HOSE FINDER

CHEMICAL RESISTANCE TABLE





Food and Beverage Hose

Aquarius® Potable Water

(Specification 3132P)

ACID-CHEMICAL
AIR AND MULTI-PURPOSE
FOOD AND BEVERAGE
MARINE
MATERIAL HANDLING
MINING
OILFIELD
PETROLEUM TRANSFER
PRESSURE WASHER
STEAM
WATER
CLAMPS
COUPLINGS AND FERRULES
HOSE FINDER
CHEMICAL RESISTANCE TABLE

Nom. I.D.	⊖	Nom. O.D.	⊕	Max. W.P.	⊕	Suction	⊖	Min. Bend Radius	⊕	Wt. Per Ft.	⊕	Standard Pack	Stock (X) or Minimum Order Qty.	Gates Item No.	List Price Per Ft.
(In.)	(mm)	(In.)	(mm)	(psi)	(MPa)	(In. Hg)	(mm Hg)	(In.)	(mm)	(Lbs.)	(Kg)				
1	25.4	1.53	38.9	300	2.07	15.0	381	10.0	254	.56	.25	200 ft.	400 ft.	3132-0803	\$14.79
2	50.8	2.70	68.6	300	2.07	10.0	254	14.0	356	1.49	.68	200 ft.	400 ft.	3132-0815	28.80
3	76.2	3.70	94.0	200	1.38	10.0	254	21.0	533	2.15	.98	200 ft.	400 ft.	3132-0823	39.80
4	101.6	4.70	119.0	150	1.03	10.0	254	28.0	711	2.74	1.25	200 ft.	400 ft.	3132-0832	49.10

**RECOMMENDED FOR:** Transfer of potable water, non-potable water or liquids not containing oils or chemicals from a supply ship to an offshore drilling rig or platform and for transfer applications on offshore or onshore drilling rigs or platforms; applications which require a lightweight, flexible hose with a tight bend radius and a high rated working pressure in long continuous lengths.

**TEMPERATURE:** -40°F to +150°F (-40°C to +66°C) continuous service.

**CONSTRUCTION:** **Tube:** Type D2 (Natural Rubber food Grade). White.  
**Reinforcement:** Multiple plies of synthetic cord.  
**Cover:** Type P (EPDM). Tan with green spiral stripe. Abrasion and weather resistant.  
**Design Factor:** 4:1

**COUPLINGS:** 14, 15, 71 or 8. Reference the Hose Coupling Section.

**PACKAGING:** 200' length coiled and wrapped in polyethylene.

**BRANDING:** Continuous transfer label. Example: "GATES® Aquarius® Potable Water Meets FDA stds. 200 PSI (1.38MPa) WP Made In U.S.A."

**SPECIAL ORDER REQUIREMENTS:** Special production runs require minimum order quantities of 400 feet per size. If a special transfer label is required, contact Gates Corporation for minimum quantity.

**REMNANT LENGTHS:** Remnant lengths are sometimes available in popular sizes at a discount. Contact Gates Corporation for pricing, order requirements and availability.

**STANDARDS:** Tube meets FDA requirements.







## Food and Beverage Hose

# 690SB (Bulk Commodity)

(Specification 4693B)

Nom. I.D.		Nom. O.D.		Max. W.P.		Suction		Min. Bend Radius		Wt. Per Ft.		Standard Pack	Stock (X) or Minimum Order Qty.	Gates Item No.	List Price Per Ft.
(In.)	(mm)	(In.)	(mm)	(psi)	(MPa)	(In. Hg)	(mm Hg)	(In.)	(mm)	(Lbs.)	(Kg)				
1 1/2	38.1	2.23	56.6	150	1.03	30.0	762	10.0	254	1.24	.57	100 ft.	X	4693-0205	\$31.05
2	50.8	2.75	69.9	150	1.03	30.0	762	12.0	305	1.76	.82	100 ft.	X	4693-0210	40.05
2 1/2	63.5	3.23	82.0	125	.86	30.0	762	15.0	381	2.00	1.11	100 ft.	X	4693-0220	47.79
3	76.2	3.75	95.3	100	.69	30.0	762	18.0	457	2.13	1.20	100 ft.	X	4693-0225	54.00
4	101.6	4.71	119.6	75	.52	30.0	762	24.0	610	3.00	1.54	100 ft.	X	4693-0235	64.77
5	127.0	5.75	146.0	55	.38	30.0	762	30.0	762	3.98	1.88	50 ft.	X	4693-0251	87.59
6	152.4	6.91	175.5	50	.34	30.0	762	36.0	914	7.08	3.22	50 ft.	X	4693-0260	106.44
6	152.4	6.91	175.5	50	.34	30.0	762	36.0	914	7.08	3.22	100 ft.	X	4693-0262	106.44

**RECOMMENDED FOR:** Transfer of bulk food products via suction, pneumatic or gravity systems where FDA sanitary tube is required. Examples: Flour, sugar, syrup and edible grains.

**CAUTION:** Not recommended for vinegar, mustard or other compounds containing acetic acid.

**TEMPERATURE:** -40°F to +150°F (-40°C to +66°C) continuous service.

**CONSTRUCTION:**  
**Tube:** Type D2 (Natural Rubber). Sanitary FDA. White. 3/16" thick.  
**Reinforcement:** Synthetic, high tensile textile with steel wire helix.  
**Cover:** Type D3 (Natural Rubber). Gray corrugated with burgundy spiral stripe.  
**Design Factor:** 4:1

**COUPLINGS:** \*Can be used only at 50% of rated working pressure. Reference the Hose Coupling Section. 5\*, 6\*, 7\*, 8, 49 or 71. Reference the Hose Coupling Section.

**PACKAGING:** All lengths coiled and wrapped in polyethylene.

**BRANDING:** Continuous transfer label. Example: "GATES® 690SB Food-Beverage Transfer Meets FDA 100 PSI. (.69MPa) 3/16 Inch Tube Made in U.S.A."

**SPECIAL ORDER REQUIREMENTS:** Special production runs require minimum order quantities of 400 feet for sizes through 4" and 200 feet for sizes above 4".

Specific cut lengths available through the Cut Length Program. Contact Customer Service for details.

**REMNANT LENGTHS:** Remnant lengths are sometimes available in popular sizes at a discount. Contact Gates Corporation for pricing, order requirements and availability.

**STANDARDS:** Tube meets FDA requirements.

ACID-CHEMICAL

AIR AND MULTI-PURPOSE

FOOD AND BEVERAGE

MARINE

MATERIAL HANDLING

MINING

OILFIELD

PETROLEUM TRANSFER

PRESSURE WASHER

STEAM

WATER

CLAMPS

COUPLINGS AND FERRULES

HOSE FINDER

CHEMICAL RESISTANCE TABLE





Food and Beverage Hose

692SB (Bulk Commodity)

(Specification 4693R)

ACID-CHEMICAL
AIR AND MULTI-PURPOSE
FOOD AND BEVERAGE
MARINE
MATERIAL HANDLING
MINING
OILFIELD
PETROLEUM TRANSFER
PRESSURE WASHER
STEAM
WATER
CLAMPS
COUPLINGS AND FERRULES
HOSE FINDER
CHEMICAL RESISTANCE TABLE

Nom. I.D.	⊖	Nom. O.D.	⊕	Max. W.P.	⊕	Suction	⊖	Min. Bend Radius	⊕	Wt. Per Ft.	⊕	Standard Pack	Stock (X) or Minimum Order Qty.	Gates Item No.	List Price Per Ft.
(In.)	(mm)	(In.)	(mm)	(psi)	(MPa)	(In. Hg)	(mm Hg)	(In.)	(mm)	(Lbs.)	(Kg)				
1 1/2	38.1	2.07	52.6	150	1.03	30.0	762	9.0	229	1.09	.50	100 ft.	400 ft.	4693-0105	\$35.15
2	50.8	2.60	66.0	150	1.03	30.0	762	12.0	305	1.40	.64	100 ft.	X	4693-0110	46.58
2 1/2	63.5	2.85	72.4	125	.86	30.0	762	15.0	381	1.58	.72	100 ft.	400 ft.	4693-0116	55.26
3	76.2	3.52	89.4	125	.86	30.0	762	18.0	457	2.21	1.00	100 ft.	X	4693-0125	62.10
4	101.6	4.55	115.6	75	.52	30.0	762	24.0	610	2.87	1.30	100 ft.	X	4693-0135	77.79
6	152.4	6.74	171.2	50	.34	25.0	635	36.0	914	6.61	3.00	50 ft.	200 ft.	4693-0160	122.39

**RECOMMENDED FOR:** Animal fat, vegetable oil and other edible oils at temperatures up to 180°F requiring FDA sanitary hose. Also for soybeans, vinegar, mustard, cider, salad dressings and other acetic acid applications.

**TEMPERATURE:** -40°F to +180°F (-40°C to +82°C) continuous service.

**CONSTRUCTION:**  
**Tube:** Type C (Nitrile). Sanitary FDA. White. 1/8" thick.  
**Reinforcement:** Synthetic, high tensile textile with steel wire helix.  
**Cover:** Type P (EPDM). Tan corrugated with burgundy spiral stripe.  
**Design Factor:** 4:1

**COUPLINGS:** \*Can be used only at 50% of rated working pressure. Reference the Hose Coupling Section. 5", 6", 7", 8, 49 or 71. Reference the Hose Coupling Section.

**PACKAGING:** All lengths coiled and wrapped in polyethylene.

**BRANDING:** Continuous transfer label. Example: "GATES® 692SB Edible Fats-Oils Transfer Meets FDA 125 PSI (.86MPa) Made In U.S.A."

**SPECIAL ORDER REQUIREMENTS:** Special production runs require minimum order quantities of 400 feet for sizes through 4" and 200 feet for sizes above 4". Specific cut lengths available through the Cut Length Program. Contact Customer Service for details.

**REMNANT LENGTHS:** Remnant lengths are sometimes available in popular sizes at a discount. Contact Gates Corporation for pricing, order requirements and availability.

**STANDARDS:** Meets FDA requirements, 3A-Class 3 and USDA.





## Food and Beverage Hose

# 610W (Bulk Commodity)

(Specification 3132D)

### Gray Cover

Nom. I.D.	⊖	Nom. O.D.	⊕	Max. W.P.	⚡	Suction	⊖	Min. Bend Radius	R <sub>2</sub>	Wt. Per Ft.	⚖	Standard Pack	Stock (X) or Minimum Order Qty.	Gates Item No.	List Price Per Ft.
(In.)	(mm)	(In.)	(mm)	(psi)	(MPa)	(In. Hg)	(mm Hg)	(In.)	(mm)	(Lbs.)	(Kg)				
4	101.6	4.56	115.8	40	.28	—	—	48.0	1219	2.08	.95	100 ft.	X	3132-0782	\$55.01
5	127.0	5.56	141.2	30	.21	—	—	60.0	1524	2.46	1.12	100 ft.	X	3132-0793	70.77
6	152.4	6.56	166.6	25	.17	—	—	72.0	1829	3.04	1.38	100 ft.	X	3132-0797	86.45

### Yellow Cover

Nom. I.D.	⊖	Nom. O.D.	⊕	Max. W.P.	⚡	Suction	⊖	Min. Bend Radius	R <sub>2</sub>	Wt. Per Ft.	⚖	Standard Pack	Stock (X) or Minimum Order Qty.	Gates Item No.	List Price Per Ft.
(In.)	(mm)	(In.)	(mm)	(psi)	(MPa)	(In. Hg)	(mm Hg)	(In.)	(mm)	(Lbs.)	(Kg)				
4	101.6	4.56	115.8	40	.28	—	—	48.0	1219	2.08	.95	100 ft.	400 ft.	3132-0783	\$55.01
5	127.0	5.56	141.2	30	.21	—	—	60.0	1524	2.46	1.12	100 ft.	400 ft.	3132-0794	\$70.77

**RECOMMENDED FOR:** Pneumatic transfer of flour and other dry foods requiring hose with a sanitary FDA tube.

**TEMPERATURE:** -40°F to +150°F (-40°C to +66°C) continuous service.

**CONSTRUCTION:** **Tube:** Type D2 (Natural Rubber). Sanitary FDA. White. 3/16" thick.  
**Reinforcement:** Synthetic, high tensile textile with static conductor.  
**Cover:** Type D3 (Natural Rubber). Gray or yellow with burgundy spiral stripe.  
**Design Factor:** 4:1

**COUPLINGS:** 5, 7, 49 or 71. Reference the Hose Coupling Section.

**PACKAGING:** 100' length coiled and wrapped in polyethylene.

**BRANDING:** Continuous transfer label. Example: "GATES® 610W Dry Food Transfer Meets FDA 40 PSI (.28MPa) WP Made In U.S.A."

**SPECIAL ORDER REQUIREMENTS:** Special production runs require minimum order quantities of 400 feet for sizes through 4" and 200 feet for sizes above 4". If a special transfer label is required, contact Gates Corporation for minimum quantity.

Specific cut lengths available through the Cut Length Program. Contact Customer Service for details.

**REMNANT LENGTHS:** Remnant lengths are sometimes available in popular sizes at a discount. Contact Gates Corporation for pricing, order requirements and availability.

**STANDARDS:** Tube meets FDA requirements.

ACID-CHEMICAL

AIR AND MULTI-PURPOSE

FOOD AND BEVERAGE

MARINE

MATERIAL HANDLING

MINING

OILFIELD

PETROLEUM TRANSFER

PRESSURE WASHER

STEAM

WATER


CLAMPS

COUPLINGS AND FERRULES

HOSE FINDER

CHEMICAL RESISTANCE TABLE





Food and Beverage Hose

Master-Flex® 200CL

(Specification 7744)

ACID-CHEMICAL
AIR AND MULTI-PURPOSE
FOOD AND BEVERAGE
MARINE
MATERIAL HANDLING
MINING
OILFIELD
PETROLEUM TRANSFER
PRESSURE WASHER
STEAM
WATER
CLAMPS
COUPLINGS AND FERRULES
HOSE FINDER
CHEMICAL RESISTANCE TABLE

Nom. I.D.	⊖	Nom. O.D.	⊖	Max. W.P.*	⊖	Suction*	⊖	Min. Bend Radius	⊖	Wt. Per Ft.	⊖	Standard Pack	Stock (X) or Minimum Order Qty.	Gates Item No.	List Price Per Ft.
(In.)	(mm)	(In.)	(mm)	(psi)	(MPa)	(In. Hg)	(mm Hg)	(In.)	(mm)	(Lbs.)	(Kg)				
1	25.4	1.29	32.8	100	.69	28.0	711	3.0	76	.30	.14	100 ft.	X	7744-4101	\$5.46
1 1/4	31.8	1.56	39.6	90	.62	28.0	711	4.0	102	.38	.17	100 ft.	X	7744-4102	6.92
1 1/2	38.1	1.84	46.7	90	.62	28.0	711	5.0	127	.48	.22	100 ft.	X	7744-4103	7.56
2	50.8	2.39	60.7	70	.48	28.0	711	6.0	152	.71	.32	100 ft.	X	7744-4104	11.52
2 1/2	63.5	2.92	74.2	65	.45	28.0	711	8.0	203	.97	.44	100 ft.	X	7744-4105	16.44
3	76.2	3.46	87.9	60	.41	28.0	711	9.0	229	1.27	.58	100 ft.	X	7744-4106	20.99
4	101.6	4.56	115.8	50	.34	28.0	711	12.0	305	2.00	.91	100 ft.	X	7744-4107	36.11

NOTE: \* Working Pressure and Suction at +72°F (+22°C).

**RECOMMENDED FOR:** Transfer of bulk food products via suction, pneumatic or gravity systems where sanitary hose is required.

**TEMPERATURE:** -10°F to +130°F (-23°C to +55°C) continuous service.

**CONSTRUCTION:** **Tube:** Type G (PVC). Sanitary FDA. Clear. Smooth.

**Reinforcement:** Rigid thermoplastic reinforcement. Clear.

**Cover:** Type G (PVC). Sanitary FDA. Clear. Smooth.

**Design Factor:** 3:1

**COUPLINGS:** 1, 6, 7 or 49. Reference the Hose Coupling Section.

**PACKAGING:** All lengths coiled and wrapped in polyethylene.

**BRANDING:** Unlabeled.

**SPECIAL ORDER REQUIREMENTS:** None.

**REMNANT LENGTHS:** None.

**STANDARDS:** Meets FDA requirements, 3A-Class 3 and USDA.





## Food and Beverage Hose

# Master-Flex® 201CR

(Specification 7744)

Nom. I.D.	⊖	Nom. O.D.	⊖	Max. W.P.*	⊖	Suction*	⊖	Min. Bend Radius	⊖	Wt. Per Ft.	⊖	Standard Pack	Stock (X) or Minimum Order Qty.	Gates Item No.	List Price Per Ft.
(In.)	(mm)	(In.)	(mm)	(psi)	(MPa)	(In. Hg)	(mm Hg)	(In.)	(mm)	(Lbs.)	(Kg)				
1	25.4	1.26	32.0	40	.28	28.0	711	2.0	51	.14	.06	100 ft.	X	7744-4301	\$4.98
1 1/4	31.8	1.61	40.9	50	.34	28.0	711	3.0	76	.28	.13	100 ft.	X	7744-4302	5.39
1 1/2	38.1	1.82	46.2	50	.34	28.0	711	3.0	76	.37	.17	100 ft.	X	7744-4303	6.33
2	50.8	2.44	62.0	40	.28	28.0	711	4.0	102	.57	.26	100 ft.	X	7744-4304	8.73
2 1/2	63.5	2.98	75.7	40	.28	28.0	711	5.0	127	.77	.35	100 ft.	X	7744-4305	14.07
3	76.2	3.54	89.9	35	.24	28.0	711	6.0	152	1.04	.47	100 ft.	X	7744-4306	18.17
4	101.6	4.65	118.1	35	.24	28.0	711	8.0	203	1.65	.75	100 ft.	X	7744-4307	33.11

NOTE: \* Working Pressure and Suction at +72°F (+22°C).

**RECOMMENDED FOR:** Transfer of bulk food products via suction, pneumatic or gravity systems where sanitary hose is required.

**TEMPERATURE:** -10°F to +130°F (-23°C to +55°C) continuous service.

**CONSTRUCTION:**  
**Tube:** Type G (PVC). Sanitary FDA. Clear. Smooth.  
**Reinforcement:** Rigid thermoplastic helix. Clear.  
**Cover:** Type G (PVC). Sanitary FDA. Clear. Corrugated.  
**Design Factor:** 3:1

**COUPLINGS:** 1, 6, 7 or 49. Reference the Hose Coupling Section.

**PACKAGING:** All lengths coiled and wrapped in polyethylene.

**BRANDING:** Unlabeled.

**SPECIAL ORDER REQUIREMENTS:** None.

**REMNANT LENGTHS:** None.

**STANDARDS:** Meets FDA requirements and USDA.

ACID-CHEMICAL

AIR AND MULTI-PURPOSE

FOOD AND BEVERAGE

MARINE

MATERIAL HANDLING

MINING

OILFIELD

PETROLEUM TRANSFER

PRESSURE WASHER

STEAM

WATER

CLAMPS

COUPLINGS AND FERRULES

HOSE FINDER

CHEMICAL RESISTANCE TABLE







Food and Beverage Hose

Master-Flex® 202SW

(Specification 7744)

ACID-CHEMICAL
AIR AND MULTI-PURPOSE
FOOD AND BEVERAGE
MARINE
MATERIAL HANDLING
MINING
OILFIELD
PETROLEUM TRANSFER
PRESSURE WASHER
STEAM
WATER
CLAMPS
COUPLINGS AND FERRULES
HOSE FINDER
CHEMICAL RESISTANCE TABLE

Nom. I.D.	⊖	Nom. O.D.	⊖	Max. W.P.*	⊖	Suction*	⊖	Min. Bend Radius	⊖	Wt. Per Ft.	⊖	Standard Pack	Stock (X) or Minimum Order Qty.	Gates Item No.	List Price Per Ft.
(In.)	(mm)	(In.)	(mm)	(psi)	(MPa)	(In. Hg)	(mm Hg)	(In.)	(mm)	(Lbs.)	(Kg)				
2	50.8	2.37	60.2	40	.28	28.0	711	4.0	102	.58	.26	100 ft.	X	7744-4420	\$16.29
2 1/2	63.5	3.01	76.5	40	.28	28.0	711	4.0	102	.85	.39	100 ft.	X	7744-4425	21.39
3	76.2	3.62	91.9	35	.24	28.0	711	6.0	152	1.02	.46	100 ft.	X	7744-4430	28.53
4	101.6	4.54	115.3	35	.24	28.0	711	8.0	203	1.36	.62	100 ft.	X	7744-4440	40.91

NOTE: \* Working Pressure and Suction at +72°F (+22°C).

**RECOMMENDED FOR:** Transfer of bulk food products via suction, pneumatic or gravity systems where sanitary hose is required. Used in pneumatic conveying systems for powders, pellets or granular materials where a static conductive hose is needed.

**TEMPERATURE:** -10°F to +130°F (-23°C to +55°C) continuous service.

**CONSTRUCTION:** **Tube:** Type G (PVC). Sanitary FDA. Clear. Smooth.  
**Reinforcement:** Rigid thermoplastic helix. Clear. Embedded static wire to prevent a build up of static electricity.  
**Cover:** Type G (PVC). Sanitary FDA. Clear. Corrugated.  
**Design Factor:** 3:1

**COUPLINGS:** 1, 6, 7 or 49. Reference the Hose Coupling Section.

**PACKAGING:** All lengths coiled and wrapped in polyethylene.


**BRANDING:** Unlabeled.

**SPECIAL ORDER REQUIREMENTS:** None.

**REMNANT LENGTHS:** None.

**STANDARDS:** Meets FDA requirements and USDA.





## Food and Beverage Hose

## Tufflex® Food (Specification 7744)

Nom. I.D.	⊘	Nom. O.D.	⊘	Max. W.P.*	⊕	Suction*	⊘	Min. Bend Radius	R <sub>27</sub>	Wt. Per Ft.	⚖	Standard Pack	Stock (X) or Minimum Order Qty.	Gates Item No.	List Price Per Ft.
(In.)	(mm)	(In.)	(mm)	(psi)	(MPa)	(In. Hg)	(mm Hg)	(In.)	(mm)	(Lbs.)	(Kg)				
1/4	6.4	.47	11.9	250	1.72	—	—	—	—	.07	.03	300 ft.	X	7744-4501	\$1.17
3/8	9.5	.63	16.0	200	1.38	—	—	—	—	.11	.05	300 ft.	X	7744-4502	1.58
1/2	12.7	.75	19.1	200	1.38	—	—	—	—	.13	.06	300 ft.	X	7744-4503	1.88
5/8	15.9	.88	22.4	200	1.38	—	—	—	—	.15	.07	300 ft.	X	7744-4504	2.40
3/4	19.1	1.03	26.2	150	1.03	—	—	—	—	.20	.09	300 ft.	X	7744-4505	2.82
1	25.4	1.31	33.3	125	.86	—	—	—	—	.32	.15	100 ft.	X	7744-4506	4.70
1 1/4	31.8	1.75	44.5	100	.69	—	—	—	—	.63	.29	100 ft.	1,000 ft.	7744-4507	8.49
1 1/2	38.1	2.00	50.8	75	.52	—	—	—	—	.74	.34	100 ft.	1,000 ft.	7744-4508	11.13
2	50.8	2.50	63.5	75	.52	—	—	—	—	1.00	.45	100 ft.	1,000 ft.	7744-4509	15.53

NOTE: \* Working Pressure and Suction at +72°F (+22°C).

**RECOMMENDED FOR:** Transferring compressed liquid and air in food and beverage applications. Approved for use in USDA meat and poultry plants. Non-toxic, FDA formula approved for food processing. Also suitable for potable water transfer.

**TEMPERATURE:** -10°F to +130°F (-23°C to +55°C) continuous service.

**CONSTRUCTION:** **Tube:** Type G (PVC). Non-toxic. Clear.  
**Reinforcement:** Synthetic reinforcement.  
**Cover:** Type G (PVC). Non-toxic. Clear. Smooth.  
**Design Factor:** 4:1

**COUPLINGS:** Stainless Steel Food Grade.

**PACKAGING:** All lengths coiled and wrapped in polyethylene.

**BRANDING:** "Made In Japan"

**SPECIAL ORDER REQUIREMENTS:** Special production runs require minimum order quantities of 1,000 feet per size. No deviations allowed to above product.

**REMNANT LENGTHS:** None.

**STANDARDS:** Meets FDA requirements and USDA.

ACID-CHEMICAL

AIR AND MULTI-PURPOSE

FOOD AND BEVERAGE

MARINE

MATERIAL HANDLING

MINING

OILFIELD

PETROLEUM TRANSFER

PRESSURE WASHER

STEAM

WATER

CLAMPS

COUPLINGS AND FERRULES

HOSE FINDER

CHEMICAL RESISTANCE TABLE





Marine Hose

**Barricade™**  
**(Carbureted Engines)**

(Specification 4219BG)

ACID-CHEMICAL
AIR AND MULTI-PURPOSE
FOOD AND BEVERAGE
<b>MARINE</b>
MATERIAL HANDLING
MINING
OILFIELD
PETROLEUM TRANSFER
PRESSURE WASHER
STEAM
WATER
CLAMPS
COUPLINGS AND FERRULES
HOSE FINDER
CHEMICAL RESISTANCE TABLE

Nom. I.D.	⊖	Nom. O.D.	⊖	Max. W.P.	⊖	Suction	⊖	Min. Bend Radius	⊖	Wt. Per Ft.	⊖	Standard Pack	Stock (X) or Minimum Order Qty.	Gates Item No.	List Price Per Ft.
(In.)	(mm)	(In.)	(mm)	(psi)	(MPa)	(In. Hg)	(mm Hg)	(In.)	(mm)	(Lbs.)	(Kg)				
3/16	4.8	.41	10.4	50	.345	24.0	609.6	2.17	55	.05	.03	550	X	4219-5520	\$2.52
1/4	6.4	.50	12.7	50	.345	24.0	609.6	2.56	65	.09	.04	550	X	4219-5521	2.63
5/16	7.9	.56	14.2	50	.345	24.0	609.6	2.95	75	.10	.05	550	X	4219-5522	2.95
3/8	9.5	.62	15.8	50	.345	24.0	609.6	3.35	85	.12	.05	550	X	4219-5523	3.29
1/2	12.7	.78	19.8	35	.241	10.0	254	4.72	120	.16	.07	550	25,000 ft.	4219-5524	4.88

**RECOMMENDED FOR:** Carbureted engines in cars, light trucks, off-road vehicles and small engines where a barrier fuel hose is required. Gasoline, Gasoline/Ethanol (E10, E15, E85), 100% Methanol only (Methanol blends not recommended). Diesel, Diesel/Bio-Diesel blends, 100% Bio-Diesel (SME, RME, and PME Bio-Diesels are acceptable).

**TEMPERATURE:** -40°F to +212°F (-40°C to +100°C) for bio-diesel use (up to B100).  
-40°F to +257°F (-40°C to +125°C) continuous service (Does not apply for bio-diesel use).

**CONSTRUCTION:** **Tube:** Fuel resistant, synthetic rubber, black, with thermo plastic barrier.  
**Reinforcement:** Spiral textile.  
**Cover:** Synthetic rubber.  
**Design Factor:** 5:1

**COUPLINGS:** 75 Gates GLX®, GLP, beaded end with clamp, aluminum crimp ferrules with GC stem, and SAEJ2044 quick-connect stems (barb must be suitable for rubber hose). Reference the Hose Coupling Section.

**PACKAGING:** All sizes packaged on exact 550' Reels. Maximum 4 pieces. Minimum length 30'.

**BRANDING:** Continuous ink brand. Example: "GATES® Barricade™ GreenShield™ FUEL HOSE 1/4 INCH (6.4mm) NOT FOR FUEL INJECTION SYSTEMS 50PSI WP CARB No. Q-09-019 4219BG SAE J30R14T1 EPA COMPLIANT 15 grams/m2/day BGTSPLINEBG1 CARB No. Q-09-019 SAE J30R14T1 MADE IN USA"

**SPECIAL ORDER REQUIREMENTS:** Special production runs require minimum order quantities of 25,000 feet.  
**REMNANT LENGTHS:** None.

**STANDARDS:** CARB small engine off-road (CARB certificate Q-09-019).  
EPA Non-Road Fuel Lines (EPA Verify Family Name: BGTSPLINEBG1 for 2011, CGTSPLINEBG1 for 2012).  
Meets SAEJ30R14T1.





## Marine Hose

# Barricade™ (Fuel Injection)

(Specification 4219BF)

Nom. I.D.	⊖	Nom. O.D.	⊕	Max. W.P.	⊕	Suction	⊖	Min. Bend Radius	⊕	Wt. Per Ft.	⊕	Standard Pack	Stock (X) or Minimum Order Qty.	Gates Item No.	List Price Per Ft.
(In.)	(mm)	(In.)	(mm)	(psi)	(MPa)	(In. Hg)	(mm Hg)	(In.)	(mm)	(Lbs.)	(Kg)				
1/4	6.4	.50	12.7	225	1.55	24.0	609.6	2.5	65	.09	.04	550	X	4219-5651	\$3.82
5/16	7.9	.56	14.2	225	1.55	24.0	609.6	2.9	75	.10	.05	550	X	4219-5652	4.42
3/8	9.5	.62	15.8	225	1.55	24.0	609.6	3.3	85	.12	.05	550	X	4219-5653	5.01

**RECOMMENDED FOR:** Any fuel injected engine application (1985 and newer) in cars, light trucks, off-road vehicles and small engines where a barrier fuel hose is required. Gasoline, Gasoline/Ethanol (E10, E15, E85), 100% Methanol only (Methanol blends not recommended). Diesel, Diesel/Bio-Diesel blends, 100% Bio-Diesel (SME, RME, and PME Bio-Diesels are acceptable).

**TEMPERATURE:** -40°F to +275°F (-40°C to +135°C) continuous service (including bio-diesel).  
-40°F to +302°F (-40°C to +150°C) intermittent service (excluding bio-diesel).

**CONSTRUCTION:** **Tube:** Fuel resistant, synthetic rubber, black, with thermo plastic barrier.  
**Reinforcement:** Spiral textile.  
**Cover:** Synthetic rubber.  
**Design Factor:** 5:1

**COUPLINGS:** 75 Gates GLX®, GLP, beaded end with clamp, aluminum crimp ferrules with GC stem, and SAEJ2044 quick-connect stems (barb must be suitable for rubber hose). Reference the Hose Coupling Section.

**PACKAGING:** All sizes packaged on exact 550' Reels. Maximum 4 pieces. Minimum length 30'.

**BRANDING:** Continuous ink label. Example: "GATES® FUEL INJECTION HOSE 1/4 INCH (6.4mm) 225 PSI WP BARRICADE™ GreenShield™ Technology (MULTI-FUEL and BIO-FUEL COMPATIBLE) CARB No. Q-09-019 4219BF EPA COMPLIANT 15 grams/m2/day BGTSPLINEBF1 CARB No. Q-09-019 MADE IN USA".

**SPECIAL ORDER REQUIREMENTS:** Special production runs require minimum order quantities of 25,000 feet.  
**REMNANT LENGTHS:** None.

**STANDARDS:** CARB small engine off-road (CARB certificate Q-09-019).  
EPA Non-Road Fuel Lines (EPA Verify Family Name: GTSPLINEBF1)  
Exceeds SAEJ30R14 (except kink) with SAE J30R12 burst.  
Meets Gates GTS-05-067 high-pressure fuel line specification and Caterpillar CAT 1E4340 (Type A and B) diesel and bio-diesel specification.

ACID-CHEMICAL

AIR AND MULTI-PURPOSE

FOOD AND BEVERAGE

MARINE

MATERIAL HANDLING

MINING

OILFIELD

PETROLEUM TRANSFER

PRESSURE WASHER

STEAM

WATER

CLAMPS

COUPLINGS AND FERRULES

HOSE FINDER

CHEMICAL RESISTANCE TABLE





Marine Hose

75W (Standard Wall Coolant)

(Specification 4175EC)

ACID-CHEMICAL
AIR AND MULTI-PURPOSE
FOOD AND BEVERAGE
MARINE
MATERIAL HANDLING
MINING
OILFIELD
PETROLEUM TRANSFER
PRESSURE WASHER
STEAM
WATER
CLAMPS
COUPLINGS AND FERRULES
HOSE FINDER
CHEMICAL RESISTANCE TABLE

Nom. I.D.	⌀	Nom. O.D.	⌀	Max. W.P.	⊕	Suction	⊕	Min. Bend Radius	⊕	Wt. Per Ft.	⊕	Standard Pack	Stock (X) or Minimum Order Qty.	Gates Item No.	List Price Per Ft.
(In.)	(mm)	(In.)	(mm)	(psi)	(MPa)	(In. Hg)	(mm Hg)	(In.)	(mm)	(Lbs.)	(Kg)				
3/4	19.1	1.17	29.7	80	.55	5.0	127	6.0	152	.37	.17	50 ft.	X	4175-0855	\$11.43
7/8	22.2	1.25	31.8	75	.52	7.0	178	7.0	178	.39	.18	50 ft.	X	4175-0856	11.67
1	25.4	1.38	35.1	140	.97	7.0	178	8.0	203	.42	.19	50 ft.	X	4175-0857	13.32
1 1/8	28.6	1.50	38.1	125	.86	6.0	152	8.0	203	.47	.21	50 ft.	X	4175-0859	13.92
1 1/4	31.8	1.63	41.4	100	.69	5.0	127	12.0	305	.51	.23	50 ft.	X	4175-0861	14.63
1 3/8	34.9	1.75	44.5	100	.69	4.0	102	12.0	305	.56	.25	50 ft.	400 ft.	4175-0863	15.57
1 1/2	38.1	1.88	47.8	100	.69	3.0	76	12.0	305	.60	.27	50 ft.	X	4175-0865	16.07
1 5/8	41.3	2.00	50.8	90	.62	2.0	51	15.0	381	.63	.29	50 ft.	X	4175-0867	16.59
1 3/4	44.5	2.13	54.1	75	.52	1.0	25	15.0	381	.67	.30	50 ft.	X	4175-0869	16.91
1 7/8	47.6	2.25	57.2	75	.52	—	—	—	—	.72	.33	50 ft.	X	4175-0871	17.33
2	50.8	2.39	60.7	60	.41	—	—	—	—	.76	.35	50 ft.	X	4175-0872	18.30
2 1/8	54.0	2.51	63.8	60	.41	—	—	—	—	.79	.36	50 ft.	400 ft.	4175-0873	19.56
2 1/4	57.2	2.64	67.1	60	.41	—	—	—	—	.84	.38	50 ft.	X	4175-0874	19.92
2 3/8	60.3	2.76	70.1	60	.41	—	—	—	—	.88	.40	50 ft.	X	4175-0875	20.16
2 1/2	63.5	2.89	73.4	60	.41	—	—	—	—	.92	.42	50 ft.	X	4175-0876	21.08
2 5/8	66.7	3.02	76.7	60	.41	—	—	—	—	.96	.44	50 ft.	400 ft.	4175-0877	23.39
2 3/4	69.9	3.14	79.8	60	.41	—	—	—	—	1.00	.45	50 ft.	X	4175-0878	24.90
2 7/8	73.0	3.26	82.8	60	.41	—	—	—	—	1.05	.48	50 ft.	400 ft.	4175-0879	25.32
3	76.2	3.39	86.1	50	.34	—	—	—	—	1.09	.50	50 ft.	X	4175-0880	26.19
3 1/2	88.9	3.89	98.8	20	.14	—	—	—	—	1.18	.54	50 ft.	X	4175-0883	29.28
4	101.6	4.39	111.5	12	.08	—	—	—	—	1.34	.61	50 ft.	X	4175-0886	33.90
4 1/2	114.3	4.89	124.2	12	.08	—	—	—	—	1.52	.69	50 ft.	X	4175-0889	37.80

**RECOMMENDED FOR:** Open end water discharge applications and coolant connections on marine and stationary engines.

**TEMPERATURE:** -40°F to +257°F (-40°C to +125°C) continuous service.

**CONSTRUCTION:** **Tube:** Type P (EPDM). Black.  
**Reinforcement:** Multiple plies of synthetic fabric.  
**Cover:** Type P (EPDM). Black with white spiral stripe. Heat and ozone resistant.  
**Design Factor:** 4:1

**COUPLINGS:** 5, 6 or 7. Reference the Hose Coupling Section.

**PACKAGING:** 50' length coiled and wrapped in polyethylene.  
 50' carton: 7/8" through 1" sizes only.

**BRANDING:** Continuous transfer label. Example: "GATES® 75W 2 1/2 60 PSI WP Made In U.S.A."

**SPECIAL ORDER REQUIREMENTS:** Special production runs require minimum order quantities of 400 feet for sizes through 4" and 200 feet for sizes above 4". If a special transfer label is required, contact Gates Corporation for minimum quantity.

**REMNANT LENGTHS:** Remnant lengths are sometimes available in popular sizes at a discount. Contact Gates Corporation for pricing, order requirements and availability.

**STANDARDS:** Meets SAE 20R1, Class D-2, tube and cover, standard wall.  
**Cover:** ARPM (Class C) Limited oil resistance.





## Marine Hose

# 76W (Heavy Wall Coolant)

(Specification 4176HD)

Nom. I.D.	⊘	Nom. O.D.	⊘	Max. W.P.	⊕	Suction	⊘	Min. Bend Radius	R <sub>2</sub>	Wt. Per Ft.	⚖	Standard Pack	Stock (X) or Minimum Order Qty.	Gates Item No.	List Price Per Ft.
(In.)	(mm)	(In.)	(mm)	(psi)	(MPa)	(In. Hg)	(mm Hg)	(In.)	(mm)	(Lbs.)	(Kg)				
7/8	22.2	1.38	35.1	175	1.21	15.0	381	7.0	178	.58	.26	50 ft.	X	4176-0856	\$15.33
1	25.4	1.50	38.1	175	1.21	10.0	254	8.0	203	.62	.28	50 ft.	X	4176-0857	16.13
1 1/8	28.6	1.63	41.4	175	1.21	10.0	254	8.0	203	.68	.31	50 ft.	X	4176-0859	17.15
1 1/4	31.8	1.74	44.5	125	.86	10.0	254	12.0	305	.70	.32	50 ft.	X	4176-0861	18.17
1 3/8	34.9	1.88	47.8	110	.76	10.0	254	12.0	305	.76	.35	50 ft.	X	4176-0863	19.35
1 1/2	38.1	2.00	50.8	112	.77	10.0	254	12.0	305	.81	.37	50 ft.	X	4176-0865	19.98
1 5/8	41.3	2.13	54.1	106	.73	7.0	178	14.0	356	.87	.40	50 ft.	X	4176-0867	21.15
1 3/4	44.5	2.25	57.2	100	.69	5.0	127	15.0	381	.93	.42	50 ft.	X	4176-0869	21.81
1 7/8	47.6	2.38	60.5	94	.65	4.0	102	—	—	.98	.45	50 ft.	400 ft.	4176-0871	23.21
2	50.8	2.50	63.5	88	.61	3.0	76	—	—	1.00	.45	50 ft.	X	4176-0872	25.11
2 1/4	57.2	2.74	69.9	88	.61	1.0	25	—	—	1.03	.47	50 ft.	X	4176-0874	28.61
2 3/8	60.3	2.88	73.2	81	.56	—	—	—	—	1.07	.49	50 ft.	400 ft.	4176-0875	31.46
2 1/2	63.5	3.00	76.2	75	.52	—	—	—	—	1.09	.50	50 ft.	X	4176-0876	34.22
2 5/8	66.7	3.13	79.5	69	.48	—	—	—	—	1.16	.53	50 ft.	400 ft.	4176-0877	35.94
2 3/4	69.9	3.25	82.6	63	.43	—	—	—	—	1.19	.54	50 ft.	X	4176-0878	37.70
2 7/8	73.0	3.38	85.9	63	.43	—	—	—	—	1.26	.57	50 ft.	400 ft.	4176-0879	38.40
3	76.2	3.50	88.9	63	.43	—	—	—	—	1.30	.59	50 ft.	X	4176-0880	38.54
3 1/2	88.9	4.00	101.6	50	.34	—	—	—	—	1.50	.68	50 ft.	X	4176-0883	47.45
4	101.6	4.50	114.3	38	.26	—	—	—	—	1.69	.77	50 ft.	X	4176-0886	53.33

**RECOMMENDED FOR:** Water discharge at higher pressures than are possible with 75W and for heavy duty use on coolant connections on marine and stationary engines.

**TEMPERATURE:** -40°F to +257°F (-40°C to +125°C) continuous service.

**CONSTRUCTION:** **Tube:** Type P (EPDM). Black.  
**Reinforcement:** Multiple plies of synthetic fabric.  
**Cover:** Type P (EPDM). Black. Heat and ozone resistant.  
**Design Factor:** 4:1

**COUPLINGS:** 1, 5, 6 or 7. Reference the Hose Coupling Section.

**PACKAGING:** 50' length coiled and wrapped in polyethylene.  
 50' carton: 7/8" size only.

**BRANDING:** Continuous transfer label. Example: "GATES® 76W 2 1/2 75 PSI WP Made In U.S.A."

**SPECIAL ORDER REQUIREMENTS:** Special production runs require minimum order quantities of 400 feet per size. If a special transfer label is required, contact Gates Corporation for minimum quantity.

**REMNANT LENGTHS:** Remnant lengths are sometimes available in popular sizes at a discount. Contact Gates Corporation for pricing, order requirements and availability.

**STANDARDS:** Meets SAE 20R1, Class D-2, tube and cover, heavy wall.  
**Cover:** ARPM (Class C) Limited oil resistance.

ACID-CHEMICAL

AIR AND MULTI-PURPOSE

FOOD AND BEVERAGE

MARINE

MATERIAL HANDLING

MINING

OILFIELD

PETROLEUM TRANSFER

PRESSURE WASHER

STEAM

WATER

CLAMPS

COUPLINGS AND FERRULES

HOSE FINDER

CHEMICAL RESISTANCE TABLE







Marine Hose

Engine Coolant  
(Oil Resistant - Softwall)

(Specification 4169A)

Nom. I.D.	⊖	Nom. O.D.	⊘	Max. W.P.	⊕	Suction	⊖	Min. Bend Radius	⊕	Wt. Per Ft.	⊕	Standard Pack	Stock (X) or Minimum Order Qty.	Gates Item No.	List Price Per Ft.
3/4	19.1	1.17	29.7	150	1.03	—	—	6.0	152	.34	.15	3 ft.	X	4169-0210	\$15.32
7/8	22.2	1.30	33.0	150	1.03	—	—	7.0	178	.38	.17	3 ft.	X	4169-0220	15.72
1	25.4	1.42	36.1	135	.93	—	—	8.0	203	.43	.20	3 ft.	X	4169-0224	16.04
1 1/8	28.6	1.55	39.4	135	.93	—	—	8.0	203	.48	.22	3 ft.	X	4169-0240	16.61
1 1/4	31.8	1.67	42.4	135	.93	—	—	10.0	254	.51	.23	3 ft.	X	4169-0246	17.58
1 3/8	34.9	1.80	45.7	100	.69	—	—	12.0	305	.56	.25	3 ft.	X	4169-0260	18.57
1 1/2	38.1	1.92	48.8	100	.69	—	—	12.0	305	.60	.27	3 ft.	X	4169-0270	19.25
1 5/8	41.3	2.05	52.1	85	.59	—	—	15.0	381	.63	.29	3 ft.	X	4169-0280	20.28
1 3/4	44.5	2.17	55.1	75	.52	—	—	15.0	381	.68	.31	3 ft.	X	4169-0288	20.96
1 7/8	47.6	2.30	58.4	75	.52	—	—	—	—	.73	.33	3 ft.	X	4169-0300	22.29
2	50.8	2.42	61.5	60	.41	—	—	—	—	.77	.35	3 ft.	X	4169-0484	22.82
2 1/8	54.0	2.55	64.8	60	.41	—	—	—	—	.88	.40	3 ft.	X	4169-0320	24.36
2 1/4	57.2	2.67	67.8	60	.41	—	—	—	—	.93	.42	3 ft.	X	4169-0491	25.46
2 3/8	60.3	2.80	71.1	60	.41	—	—	—	—	.97	.44	3 ft.	X	4169-0340	26.18
2 1/2	63.5	2.92	74.2	60	.41	—	—	—	—	1.02	.46	3 ft.	X	4169-0345	27.93
2 5/8	66.7	3.05	77.5	60	.41	—	—	—	—	1.07	.49	3 ft.	200 ft.	4169-0360	30.32
2 3/4	69.9	3.17	80.5	60	.41	—	—	—	—	1.12	.51	3 ft.	X	4169-0362	32.22
2 7/8	73.0	3.30	83.8	55	.38	—	—	—	—	1.16	.53	3 ft.	200 ft.	4169-0376	32.90
3	76.2	3.42	86.9	50	.34	—	—	—	—	1.20	.55	3 ft.	X	4169-0383	34.04
3 1/4	82.6	3.67	93.2	35	.24	—	—	—	—	1.30	.59	3 ft.	200 ft.	4169-0402	36.05
3 1/2	88.9	3.92	99.6	10	.07	—	—	—	—	1.40	.64	3 ft.	X	4169-0420	37.92
4	101.6	4.42	112.3	10	.07	—	—	—	—	1.69	.77	3 ft.	X	4169-0425	43.97
4 1/2	114.3	4.92	125.0	10	.07	—	—	—	—	1.90	.86	3 ft.	200 ft.	4169-0433	49.25

**RECOMMENDED FOR:** Open end water discharge applications and coolant connections on marine and stationary engines where oil resistance is required.

**TEMPERATURE:** -40°F to +212°F (-40°C to +100°C) continuous service.

**CONSTRUCTION:** **Tube:** Type C (Nitrile). Black. Oil and heat resistant.  
**Reinforcement:** Two plies of synthetic fabric.  
**Cover:** Type A (Neoprene). Black.  
**Design Factor:** 4:1

**COUPLINGS:** 1, 5, 6 or 7. Reference the Hose Coupling Section.

**PACKAGING:** 3' per carton.

**BRANDING:** Continuous transfer label. Example: "GATES® 4169A 3/4 150 PSI WP MADE IN USA"

**SPECIAL ORDER REQUIREMENTS:** Special production runs require minimum order quantities of 200 feet.

**REMNANT LENGTHS:** None.

**STANDARDS:** Meets requirements of SAE 20R1, Class B Tube, Class C Cover.

**Tube:** ARPM (Class B) Medium oil resistance.  
**Cover:** ARPM (Class C) Limited oil resistance.

ACID-CHEMICAL

AIR AND MULTI-PURPOSE

FOOD AND BEVERAGE

MARINE

MATERIAL HANDLING

MINING

OILFIELD

PETROLEUM TRANSFER

PRESSURE WASHER

STEAM

WATER

CLAMPS

COUPLINGS AND FERRULES

HOSE FINDER

CHEMICAL RESISTANCE TABLE





## Marine Hose

# Engine Coolant (Wire Inserted - Hardwall)

(Specification 4685WG)

Nom. I.D.	⊖	Nom. O.D.	⊖	Max. W.P.	⊖	Suction	⊖	Min. Bend Radius	⊖	Wt. Per Ea.	⊖	Standard Pack	Stock (X) or Minimum Order Qty.	Gates Item No.	List Price Per Ea.
(In.)	(mm)	(In.)	(mm)	(psi)	(MPa)	(In. Hg)	(mm Hg)	(In.)	(mm)	(Lbs.)	(Kg)				
1	25.4	1.46	37.1	100	.69	25.0	635	2.0	51	2.50	1.13	5 ft.	X	4685-2016	\$158.49
1 1/8	28.6	1.58	40.1	100	.69	25.0	635	2.5	64	5.30	1.25	5 ft.	X	4685-2018	166.83
1 1/4	31.8	1.71	43.4	100	.69	25.0	635	2.5	64	3.13	1.36	5 ft.	X	4685-2020	180.36
1 3/8	34.9	1.83	46.5	85	.59	25.0	635	3.0	76	3.25	1.47	5 ft.	X	4685-2022	182.87
1 1/2	38.1	1.96	49.8	85	.59	20.0	508	3.5	89	3.62	1.59	5 ft.	X	4685-2024	185.54
1 5/8	41.3	2.08	52.8	75	.52	20.0	508	3.5	89	3.88	1.70	5 ft.	X	4685-2026	206.25
1 3/4	44.5	2.21	56.1	75	.52	20.0	508	4.0	102	5.07	1.81	5 ft.	X	4685-2028	221.12
1 7/8	47.6	2.33	59.2	60	.41	20.0	508	4.5	114	5.24	1.93	5 ft.	X	4685-2030	225.80
2	50.8	2.46	62.5	60	.41	20.0	508	4.5	114	5.07	2.16	5 ft.	X	4685-2032	233.46
2 1/8	54.0	2.58	65.5	55	.38	20.0	508	5.5	140	5.35	2.29	5 ft.	X	4685-2034	239.15
2 1/4	57.2	2.71	68.8	55	.38	20.0	508	5.5	140	5.62	2.40	5 ft.	X	4685-2036	244.67
2 3/8	60.3	2.83	71.9	50	.34	20.0	508	6.5	165	5.91	2.52	5 ft.	X	4685-2038	256.52
2 1/2	63.5	2.96	75.2	50	.34	20.0	508	6.5	165	6.15	2.63	5 ft.	X	4685-2040	270.05
2 5/8	66.7	3.08	78.2	40	.28	15.0	381	7.5	191	6.45	2.74	5 ft.	X	4685-2042	273.72
2 3/4	69.9	3.21	81.5	40	.28	15.0	381	7.5	191	6.30	2.86	5 ft.	X	4685-2044	290.42
2 7/8	73.0	3.33	84.6	40	.28	15.0	381	9.0	229	7.01	2.99	5 ft.	X	4685-2046	297.27
3	76.2	3.43	87.1	40	.28	15.0	381	9.0	229	6.56	3.11	5 ft.	X	4685-2048	307.79
3 1/2	88.9	3.93	99.8	35	.24	15.0	381	12.0	305	7.56	3.58	5 ft.	X	4685-2056	343.70
4	101.6	4.43	112.5	30	.21	10.0	254	20.0	508	8.57	4.06	5 ft.	X	4685-2064	374.25
5	127.0	5.43	137.9	15	.10	5.0	127	24.0	610	13.45	6.10	5 ft.	X	4685-2080	494.00
6	152.4	6.43	163.3	15	.10	5.0	127	30.0	762	15.00	7.26	5 ft.	X	4685-2096	558.14

**RECOMMENDED FOR:** Open end water discharge applications and coolant on marine and stationary engines where tight bends or suction capability are required.

**TEMPERATURE:** -40°F to +257°F (-40°C to +125°C) continuous service.

**CONSTRUCTION:**  
**Tube:** Type P (EPDM). Black.  
**Reinforcement:** Multiple plies of synthetic fabric and two built-in helical steel wires.  
**Cover:** Type P (EPDM). Black with green spiral stripe.  
**Design Factor:** 4:1

**COUPLINGS:** 1, 5, 6 or 7. Reference the Hose Coupling Section.

**PACKAGING:** 5' per carton.

**BRANDING:** Continuous transfer label. Example: "GATES® 24916 GREEN STRIPE® WIGS COOLANT & AIR 1" I.D. (25.4mm) MADE IN USA"

**SPECIAL ORDER REQUIREMENTS:** Special production runs require minimum order quantities of 200 feet.

**REMNANT LENGTHS:** None.

**STANDARDS:** Meets requirements of SAE 20R2 (20R5 Burst).  
**Tube:** Meets D-1 and D-2. Meets D3 except for air age.  
**Cover:** Meets D-1 and D-2.

ACID-CHEMICAL

AIR AND MULTI-PURPOSE

FOOD AND BEVERAGE

MARINE

MATERIAL HANDLING

MINING

OILFIELD

PETROLEUM TRANSFER

PRESSURE WASHER

STEAM

WATER

CLAMPS

COUPLINGS AND FERRULES

HOSE FINDER

CHEMICAL RESISTANCE TABLE





Marine Hose

Engine Coolant (Silicone)

(Specification 4171)

ACID-CHEMICAL
AIR AND MULTI-PURPOSE
FOOD AND BEVERAGE
<b>MARINE</b>
MATERIAL HANDLING
MINING
OILFIELD
PETROLEUM TRANSFER
PRESSURE WASHER
STEAM
WATER
CLAMPS
COUPLINGS AND FERRULES
HOSE FINDER
CHEMICAL RESISTANCE TABLE

Nom. I.D.	⊖	Nom. O.D.	⊕	Max. W.P.	⊕	Suction	⊖	Min. Bend Radius	⊕	Wt. Per Ft.	⊕	Standard Pack	Stock (X) or Minimum Order Qty.	Gates Item No.	List Price Per Ft.
(In.)	(mm)	(In.)	(mm)	(psi)	(MPa)	(In. Hg)	(mm Hg)	(In.)	(mm)	(Lbs.)	(Kg)				
3/8	9.5	.74	18.8	110	.76	—	—	—	—	.19	.09	10 ft.	X	4171-0195	\$31.61
1/2	12.7	.87	22.1	110	.76	—	—	—	—	.23	.26	10 ft.	X	4171-0197	36.05
5/8	15.9	.99	25.2	110	.76	—	—	—	—	.27	.12	10 ft.	X	4171-0204	38.64
3/4	19.1	1.12	28.5	110	.76	—	—	—	—	.31	.14	10 ft.	X	4171-0206	42.68
7/8	22.2	1.24	31.5	110	.76	—	—	—	—	.35	.16	10 ft.	X	4171-0210	45.68
1	25.4	1.37	34.8	90	.62	—	—	—	—	.40	.18	10 ft.	X	4171-0213	48.21
1 1/8	28.6	1.50	38.1	90	.62	—	—	—	—	.44	.20	10 ft.	X	4171-0217	50.90
1 1/4	31.8	1.63	41.4	85	.59	—	—	—	—	.48	.22	10 ft.	X	4171-0265	53.90
1 3/8	34.9	1.75	44.5	85	.59	—	—	—	—	.52	.24	10 ft.	X	4171-0260	56.75
1 1/2	38.1	1.88	47.8	85	.59	—	—	—	—	.57	.26	10 ft.	X	4171-0270	59.54
1 5/8	41.3	2.00	50.8	80	.55	—	—	—	—	.61	.28	10 ft.	X	4171-0275	62.54
1 3/4	44.5	2.13	54.1	80	.55	—	—	—	—	.65	.30	10 ft.	X	4171-0280	65.58
2	50.8	2.38	60.5	75	.52	—	—	—	—	.73	.33	10 ft.	X	4171-0285	71.07
2 1/8	54.0	2.51	63.8	75	.52	—	—	—	—	.77	.35	10 ft.	X	4171-0224	75.05
2 1/4	57.2	2.63	66.8	75	.52	—	—	—	—	.81	.37	10 ft.	X	4171-0223	78.99
2 3/8	60.3	2.75	69.9	65	.45	—	—	—	—	.91	.41	10 ft.	X	4171-0229	80.96
2 1/2	63.5	2.88	73.2	65	.45	—	—	—	—	.96	.44	10 ft.	X	4171-0234	83.96
2 3/4	69.9	3.13	79.5	50	.34	—	—	—	—	1.04	.47	10 ft.	X	4171-0238	90.21
3	76.2	3.38	85.9	50	.34	—	—	—	—	1.17	.53	10 ft.	X	4171-0246	100.71
3 1/4	82.6	3.63	92.2	40	.28	—	—	—	—	1.27	.58	10 ft.	X	4171-0249	111.36
3 1/2	88.9	3.88	98.6	35	.24	—	—	—	—	1.36	.62	10 ft.	X	4171-0241	120.11
3 3/4	95.3	4.13	104.9	35	.24	—	—	—	—	1.44	.65	10 ft.	200 ft.	4171-0835	126.11
4	101.6	4.38	111.3	35	.24	—	—	—	—	1.54	.70	10 ft.	X	4171-0290	133.92
4 1/2	114.3	4.88	124.0	25	.17	—	—	—	—	1.73	.79	10 ft.	X	4171-0295	149.96

- RECOMMENDED FOR:** Open end water discharge and coolant connections on marine and stationary engines where extremely high and low temperature resistance is required.
- TEMPERATURE:** -65°F to +347°F (-54°C to +175°C) continuous service.
- CONSTRUCTION:** **Tube:** Type MQ (Silicone). Orange.  
**Reinforcement:** Multiple plies of synthetic fabric.  
**Cover:** Type MQ (Silicone). Green.  
**Design Factor:** 4:1
- COUPLINGS:** 1, 5, 6 or 7. Reference the Hose Coupling Section.
- PACKAGING:** 10' per carton.
- BRANDING:** Unlabeled.
- SPECIAL ORDER REQUIREMENTS:** Special production runs require minimum order quantities of 200 feet.
- REMNANT LENGTHS:** None.
- STANDARDS:** Meets requirements of SAE 20R1, Class A standard wall.





## Marine Hose

## Heater Hose

(Specification 4230T)

Nom. I.D.	⊖	Nom. O.D.	⊖	Max. W.P.	⊖	Suction		Min. Bend Radius		Wt. Per Ft.		Standard Pack	Stock (X) or Minimum Order Qty.	Gates Item No.	List Price Per Ft.
						(In. Hg)	(mm Hg)	(In.)	(mm)	(Lbs.)	(Kg)				
5/16	7.9	.62	15.8	75	.52	25.0	635	2.0	51	.15	.07	Reel	X	4230-0193	\$1.58
3/8	9.5	.69	17.5	75	.52	25.0	635	2.5	64	.17	.08	Carton	X	4230-0129	1.62
1/2	12.7	.81	20.6	75	.52	25.0	635	3.0	76	.23	.10	Reel	X	4230-0060	1.82
5/8	15.9	.94	23.9	75	.52	25.0	635	4.0	102	.25	.11	Reel	X	4230-0135	2.06
3/4	19.1	1.06	26.9	75	.52	25.0	635	5.0	127	.29	.13	Carton	X	4230-0134	2.51
1	25.4	1.34	34.0	75	.52	25.0	635	7.0	178	.40	.18	Carton	X	4230-0150	3.38

**RECOMMENDED FOR:** Standard heater lines and small diameter coolant connections.

**TEMPERATURE:** -40°F to +257°F (-40°C to +125°C) continuous service.

**CONSTRUCTION:**  
**Tube:** Type P (EPDM). Black.  
**Reinforcement:** Synthetic, high tensile textile cord.  
**Cover:** Type P (EPDM). Black.  
**Design Factor:** 4:1

**COUPLINGS:** 1, 5, 6 or 7. Reference the Hose Coupling Section.

**PACKAGING:**  
 5/16": Packaged in 600' to 800' reels. Maximum 4 pieces. Minimum length 25'.  
 3/8": Packaged 500' per carton. Maximum 2 pieces. Minimum length 25'.  
 1/2": Packaged in 600' to 800' reels. Maximum 4 pieces. Minimum length 25'.  
 5/8": Packaged 300' per reel. Maximum 2 pieces. Minimum length 25'.  
 3/4": Packaged 200' per carton. Maximum 2 pieces. Minimum length 25'.  
 1": Packaged 600' per carton. Maximum 2 pieces. Minimum length 25'.

**BRANDING:** Continuous ink brand. Example: "GATES® EB 4230T 1 INCH (25.4mm) MADE IN U.S.A."

**SPECIAL ORDER REQUIREMENTS:** Special production runs require minimum order quantities of 25,000 feet.

**REMNANT LENGTHS:** None.

**STANDARDS:** Meets requirements of SAE 20R3 Class D-2 (except durometer and compression set).

ACID-CHEMICAL

AIR AND MULTI-PURPOSE

FOOD AND BEVERAGE

MARINE

MATERIAL HANDLING

MINING

OILFIELD

PETROLEUM TRANSFER

PRESSURE WASHER

STEAM

WATER

CLAMPS

COUPLINGS AND FERRULES

HOSE FINDER

CHEMICAL RESISTANCE TABLE





Marine Hose

Wet Exhaust (Softwall)

(Specification 3137ME)

ACID-CHEMICAL
AIR AND MULTI-PURPOSE
FOOD AND BEVERAGE
MARINE
MATERIAL HANDLING
MINING
OILFIELD
PETROLEUM TRANSFER
PRESSURE WASHER
STEAM
WATER
CLAMPS
COUPLINGS AND FERRULES
HOSE FINDER
CHEMICAL RESISTANCE TABLE

Nom. I.D.	⊖	Nom. O.D.	⊖	Max. W.P.	⚡	Suction	⊖	Min. Bend Radius	⚡	Wt. Per Ea.	⚖	Standard Pack	Stock (X) or Minimum Order Qty.	Gates Item No.	List Price Per Ea.
(In.)	(mm)	(In.)	(mm)	(psi)	(MPa)	(In. Hg)	(mm Hg)	(In.)	(mm)	(Lbs.)	(Kg)				
1 1/8	28.6	1.40	35.6	100	.69	—	—	—	—	5.59	2.54	12 1/2 ft.	X	3137-1207	\$217.50
1 1/4	31.8	1.53	38.9	100	.69	—	—	—	—	6.07	2.76	12 1/2 ft.	X	3137-1209	228.38
1 3/8	34.9	1.69	42.9	100	.69	—	—	—	—	6.58	2.99	12 1/2 ft.	X	3137-1213	243.38
1 1/2	38.1	1.78	45.2	100	.69	—	—	—	—	7.12	3.24	12 1/2 ft.	X	3137-1215	251.07
1 5/8	41.3	1.91	48.5	100	.69	—	—	—	—	7.63	3.47	12 1/2 ft.	X	3137-1217	259.32
1 3/4	44.5	2.03	51.6	100	.69	—	—	—	—	8.15	3.70	12 1/2 ft.	X	3137-1219	264.20
1 7/8	47.6	2.19	55.6	100	.69	—	—	—	—	8.63	3.92	12 1/2 ft.	X	3137-1221	270.75
2	50.8	2.32	58.9	100	.69	—	—	—	—	9.18	4.17	12 1/2 ft.	X	3137-1223	285.95
2 1/8	54.0	2.45	62.2	100	.69	—	—	—	—	9.69	4.40	12 1/2 ft.	X	3137-1225	305.63
2 1/4	57.2	2.57	65.3	100	.69	—	—	—	—	10.00	4.55	12 1/2 ft.	X	3137-1227	311.25
2 3/8	60.3	2.69	68.3	100	.69	—	—	—	—	10.70	4.86	12 1/2 ft.	X	3137-1229	315.00
2 1/2	63.5	2.82	71.6	100	.69	—	—	—	—	11.24	5.11	12 1/2 ft.	X	3137-1231	329.25
2 5/8	66.7	2.95	74.9	100	.69	—	—	—	—	11.79	5.36	12 1/2 ft.	X	3137-1233	365.45
2 3/4	69.9	3.09	78.5	100	.69	—	—	—	—	12.29	5.59	12 1/2 ft.	X	3137-1235	389.07
2 7/8	73.0	3.23	82.0	100	.69	—	—	—	—	12.80	5.82	12 1/2 ft.	X	3137-1237	395.63
3	76.2	3.36	85.3	100	.69	—	—	—	—	14.45	6.57	12 1/2 ft.	X	3137-1239	409.32
3 1/2	88.9	3.86	98.0	100	.69	—	—	—	—	16.63	7.56	12 1/2 ft.	X	3137-1245	457.50
4	101.6	4.36	110.7	100	.69	—	—	—	—	18.57	8.44	12 1/2 ft.	X	3137-1249	529.70
4 1/2	114.3	4.86	123.4	100	.69	—	—	—	—	21.00	9.55	12 1/2 ft.	X	3137-1252	590.63
5	127.0	5.37	136.4	100	.69	—	—	—	—	23.35	10.61	12 1/2 ft.	X	3137-1253	699.95
6	152.4	6.38	162.1	100	.69	—	—	—	—	27.14	12.34	12 1/2 ft.	X	3137-1254	909.95

**RECOMMENDED FOR:** Heavy-duty fabric reinforced. Designed for use where wire support is not required. Meets marine water and wet exhaust hose requirements. May be used for engine water circulation, discharge lines, heat exchangers and straight wet exhaust connections.

**TEMPERATURE:** -40°F to +257°F (-40°C to +125°C) continuous service.

**CONSTRUCTION:** **Tube:** Type P (EPDM). Black.  
**Reinforcement:** Two plies of synthetic fabric.  
**Cover:** Type P (EPDM). Black with blue spiral stripe.  
**Design Factor:** 4:1

**PACKAGING:** All lengths packaged in polyethylene wrap.

**BRANDING:** Continuous transfer label. Example: "GATES® MARINE WET EXHAUST SOFTWALL 100 PSI WP MADE IN U.S.A."

**SPECIAL ORDER REQUIREMENTS:** Special production runs require minimum order quantities of 200 feet.

**REMNANT LENGTHS:** None.

**STANDARDS:** Meets requirements of SAE J2006 R1.





## Marine Hose

# Wet Exhaust (Hardwall)

(Specification 4686ME)

Nom. I.D.	⊘	Nom. O.D.	⊘	Max. W.P.	⚙️	Suction		Min. Bend Radius	⚙️	Wt. Per Ea.	⚖️	Standard Pack	Stock (X) or Minimum Order Qty.	Gates Item No.	List Price Per Ea.
(In.)	(mm)	(In.)	(mm)	(psi)	(MPa)	(In. Hg)	(mm Hg)	(In.)	(mm)	(Lbs.)	(Kg)				
1 1/8	28.6	1.50	38.1	100	.69	25.0	635	2.5	64	7.31	3.36	12 1/2 ft.	X	4686-0602	\$326.25
1 1/4	31.8	1.63	41.4	100	.69	25.0	635	2.5	64	7.92	3.64	12 1/2 ft.	X	4686-0604	342.57
1 3/8	34.9	1.75	44.5	100	.69	25.0	635	3.0	76	8.55	3.93	12 1/2 ft.	X	4686-0606	365.07
1 1/2	38.1	1.88	47.8	100	.69	20.0	508	3.5	89	9.19	4.22	12 1/2 ft.	X	4686-0608	376.70
1 5/8	41.3	2.00	50.8	100	.69	20.0	508	3.5	89	9.69	4.45	12 1/2 ft.	X	4686-0610	389.07
1 3/4	44.5	2.12	53.9	100	.69	20.0	508	4.0	102	10.46	4.79	12 1/2 ft.	X	4686-0612	396.38
1 7/8	47.6	2.24	56.9	100	.69	20.0	508	4.5	114	11.09	5.09	12 1/2 ft.	X	4686-0614	406.13
2	50.8	2.36	59.9	100	.69	20.0	508	5.0	127	11.90	5.40	12 1/2 ft.	X	4686-0616	429.00
2 1/8	54.0	2.49	63.3	100	.69	20.0	508	5.5	140	12.98	5.70	12 1/2 ft.	X	4686-0618	458.45
2 1/4	57.2	2.63	66.8	100	.69	20.0	508	6.0	152	13.04	5.99	12 1/2 ft.	X	4686-0620	466.88
2 3/8	60.3	2.75	69.9	100	.69	20.0	508	6.5	165	14.45	6.63	12 1/2 ft.	X	4686-0622	472.50
2 1/2	63.5	2.90	73.7	100	.69	20.0	508	6.5	165	15.14	6.95	12 1/2 ft.	X	4686-0624	493.88
2 5/8	66.7	3.02	76.7	100	.69	15.0	381	7.0	178	15.80	7.26	12 1/2 ft.	X	4686-0626	548.25
2 3/4	69.9	3.22	81.8	100	.69	15.0	381	7.5	191	16.48	7.57	12 1/2 ft.	X	4686-0628	583.70
2 7/8	73.0	3.42	86.9	100	.69	15.0	381	8.0	203	21.06	7.87	12 1/2 ft.	X	4686-0630	593.45
3	76.2	3.54	89.9	100	.69	15.0	381	9.0	229	1.55	—	200 ft.	400 ft.	4686-0656	49.13
3	76.2	3.54	89.9	100	.69	15.0	381	9.0	229	19.34	8.80	12 1/2 ft.	X	4686-0632	614.07
3 1/2	88.9	4.04	102.6	100	.69	15.0	381	12.0	305	1.78	—	200 ft.	400 ft.	4686-0657	54.90
3 1/2	88.9	4.04	102.6	100	.69	15.0	381	12.0	305	22.23	10.12	12 1/2 ft.	X	4686-0638	686.25
4	101.6	4.54	115.3	100	.69	10.0	254	20.0	508	27.54	12.52	12 1/2 ft.	X	4686-0640	794.63
4 1/2	114.3	5.04	128.0	100	.69	10.0	254	22.0	559	30.79	14.01	12 1/2 ft.	X	4686-0642	885.95
5	127.0	5.54	140.7	100	.69	5.0	127	24.0	610	33.93	15.44	12 1/2 ft.	X	4686-0643	1050.00
5 1/2	139.7	6.04	153.4	100	.69	5.0	127	—	—	39.14	17.82	12 1/2 ft.	X	4686-0645	1203.75
6	152.4	6.68	169.7	100	.69	5.0	127	—	—	40.22	18.31	12 1/2 ft.	X	4686-0646	1365.00

NOTE: 4686-0656 and 4686-0657 are priced per foot.

**RECOMMENDED FOR:** Heavy-duty fabric-reinforced hose with a helical steel wire reinforcement to meet marine water and wet exhaust hose requirements. May be used for engine water circulation, discharge lines, heat exchangers and wet exhaust connections.

**TEMPERATURE:** -40°F to +257°F (-40°C to +125°C) continuous service.

**CONSTRUCTION:**  
**Tube:** Type P (EPDM). Black.  
**Reinforcement:** Two plies of synthetic fabric and two built-in helical steel wires.  
**Cover:** Type P (EPDM). Black with blue spiral stripe.  
**Design Factor:** 4:1

**PACKAGING:** All lengths packaged in polyethylene wrap.

**BRANDING:** Continuous transfer label. Example: "GATES® MARINE WET EXHAUST HARDWALL 100 PSI WP SAE J2006R2 MADE IN U.S.A."

**SPECIAL ORDER REQUIREMENTS:** Special production runs require minimum order quantities of 200 feet.

**REMNANT LENGTHS:** None.

**STANDARDS:** Meets requirements of SAE J2006 R2.

ACID-CHEMICAL

AIR AND MULTI-PURPOSE

FOOD AND BEVERAGE

MARINE

MATERIAL HANDLING

MINING

OILFIELD

PETROLEUM TRANSFER

PRESSURE WASHER

STEAM

WATER

CLAMPS

COUPLINGS AND FERRULES

HOSE FINDER

CHEMICAL RESISTANCE TABLE







Marine Hose

**4684CF**  
**(Wet Exhaust - Corrugated)**

(Specification 4684CF)

ACID-CHEMICAL
AIR AND MULTI-PURPOSE
FOOD AND BEVERAGE
<b>MARINE</b>
MATERIAL HANDLING
MINING
OILFIELD
PETROLEUM TRANSFER
PRESSURE WASHER
STEAM
WATER
CLAMPS
COUPLINGS AND FERRULES
HOSE FINDER
CHEMICAL RESISTANCE TABLE

Nom. I.D.	⊖	Nom. O.D.	⊖	Max. W.P.	⊖	Suction	⊖	Min. Bend Radius	⊖	Wt. Per Ft.	⊖	Standard Pack	Stock (X) or Minimum Order Qty.	Gates Item No.	List Price Per Ft.
(In.)	(mm)	(In.)	(mm)	(psi)	(MPa)	(In. Hg)	(mm Hg)	(In.)	(mm)	(Lbs.)	(Kg)				
1	25.4	1.44	36.6	100	.69	25.0	635	3.0	76	.51	.23	10 ft.	X	4684-1540	\$19.80
1 1/8	28.6	1.56	39.6	100	.69	25.0	635	4.0	102	.56	.25	10 ft.	X	4684-1545	21.44
1 1/4	31.8	1.69	42.9	100	.69	25.0	635	4.0	102	.61	.28	10 ft.	X	4684-1551	22.61
1 3/8	34.9	1.81	46.0	85	.59	25.0	635	4.0	102	.66	.30	10 ft.	X	4684-1556	23.25
1 1/2	38.1	1.94	49.3	85	.59	25.0	635	4.0	102	.70	.32	10 ft.	X	4684-1561	23.72
1 5/8	41.3	2.06	52.3	75	.52	20.0	508	5.0	127	.75	.34	10 ft.	X	4684-1601	24.02
1 3/4	44.5	2.19	55.6	75	.52	20.0	508	5.0	127	.80	.36	10 ft.	X	4684-1611	25.41
1 7/8	47.6	2.31	58.7	60	.41	20.0	508	5.0	127	.85	.39	10 ft.	X	4684-1651	26.90
2	50.8	2.44	62.0	60	.41	20.0	508	5.0	127	.90	.41	10 ft.	X	4684-1660	28.07
2 1/8	54.0	2.56	65.0	55	.38	20.0	508	6.0	152	.95	.43	10 ft.	X	4684-1670	29.10
2 1/4	57.2	2.69	68.3	55	.38	20.0	508	6.0	152	1.00	.45	10 ft.	X	4684-1680	30.60
2 3/8	60.3	2.81	71.4	50	.34	20.0	508	7.0	178	1.06	.48	10 ft.	X	4684-1690	32.91
2 1/2	63.5	2.94	74.7	50	.34	20.0	508	7.0	178	1.11	.50	10 ft.	X	4684-1700	33.84
2 5/8	66.7	3.06	77.7	40	.28	15.0	381	9.0	229	1.16	.53	10 ft.	X	4684-1711	34.29
2 3/4	69.9	3.19	81.0	40	.28	15.0	381	10.0	254	1.21	.55	10 ft.	X	4684-1720	34.58
2 7/8	73.0	3.31	84.1	40	.28	15.0	381	11.0	279	1.26	.57	10 ft.	X	4684-1730	35.75
3	76.2	3.44	87.4	40	.28	15.0	381	12.0	305	1.32	.60	10 ft.	X	4684-1740	36.57
3	76.2	3.44	87.4	40	.28	15.0	381	12.0	305	1.54	.57	200 ft.	200 ft.	4684-1706	36.57
3 1/2	88.9	4.06	103.1	35	.24	15.0	381	17.0	432	1.50	.68	10 ft.	X	4684-1750	41.45
3 1/2	88.9	4.06	103.1	35	.24	15.0	381	17.0	432	1.36	.66	200 ft.	200 ft.	4684-1707	41.45
4	101.6	4.44	112.8	30	.21	10.0	254	24.0	610	1.65	.75	10 ft.	X	4684-1760	43.74
4 1/2	114.3	4.94	125.5	25	.17	5.0	127	27.0	686	1.85	.84	10 ft.	200 ft.	4684-1764	47.63
4 1/2	114.3	4.94	125.5	25	.17	5.0	127	27.0	914	1.84	.84	200 ft.	200 ft.	4684-1708	47.63
5	127.0	5.44	138.2	15	.10	5.0	127	30.0	762	2.02	.92	10 ft.	200 ft.	4684-1766	51.51
5	127.0	5.44	138.2	15	.10	5.0	127	30.0	1016	2.21	.92	200 ft.	200 ft.	4684-1709	51.51
6	152.4	6.46	164.1	15	.10	5.0	127	36.0	914	2.40	1.09	10 ft.	200 ft.	4684-1722	59.27

**RECOMMENDED FOR:** Marine wet exhaust and general purpose applications. Suitable for coolant lines where tight bends are required.

**TEMPERATURE:** -40°F to +212°F (-40°C to +100°C) continuous service.

**CONSTRUCTION:** **Tube:** Type C (Nitrile). Black. Oil and heat resistant.  
**Reinforcement:** Synthetic fabric with built-in wire.  
**Cover:** Type A (Neoprene). Black with red spiral stripe. Oil and heat resistant.  
**Design Factor:** 4:1

**PACKAGING:** 1", 1 1/4", 1 3/8", 1 1/2", 1 5/8", 1 7/8": Packaged 5 each 10' coils in a carton.  
 3 1/2" through 6": Packaged in straight lengths in woven fiber.  
 All other sizes: Packaged 10' per carton.

**BRANDING:** Continuous transfer label every 10 ft. Example: "GATES® 4684CF Engine Coolant-Marine Wet Exhaust 2 Inch Made In U.S.A."

**SPECIAL ORDER REQUIREMENTS:** For enlarged or straight ends, contact Gates Corporation for pricing.  
 Special production runs require minimum order quantities of 200 feet per size. Lengths can be as short as one foot, but minimum billing is for ten feet.

**REMNANT LENGTHS:** None.

**STANDARDS:** Meets requirements of SAE 20R2, SAE 20R5, SAE J2006.  
**Tube:** ARPM (Class B) Medium oil resistance.  
**Cover:** ARPM (Class C) Limited oil resistance.





## Marine Hose

# C5M Fuel Line (USCG Type A)

(Specification 3658F)

Nom. I.D.	⊖	Nom. O.D.	⊖	Max. W.P.	⊖	Suction	⊖	Min. Bend Radius	⊖	Wt. Per Ft.	⊖	Standard Pack	Stock (X) or Minimum Order Qty.	Gates Item No.	List Price Per Ft.
(In.)	(mm)	(In.)	(mm)	(psi)	(MPa)	(In. Hg)	(mm Hg)	(In.)	(mm)	(Lbs.)	(Kg)				\$*
1/4	6.4	.58	14.7	500	3.45	20.0	508	1.3	33	.21	.10	Reel	X	3658-1965	\$*
5/16	7.9	.67	17.0	500	3.45	20.0	508	1.3	33	.27	.12	Reel	X	3658-1969	*
13/32	10.3	.77	19.6	500	3.45	20.0	508	1.8	46	.29	.13	Reel	X	3658-1973	*
1/2	12.7	.92	23.4	500	3.45	20.0	508	2.3	58	.40	.18	Reel	X	3658-1977	*
5/8	15.9	1.08	27.4	500	3.45	20.0	508	2.8	71	.51	.23	Reel	X	3658-1981	*
7/8	22.2	1.23	31.2	500	3.45	20.0	508	3.5	89	.51	.23	Reel	X	3658-1985	*

NOTE: \* Refer to Hydraulic Price Sheet (35096-00) for Prices.

**RECOMMENDED FOR:** All commercial and recreational vessel fuel line applications. Suitable for marine diesel, gasoline, B100 Bio diesel, gasohol fuels and hot oil applications.

**TEMPERATURE:** -4°F to +212°F (-20°C to +100°C) continuous service.

**CONSTRUCTION:**  
**Tube:** Type C (Nitrile). Black. Oil and heat resistant.  
**Reinforcement:** Braided, high tensile steel wire.  
**Cover:** Type C2 (Modified Nitrile). Blue.  
**Design Factor:** 4:1

**COUPLINGS:** Brass or Carbon Steel C5 Field Attachable couplings reference Gates Hydraulic catalog #35093.

**PACKAGING:**  
 1/4" and 5/16": Packaged in 385' reels. Maximum 4 pieces. Minimum length 10'.  
 13/32": Packaged in 330' reels. Maximum 3 pieces. Minimum length 10'.  
 1/2": Packaged in 275' reels. Maximum 3 pieces. Minimum length 10'.  
 5/8": Packaged in 220' reels. Maximum 3 pieces. Minimum length 10'.  
 7/8": Packaged in 165' reels. Maximum 3 pieces. Minimum length 10'.

**BRANDING:** Continuous transfer label. Example: "GATES® 8 C5M SAEJ1527 USCG TYPE A1 ISO 7840-A1 HOSE 500 PSI (3.45MPa) FLAME RESISTANT USMSHA 2G-IC-11C/18"

**SPECIAL ORDER REQUIREMENTS:** Special production runs require minimum order quantities of 5,000 feet.

**REMNANT LENGTHS:** None.

**STANDARDS:** Hose is NMMA type accepted.  
 Meets requirements of SAE J1942 and SAE J1527, USCG Type A, Class 1, Style R3, SAE J30R2, MSHA and ABS.

**Tube:** ARPM (Class A) High oil resistance.  
**Cover:** ARPM (Class C) Limited oil resistance.

ACID-CHEMICAL

AIR AND MULTI-PURPOSE

FOOD AND BEVERAGE

MARINE

MATERIAL HANDLING

MINING

OILFIELD

PETROLEUM TRANSFER

PRESSURE WASHER

STEAM

WATER

CLAMPS

COUPLINGS AND FERRULES

HOSE FINDER

CHEMICAL RESISTANCE TABLE





Marine Hose

Fuel Line (USCG Type A1)

(Specification 4219M)

ACID-CHEMICAL
AIR AND MULTI-PURPOSE
FOOD AND BEVERAGE
MARINE
MATERIAL HANDLING
MINING
OILFIELD
PETROLEUM TRANSFER
PRESSURE WASHER
STEAM
WATER
CLAMPS
COUPLINGS AND FERRULES
HOSE FINDER
CHEMICAL RESISTANCE TABLE

25 Foot Lengths

Nom. I.D.	⊖	Nom. O.D.	⊕	Max. W.P.	⊕	Suction	⊖	Min. Bend Radius	⊕	Wt. Per Ea.	⊕	Standard Pack	Stock (X) or Minimum Order Qty.	Gates Item No.	List Price Per Ea.
(In.)	(mm)	(In.)	(mm)	(psi)	(MPa)	(In. Hg)	(mm Hg)	(In.)	(mm)	(Lbs.)	(Kg)				
1/4	6.4	.64	16.3	40	.28	28.0	711	2.5	64	4.73	1.94	25 ft.	X	4219-4145	\$154.76
5/16	7.9	.70	17.8	40	.28	28.0	711	3.0	76	5.08	2.20	25 ft.	X	4219-4565	180.53
3/8	9.5	.77	19.6	40	.28	28.0	711	3.0	76	6.10	2.50	25 ft.	X	4219-4385	210.02
1/2	12.7	.89	22.6	40	.28	28.0	711	5.0	127	7.37	3.03	25 ft.	X	4219-4125	236.76
5/8	15.9	1.01	25.7	40	.28	28.0	711	6.0	152	8.61	3.53	25 ft.	X	4219-4585	282.12

50 Foot Lengths

Nom. I.D.	⊖	Nom. O.D.	⊕	Max. W.P.	⊕	Suction	⊖	Min. Bend Radius	⊕	Wt. Per Ea.	⊕	Standard Pack	Stock (X) or Minimum Order Qty.	Gates Item No.	List Price Per Ea.
(In.)	(mm)	(In.)	(mm)	(psi)	(MPa)	(In. Hg)	(mm Hg)	(In.)	(mm)	(Lbs.)	(Kg)				
1/4	6.4	.64	16.3	40	.28	28.0	711	2.5	64	8.56	3.88	50 ft.	X	4219-4146	\$309.51
5/16	7.9	.70	17.8	40	.28	28.0	711	3.0	76	10.15	4.41	50 ft.	X	4219-4566	361.05
3/8	9.5	.77	19.6	40	.28	28.0	711	3.0	76	11.04	5.01	50 ft.	X	4219-4567	420.03

Reel Lengths

Nom. I.D.	⊖	Nom. O.D.	⊕	Max. W.P.	⊕	Suction	⊖	Min. Bend Radius	⊕	Wt. Per Ea.	⊕	Standard Pack	Stock (X) or Minimum Order Qty.	Gates Item No.	List Price Per Ea.
(In.)	(mm)	(In.)	(mm)	(psi)	(MPa)	(In. Hg)	(mm Hg)	(In.)	(mm)	(Lbs.)	(Kg)				
1/4	6.4	.64	16.3	40	.28	28.0	711	2.5	64	45.36	19.41	250 ft.	X	4219-4140	\$1406.85
5/16	7.9	.70	17.8	40	.28	28.0	711	3.0	76	53.57	22.04	250 ft.	X	4219-4560	1641.12
3/8	9.5	.77	19.6	40	.28	28.0	711	3.0	76	60.99	25.03	250 ft.	X	4219-4380	1909.20
1/2	12.7	.89	22.6	40	.28	28.0	711	5.0	127	73.66	30.23	250 ft.	X	4219-4120	2152.32
5/8	15.9	1.01	25.7	40	.28	28.0	711	6.0	152	86.10	35.30	250 ft.	X	4219-4580	2564.75

**RECOMMENDED FOR:** Flexible connections between rigid fuel distribution lines and engine. Excellent for vent lines and emission control systems. Suitable for marine diesel and gasohol blends of ethanol, methanol and ethers up to 10%.

**TEMPERATURE:** -40°F to +212°F (-40°C to +100°C) continuous service.

**CONSTRUCTION:** **Tube:** Type C (Nitrile). Black. Oil and heat resistant.

**Reinforcement:** Braided, high tensile synthetic cord.

**Cover:** Type A (Neoprene). Black.

**Design Factor:** 4:1

**PACKAGING:** 1/4" through 5/8": Packaged 25' per carton.

1/4" through 5/8": Packaged 50' per carton.

1/4" through 5/8": Packaged in 250'. Maximum of 3 pieces. Minimum length 15'.

**BRANDING:** Continuous ink brand. Example: "GATES® 4219M FUEL LINE USCG TYPE A1 SAE J1527 NMMA TYPE ACCEPTED MADE IN U.S.A."

**SPECIAL ORDER REQUIREMENTS:** Special production runs require minimum order quantities of 5,000 feet. Maximum length is 10 feet.

**REMNANT LENGTHS:** None.

**STANDARDS:** Hose is NMMA type accepted.

Meets requirements of SAE J1527, USCG Type A1, Class 1, Style R1.

**Tube:** ARPM (Class A) High oil resistance.





## Marine Hose

# Fuel Line (USCG Type B)

(Specification 4219N)

### 50 Foot Lengths

Nom. I.D.	⊖	Nom. O.D.	⊕	Max. W.P.	⊕	Suction	⊖	Min. Bend Radius	⊕	Wt. Per Ea.	⊕	Standard Pack	Stock (X) or Minimum Order Qty.	Gates Item No.	List Price Per Ea.
(In.)	(mm)	(In.)	(mm)	(psi)	(MPa)	(In. Hg)	(mm Hg)	(In.)	(mm)	(Lbs.)	(Kg)				
1/4	6.4	.50	12.7	40	.28	28.0	711	2.5	64	4.84	2.20	50 ft.	25,000 ft.	4219-4046	\$173.28
5/16	7.9	.58	14.7	40	.28	28.0	711	3.0	76	6.04	2.75	50 ft.	25,000 ft.	4219-4066	204.83

### 250 Foot Reels

Nom. I.D.	⊖	Nom. O.D.	⊕	Max. W.P.	⊕	Suction	⊖	Min. Bend Radius	⊕	Wt. Per Ea.	⊕	Standard Pack	Stock (X) or Minimum Order Qty.	Gates Item No.	List Price Per Ea.
(In.)	(mm)	(In.)	(mm)	(psi)	(MPa)	(In. Hg)	(mm Hg)	(In.)	(mm)	(Lbs.)	(Kg)				
1/4	6.4	.50	12.7	40	.28	28.0	711	2.5	64	24.19	11.00	250 ft.	X	4219-4040	\$788.79
5/16	7.9	.58	14.7	40	.28	28.0	711	3.0	76	30.19	13.72	250 ft.	X	4219-4060	931.04

**RECOMMENDED FOR:** Flexible connections between rigid fuel distribution lines and engine where the hose is in an open environment on pleasure craft. Excellent for vent lines. Suitable for marine diesel and gasohol blends of ethanol, methanol and ethers up to 10%.

**CAUTION:** Not recommended for concealed applications. Not approved for use on commercial or for-hire craft.

**TEMPERATURE:** -40°F to +250°F (-40°C to +121°C) continuous service.

**CONSTRUCTION:**  
**Tube:** Type C (Nitrile). Black.  
**Reinforcement:** Synthetic, high tensile textile cord.  
**Cover:** Type M (Hypalon). Black.  
**Design Factor:** 4:1

**PACKAGING:** 1/4" and 5/16": 50' per carton.  
 1/4": Packaged in 250' reels. Maximum of 2 pieces. Minimum length 15'.  
 5/16": Packaged in 250' single piece reels.

**BRANDING:** Continuous ink brand. Example: "GATES® 4219N 1/2 INCH MARINE FUEL LINE USCG TYPE B1 SAE J1527 NMMA TYPE ACCEPTED MADE IN U.S.A."

**SPECIAL ORDER REQUIREMENTS:** Special production runs require minimum order quantities of 25,000 feet.  
**REMNANT LENGTHS:** None.

**STANDARDS:** Hose is NMMA type accepted.  
 Meets requirements of SAE J1527, USCG Type B, Class 1, Style R1.  
**Tube:** ARPM (Class A) High oil resistance.

ACID-CHEMICAL

AIR AND MULTI-PURPOSE

FOOD AND BEVERAGE

MARINE

MATERIAL HANDLING

MINING

OILFIELD

PETROLEUM TRANSFER

PRESSURE WASHER

STEAM

WATER

CLAMPS

COUPLINGS AND FERRULES

HOSE FINDER

CHEMICAL RESISTANCE TABLE





Marine Hose

4219G (Fuel Line & Tank Vent)

(Specification 4219G)

ACID-CHEMICAL
AIR AND MULTI-PURPOSE
FOOD AND BEVERAGE
MARINE
MATERIAL HANDLING
MINING
OILFIELD
PETROLEUM TRANSFER
PRESSURE WASHER
STEAM
WATER
CLAMPS
COUPLINGS AND FERRULES
HOSE FINDER
CHEMICAL RESISTANCE TABLE

Nom. I.D.	⊖	Nom. O.D.	⊕	Max. W.P.	⊕	Suction	⊖	Min. Bend Radius	⊕	Wt. Per Ft.	⊕	Standard Pack	Stock (X) or Minimum Order Qty.	Gates Item No.	List Price Per Ft.
(In.)	(mm)	(In.)	(mm)	(psi)	(MPa)	(In. Hg)	(mm Hg)	(In.)	(mm)	(Lbs.)	(Kg)				
3/16	4.8	.41	10.4	50	.34	24.0	610	3.0	76	.07	.03	Reel	X	4219-0093	\$1.62
1/4	6.4	.50	12.7	50	.34	24.0	610	3.0	76	.10	.05	Reel	X	4219-0103	1.82
5/16	7.9	.56	14.2	50	.34	24.0	610	3.0	76	.12	.05	Reel	X	4219-0107	1.97
3/8	9.5	.62	15.8	50	.34	24.0	610	4.0	102	.15	.07	Reel	X	4219-0109	2.09
1/2	12.7	.78	19.8	35	.24	10.0	254	5.0	127	.18	.08	Reel	X	4219-0102	2.85
5/8	15.9	.94	23.9	35	.24	10.0	254	6.0	152	.25	.11	Reel	X	4219-0097	3.90

**RECOMMENDED FOR:** Fuel line applications to provide flexible connections between rigid fuel distribution lines and the engine. Also for use in evaporative emission control systems and as a vent line.

**CAUTION:** Not recommended for fuel injection systems.

**TEMPERATURE:** -40°F to +257°F (-40°C to +125°C) continuous service.

**CONSTRUCTION:** **Tube:** Type C (Nitrile). Black. Oil, gasoline and gasohol resistant.  
**Reinforcement:** Synthetic, high tensile textile.  
**Cover:** Type C2 (NBR/PVC). Black. Fuel, oil, ozone and high temperature resistant.  
**Design Factor:** 4:1

**PACKAGING:** 3/16" through 5/8": Packaged in 450' to 650' reels. Maximum 5 pieces. One piece 25' to 49'. All other pieces 49' and over.

**BRANDING:** Continuous ink label. Example: "GATES® 4219G Fuel Line PCV/EEC 3/8 Inch (9.5mm) SAE 30R7 Made In U.S.A."

**SPECIAL ORDER REQUIREMENTS:** Special production runs require minimum order quantities of 25,000 feet.

**REMNANT LENGTHS:** None.

**STANDARDS:** Exceeds requirements of SAE 30R6 and SAE 30R7.

Hose is NMMA type accepted.

**Tube:** ARPM (Class A) High oil resistance.





## Marine Hose

# 4663K (Fuel Fill - Corrugated)

(Specification 4663K)

Nom. I.D.	⊘	Nom. O.D.	⊘	Max. W.P.	⊕	Suction	⊘	Min. Bend Radius	R <sub>2</sub>	Wt. Per Ft.	⚖	Standard Pack	Stock (X) or Minimum Order Qty.	Gates Item No.	List Price Per Ft.
(In.)	(mm)	(In.)	(mm)	(psi)	(MPa)	(In. Hg)	(mm Hg)	(In.)	(mm)	(Lbs.)	(Kg)				
1 3/8	34.9	1.63	41.4	20	.14	30.0	762	5.0	127	.38	.17	10 ft.	X	4663-2828	\$23.87
1 1/2	38.1	1.77	45.0	20	.14	30.0	762	5.0	127	.41	.19	10 ft.	X	4663-2830	24.68
1 5/8	41.3	1.90	48.3	20	.14	30.0	762	5.5	140	.44	.20	10 ft.	200 ft.	4663-3624	25.25
1 3/4	44.5	2.02	51.3	20	.14	30.0	762	6.0	152	.47	.21	10 ft.	200 ft.	4663-3976	26.18
1 7/8	47.6	2.14	54.4	20	.14	30.0	762	6.0	152	.50	.23	10 ft.	200 ft.	4663-2933	26.85
2	50.8	2.25	57.2	20	.14	30.0	762	7.0	178	.53	.24	10 ft.	X	4663-2930	27.78
2 1/4	57.2	2.50	63.5	20	.14	30.0	762	8.0	203	.59	.27	10 ft.	X	4663-2932	30.03
2 1/2	63.5	2.75	69.9	20	.14	30.0	762	12.0	305	.65	.30	10 ft.	200 ft.	4663-2929	31.64
3	76.2	3.27	83.1	20	.14	30.0	762	—	—	.84	.38	10 ft.	200 ft.	4663-3625	35.63

**RECOMMENDED FOR:** Fuel tank filler applications to provide a flexible connector between fuel tank and fill pipe. Suitable for fill applications on automobiles, trucks, buses and other similar applications where exceptionally flexible hose is required.

**TEMPERATURE:** -40°F to +212°F (-40°C to +100°C) continuous service.

**CONSTRUCTION:** **Tube:** Type C (Nitrile). Black. Oil and heat resistant.

**Reinforcement:** Single ply of synthetic fabric and two built-in helical steel wires.

**Cover:** Type A (Neoprene). Black with white spiral stripe. Fabric reinforcement coated with Neoprene.

**Design Factor:** 4:1

**PACKAGING:** 10' per carton.

**BRANDING:** Continuous transfer label. Example: "GATES® 4663K Fuel Fill Hose Made In U.S.A."

**SPECIAL ORDER REQUIREMENTS:** Special production runs require minimum order quantities of 200 feet. Maximum length is 10 feet.

**REMNANT LENGTHS:** None.

**STANDARDS:** Hose is NMMA type accepted.

Meets requirements of SAE 30R5.

**Tube:** ARPM (Class B) Medium oil resistance.

**Cover:** ARPM (Class C) Limited oil resistance.

ACID-CHEMICAL

AIR AND MULTI-PURPOSE

FOOD AND BEVERAGE

MARINE

MATERIAL HANDLING

MINING

OILFIELD

PETROLEUM TRANSFER

PRESSURE WASHER

STEAM

WATER

CLAMPS

COUPLINGS AND FERRULES

HOSE FINDER

CHEMICAL RESISTANCE TABLE







Marine Hose

Vacuum Tubing

(Specification 4040A)

- ACID-CHEMICAL
- AIR AND MULTI-PURPOSE
- FOOD AND BEVERAGE
- MARINE**
- MATERIAL HANDLING
- MINING
- OILFIELD
- PETROLEUM TRANSFER
- PRESSURE WASHER
- STEAM
- WATER
- CLAMPS
- COUPLINGS AND FERRULES
- HOSE FINDER
- CHEMICAL RESISTANCE TABLE

Nom. I.D.	⊖	Nom. O.D.	⊖	Max. W.P.	Ⓜ	Suction	⊖	Min. Bend Radius	Ⓜ	Wt. Per Ea.	Ⓜ	Standard Pack	Stock (X) or Minimum Order Qty.	Gates Item No.	List Price Per Ea.
(In.)	(mm)	(In.)	(mm)	(psi)	(MPa)	(In. Hg)	(mm Hg)	(In.)	(mm)	(Lbs.)	(Kg)				
7/64	2.8	7/32	5.6	—	—	30.0	762	1.5	38	1.00	.34	50 ft.	X	4040-4101	\$28.31
5/32	4.0	5/16	7.9	—	—	30.0	762	1.5	38	2.24	.66	50 ft.	X	4040-4104	40.82
7/32	5.6	27/64	10.7	—	—	30.0	762	2.0	51	3.66	1.20	50 ft.	X	4040-4107	47.07
1/4	6.4	29/64	11.4	—	—	30.0	762	2.0	51	3.95	1.31	50 ft.	X	4040-4110	54.60
5/16	7.9	1/2	12.7	—	—	30.0	762	2.5	64	1.74	1.44	25 ft.	X	4040-4112	36.84
3/8	9.5	5/8	15.9	—	—	30.0	762	3.0	76	3.60	2.30	25 ft.	X	4040-4113	50.91

**RECOMMENDED FOR:** Ideal for windshield washers and vacuum-operated accessories.

**TEMPERATURE:** -40°F to +257°F (-40°C to +125°C) continuous service.

**CONSTRUCTION:** **Tube:** Type P (EPDM). Black. Heat resistant.  
**Design Factor:** NR

**PACKAGING:** 7/64" through 3/8": Packaged 50' per reel.  
5/16" and 3/8": Packaged 25' per reel.

**BRANDING:** None.

**SPECIAL ORDER REQUIREMENTS:** None.

**REMNANT LENGTHS:** None.

**STANDARDS:** Tested to SAE J1037.





## Material Handling Hose

# 609W (Dry Cement Delivery)

(Specification 3129F, 3129H, 3129L)

### 1/8" Tube Thickness (3129L)

Nom. I.D.	⊖	Nom. O.D.	⊕	Max. W.P.	⊕	Suction	⊖	Min. Bend Radius	⊕	Wt. Per Ft.	⊕	Standard Pack	Stock (X) or Minimum Order Qty.	Gates Item No.	List Price Per Ft.
(In.)	(mm)	(In.)	(mm)	(psi)	(MPa)	(In. Hg)	(mm Hg)	(In.)	(mm)	(Lbs.)	(Kg)				
3	76.2	3.47	88.1	40	.28	—	—	36.0	914	1.30	.59	100 ft.	X	3129-0660	\$26.01
4	101.6	4.47	113.5	40	.28	—	—	48.0	1219	1.71	.78	100 ft.	X	3129-0670	30.29
4 1/2	114.3	4.97	126.2	35	.24	—	—	54.0	1372	1.92	.87	100 ft.	X	3129-0675	32.72
5	127.0	5.47	138.9	30	.21	—	—	60.0	1524	2.12	.96	100 ft.	X	3129-0680	35.79
6	152.4	6.47	164.3	25	.17	—	—	72.0	1829	2.51	1.14	100 ft.	X	3129-0690	42.78
6 5/8	168.3	7.10	180.3	20	.14	—	—	72.0	1829	2.35	1.07	100 ft.	200 ft.	3129-0700	48.17

### 3/16" Tube Thickness (3129H)

Nom. I.D.	⊖	Nom. O.D.	⊕	Max. W.P.	⊕	Suction	⊖	Min. Bend Radius	⊕	Wt. Per Ft.	⊕	Standard Pack	Stock (X) or Minimum Order Qty.	Gates Item No.	List Price Per Ft.
(In.)	(mm)	(In.)	(mm)	(psi)	(MPa)	(In. Hg)	(mm Hg)	(In.)	(mm)	(Lbs.)	(Kg)				
4	101.6	4.61	117.1	60	.41	—	—	48.0	1219	2.11	.96	100 ft.	X	3129-0790	\$34.83

### 1/4" Tube Thickness (3129F)

Nom. I.D.	⊖	Nom. O.D.	⊕	Max. W.P.	⊕	Suction	⊖	Min. Bend Radius	⊕	Wt. Per Ft.	⊕	Standard Pack	Stock (X) or Minimum Order Qty.	Gates Item No.	List Price Per Ft.
(In.)	(mm)	(In.)	(mm)	(psi)	(MPa)	(In. Hg)	(mm Hg)	(In.)	(mm)	(Lbs.)	(Kg)				
4	101.6	4.73	120.1	60	.41	—	—	48.0	1219	2.71	1.23	100 ft.	X	3129-0570	\$39.38

**RECOMMENDED FOR:** Pneumatic transfer of bulk cement and other dry bulk materials.

**TEMPERATURE:** -40°F to +150°F (-40°C to +66°C) continuous service.

**CONSTRUCTION:** **Tube:** Type D3 (Natural Rubber). Black. Static conductive.  
**Reinforcement:** Synthetic, high tensile textile.  
**Cover:** Type D (SBR). Black with gray spiral stripe.  
**Design Factor:** 4:1

**COUPLINGS:** 5, 7, 49 or 78. Reference the Hose Coupling Section.

**PACKAGING:** 100' length coiled and wrapped in polyethylene.

**BRANDING:** Continuous transfer label. Example: "GATES® 609W Dry Cement Delivery - Static Conductive Tube 40 PSI (.28MPa) WP Made In U.S.A."

**SPECIAL ORDER REQUIREMENTS:** Specific cut lengths available through the Cut Length Program. Contact Customer Service for details.

**REMNANT LENGTHS:** Remnant lengths are sometimes available in popular sizes at a discount. Contact Gates Corporation for pricing, order requirements and availability.

ACID-CHEMICAL

AIR AND MULTI-PURPOSE

FOOD AND BEVERAGE

MARINE

MATERIAL HANDLING

MINING

OILFIELD

PETROLEUM TRANSFER

PRESSURE WASHER

STEAM

WATER

CLAMPS

COUPLINGS AND FERRULES

HOSE FINDER

CHEMICAL RESISTANCE TABLE





Material Handling Hose

688SB (Bulk Commodity)

(Specification 4691L)

ACID-CHEMICAL
AIR AND MULTI-PURPOSE
FOOD AND BEVERAGE
MARINE
MATERIAL HANDLING
MINING
OILFIELD
PETROLEUM TRANSFER
PRESSURE WASHER
STEAM
WATER
CLAMPS
COUPLINGS AND FERRULES
HOSE FINDER
CHEMICAL RESISTANCE TABLE

Nom. I.D.	⊖	Nom. O.D.	⊖	Max. W.P.	⊖	Suction	⊖	Min. Bend Radius	⊖	Wt. Per Ft.	⊖	Standard Pack	Stock (X) or Minimum Order Qty.	Gates Item No.	List Price Per Ft.
(In.)	(mm)	(In.)	(mm)	(psi)	(MPa)	(In. Hg)	(mm Hg)	(In.)	(mm)	(Lbs.)	(Kg)				
2	50.8	2.77	70.4	60	.41	30.0	762	16.0	406	1.74	.79	100 ft.	X	4691-0305	\$37.05
2	50.8	2.77	70.4	60	.41	30.0	762	16.0	406	1.74	.79	200 ft.	X	4691-0306	37.05
3	76.2	3.81	96.8	60	.41	30.0	762	24.0	610	2.66	1.21	100 ft.	X	4691-0325	50.87
4	101.6	4.77	121.2	45	.31	30.0	762	32.0	813	3.37	1.53	100 ft.	X	4691-0340	66.39
4	101.6	4.77	121.2	45	.31	30.0	762	32.0	813	3.37	1.53	200 ft.	X	4691-4342	66.39
4 1/2	114.3	5.27	133.9	40	.28	30.0	762	36.0	914	3.70	1.68	50 ft.	X	4691-0355	78.99
5	127.0	5.77	146.6	40	.28	30.0	762	40.0	1016	4.14	1.88	50 ft.	X	4691-0360	85.80
6	152.4	6.76	171.7	40	.28	30.0	762	48.0	1219	5.07	2.30	50 ft.	X	4691-0346	93.35
6	152.4	6.76	171.7	40	.28	30.0	762	48.0	1219	5.07	2.30	200 ft.	X	4691-0349	93.35

**RECOMMENDED FOR:** Transfer of bulk materials via suction, gravity or pneumatic systems where abrasion resistance is the primary requirement. Examples: Dry cement, sand, gravel, feed, seed and slurries.

**TEMPERATURE:** -40°F to +150°F (-40°C to +66°C) continuous service.

**CONSTRUCTION:**  
**Tube:** Type D3 (Natural Rubber). Black. Static conductive. 3/16" thick.  
**Reinforcement:** Synthetic, high tensile textile with steel wire helix.  
**Cover:** Type D (SBR). Black corrugated with gray spiral stripe.  
**Design Factor:** 4:1

**COUPLINGS:** 5, 6, 7, 49 or 78. Reference the Hose Coupling Section.

**PACKAGING:** All lengths coiled and wrapped in polyethylene.

**BRANDING:** Continuous transfer label. Example: "GATES® 688SB Wet-Dry Bulk Commodity 60 PSI (.41MPa) WP Made In U.S.A."

**SPECIAL ORDER REQUIREMENTS:** Special production runs require minimum order quantities of 400 feet for sizes through 4" and 200 feet for sizes above 4". If a special transfer label is required, contact Gates Corporation for minimum quantity.  
 Specific cut lengths available through the Cut Length Program. Contact Customer Service for details.

**REMNANT LENGTHS:** Remnant lengths are sometimes available in popular sizes at a discount. Contact Gates Corporation for pricing, order requirements and availability.





## Material Handling Hose

# Hot Air Blower

(Specification 4691HA, 4691HC)

Nom. I.D.		Nom. O.D.		Max. W.P.		Suction		Min. Bend Radius		Wt. Per Ft.		Standard Pack	Stock (X) or Minimum Order Qty.	Gates Item No.	List Price Per Ft.
(In.)	(mm)	(In.)	(mm)	(psi)	(MPa)	(In. Hg)	(mm Hg)	(In.)	(mm)	(Lbs.)	(Kg)				
1 1/2	38.1	2.08	52.8	130	.90	30.0	762	8.0	203	.89	.40	100 ft.	X	4691-0501	\$24.03
2	50.8	2.58	65.5	125	.86	30.0	762	9.0	229	1.00	.45	100 ft.	X	4691-0502	26.33
2 1/2	63.5	3.08	78.2	110	.76	30.0	762	14.0	356	1.43	.65	100 ft.	X	4691-0503	31.50
3	76.2	3.64	92.5	100	.69	30.0	762	18.0	457	1.63	.74	100 ft.	X	4691-0504	37.22
3 1/2	88.9	4.14	105.2	85	.59	30.0	762	21.0	533	1.95	.89	100 ft.	X	4691-0505	42.06
4	101.6	4.64	117.9	75	.52	30.0	762	24.0	610	2.21	1.00	100 ft.	X	4691-0506	46.22
5	127.0	5.74	145.8	55	.38	30.0	762	30.0	762	3.13	1.42	100 ft.	X	4691-0507	61.89
6	152.4	6.74	171.2	40	.28	30.0	762	36.0	914	4.54	2.05	100 ft.	X	4691-0508	71.16

**RECOMMENDED FOR:** Conveying hot air up to 350°F from blower or compressor to storage tank used in the transfer of dry bulk commodities. Can also be used for transferring mild chemicals at ambient temperatures.

**CAUTION:** -40°F to +125°F (-40°C to +52°C) for mild chemical transfer. For chemicals above 125°F or suitability for use with a specific chemical, contact Denver Product Application at (303) 744-5070.

**TEMPERATURE:** -40°F to +350°F (-40°C to +177°C) for hot air service.

**CONSTRUCTION:**  
**Tube:** Type P (EPDM). Black.  
**Reinforcement:** Synthetic, high tensile textile with steel wire helix.  
**Cover:** Type P (EPDM). Black with yellow spiral stripe.  
**Design Factor:** 4:1

**COUPLINGS:** 5, 7 or 49. Block 49 (Cam and Groove) should not be used for compressed air service and are not recommended for high temperature service. Reference the Hose Coupling Section.

**PACKAGING:** 100' length coiled and wrapped in polyethylene.

**BRANDING:** Continuous transfer label. Example: "GATES® HOT AIR BLOWER 130 PSI (.90MPa) WP Made In U.S.A."

**SPECIAL ORDER REQUIREMENTS:** Special production runs require minimum order quantities of 400 feet for sizes through 4" and 200 feet for sizes above 4". If a special transfer label is required, contact Gates Corporation for minimum quantity.

Specific cut lengths available through the Cut Length Program. Contact Customer Service for details.

**REMNANT LENGTHS:** Remnant lengths are sometimes available in popular sizes at a discount. Contact Gates Corporation for pricing, order requirements and availability.

ACID-CHEMICAL

AIR AND MULTI-PURPOSE

FOOD AND BEVERAGE

MARINE

MATERIAL HANDLING

MINING

OILFIELD

PETROLEUM TRANSFER

PRESSURE WASHER

STEAM

WATER

CLAMPS

COUPLINGS AND FERRULES

HOSE FINDER

CHEMICAL RESISTANCE TABLE





Material Handling Hose

**770SB**  
(Specification 4691V)

ACID-CHEMICAL
AIR AND MULTI-PURPOSE
FOOD AND BEVERAGE
MARINE
<b>MATERIAL HANDLING</b>
MINING
OILFIELD
PETROLEUM TRANSFER
PRESSURE WASHER
STEAM
WATER
CLAMPS
COUPLINGS AND FERRULES
HOSE FINDER
CHEMICAL RESISTANCE TABLE

Nom. I.D.	⊖	Nom. O.D.	⊖	Max. W.P.	⊖	Suction	⊖	Min. Bend Radius	⊖	Wt. Per Ft.	⊖	Standard Pack	Stock (X) or Minimum Order Qty.	Gates Item No.	List Price Per Ft.
(In.)	(mm)	(In.)	(mm)	(psi)	(MPa)	(In. Hg)	(mm Hg)	(In.)	(mm)	(Lbs.)	(Kg)				
1	25.4	1.39	35.3	50	.34	20.0	508	5.0	127	.49	.22	100 ft.	400 ft.	4691-0400	\$21.30
1 1/4	31.8	1.64	41.7	50	.34	20.0	508	5.0	127	.59	.27	100 ft.	X	4691-0405	21.53
1 1/2	38.1	1.89	48.0	50	.34	20.0	508	6.0	152	.68	.31	100 ft.	X	4691-0410	21.99
2	50.8	2.39	60.7	50	.34	20.0	508	8.0	203	.75	.34	100 ft.	X	4691-0420	22.73
2 1/2	63.5	2.89	73.4	50	.34	20.0	508	9.0	229	.91	.41	100 ft.	X	4691-0430	24.36
3	76.2	3.39	86.1	50	.34	20.0	508	10.0	254	1.03	.47	100 ft.	X	4691-0435	26.85
4	101.6	4.39	111.5	50	.34	20.0	508	15.0	381	1.35	.61	100 ft.	X	4691-0440	37.58
5	127.0	5.53	140.5	50	.34	20.0	508	20.0	508	2.27	1.03	50 ft.	X	4691-0450	58.38
6	152.4	6.53	165.9	50	.34	20.0	508	24.0	610	3.20	1.21	50 ft.	X	4691-0455	72.21

**RECOMMENDED FOR:** Light duty vacuum service in industrial and maintenance applications conveying air, dust, fine particles, leaves, grass, etc.

**TEMPERATURE:** -40°F to +150°F (-40°C to +66°C) continuous service.

**CONSTRUCTION:** **Tube:** Type D3 (Natural Rubber). Black. Static conductive.  
**Reinforcement:** Synthetic, high tensile textile with steel wire helix.  
**Cover:** Type D (SBR). Black corrugated with gray spiral stripe.  
**Design Factor:** 4:1

**COUPLINGS:** 5, 6, 7 or 78. Reference the Hose Coupling Section.

**PACKAGING:** All lengths coiled and wrapped in polyethylene.

**BRANDING:** Continuous transfer label. Example: "GATES® 770SB LT WT Vacuum Service Only Made In U.S.A."

**SPECIAL ORDER REQUIREMENTS:** Special production runs require minimum order quantities of 400 feet for sizes through 4" and 200 feet for sizes above 4". If a special transfer label is required, contact Gates Corporation for minimum quantity.  
 Specific cut lengths available through the Cut Length Program. Contact Customer Service for details.

**REMNANT LENGTHS:** Remnant lengths are sometimes available in popular sizes at a discount. Contact Gates Corporation for pricing, order requirements and availability.





## Material Handling Hose

# 429W (Sand Blast)

(Specification 4129A)

Nom. I.D.	⊖		⊕		Max. W.P.	Suction	⊖		Min. Bend Radius	⚖		Standard Pack	Stock (X) or Minimum Order Qty.	Gates Item No.	List Price Per Ft.
	(In.)	(mm)	(In.)	(mm)			(In. Hg)	(mm Hg)		(In.)	(mm)				
1/2	12.7	1.23	31.2	150	1.03	25.0	635	5.0	127	.55	.25	50 ft.	X	4129-0085	\$11.46
3/4	19.1	1.50	38.1	150	1.03	15.0	381	8.0	203	.70	.32	50 ft.	X	4129-0086	15.00
1	25.4	1.87	47.5	150	1.03	5.0	127	12.0	305	.96	.44	50 ft.	X	4129-0100	21.09
1	25.4	1.63	41.4	150	1.03	5.0	127	12.0	305	.70	.32	50 ft.	X	4129-0256	18.53
1 1/4	31.8	2.16	54.9	150	1.03	5.0	127	12.0	305	1.12	.51	50 ft.	X	4129-0105	25.32
1 1/2	38.1	2.37	60.2	135	.93	5.0	127	18.0	457	1.56	.71	50 ft.	X	4129-0150	28.20
2	50.8	2.94	74.7	120	.83	5.0	127	20.0	508	2.00	.91	50 ft.	X	4129-0200	35.72

**RECOMMENDED FOR:** Sand, shot blasting work and wherever abrasive materials are carried at high velocity.

**TEMPERATURE:** -40°F to +150°F (-40°C to +66°C) continuous service.

**CONSTRUCTION:** **Tube:** Type D3 (Natural Rubber). Black. Static conductive.  
**Reinforcement:** Synthetic, high tensile textile.  
**Cover:** Type D (SBR). Black with yellow spiral stripe. All sizes are perforated.  
**Design Factor:** 4:1

**COUPLINGS:** 36. Reference the Hose Coupling Section.

**PACKAGING:** 50' length coiled and wrapped in polyethylene.

**BRANDING:** Continuous transfer label. Example: "GATES® 429W Sandblast 150 PSI (1.03MPa) WP Made In Mexico"

**SPECIAL ORDER REQUIREMENTS:** All sizes are wrapped construction, 50 foot maximum length. Special production runs require minimum order quantities of 600 feet per size. If a special transfer label is required, contact Gates Corporation for minimum quantity.

**REMNANT LENGTHS:** None.

ACID-CHEMICAL

AIR AND MULTI-PURPOSE

FOOD AND BEVERAGE

MARINE

MATERIAL HANDLING

MINING

OILFIELD

PETROLEUM TRANSFER

PRESSURE WASHER

STEAM

WATER

CLAMPS

COUPLINGS AND FERRULES

HOSE FINDER

CHEMICAL RESISTANCE TABLE







Material Handling Hose

Master-Flex® 300 EPDM

(Specification 7744)

ACID-CHEMICAL
AIR AND MULTI-PURPOSE
FOOD AND BEVERAGE
MARINE
MATERIAL HANDLING
MINING
OILFIELD
PETROLEUM TRANSFER
PRESSURE WASHER
STEAM
WATER
CLAMPS
COUPLINGS AND FERRULES
HOSE FINDER
CHEMICAL RESISTANCE TABLE

Nom. I.D.	⊖	Nom. O.D.	⊖	Max. W.P.*	⊖	Suction*	⊖	Min. Bend Radius	⊖	Wt. Per Ft.	⊖	Standard Pack	Stock (X) or Minimum Order Qty.	Gates Item No.	List Price Per Ft.
(In.)	(mm)	(In.)	(mm)	(psi)	(MPa)	(In. Hg)	(mm Hg)	(In.)	(mm)	(Lbs.)	(Kg)				
1	25.4	1.34	34.0	80	.55	28.0	711	4.0	102	.23	.10	100 ft.	X	7744-5201	\$4.76
1 1/4	31.8	1.61	40.9	70	.48	28.0	711	5.0	127	.30	.14	100 ft.	X	7744-5202	6.45
1 1/2	38.1	1.96	49.8	60	.41	28.0	711	6.0	152	.49	.22	100 ft.	X	7744-5203	7.23
2	50.8	2.49	63.2	60	.41	28.0	711	9.0	229	.69	.31	100 ft.	X	7744-5204	10.32
2 1/2	63.5	3.00	76.2	50	.34	28.0	711	11.0	279	.91	.41	100 ft.	X	7744-5205	15.72
3	76.2	3.60	91.4	50	.34	28.0	711	12.0	305	1.10	.50	100 ft.	X	7744-5206	19.88
4	101.6	4.69	119.1	45	.31	28.0	711	17.0	432	1.80	.82	100 ft.	X	7744-5207	33.35
6	152.4	6.86	174.2	35	.24	28.0	711	27.0	686	3.10	1.41	100 ft.	X	7744-5208	55.79

NOTE: \* Working Pressure and Suction at +72°F (+22°C).

**RECOMMENDED FOR:** Suction and discharge applications where lightweight, flexible hose is needed for transferring mild diluted chemicals and agricultural spray and fertilizer applications. Good for septic service and transferring light abrasives. Reference Gates Chemical Resistance Table.

**TEMPERATURE:** -30°F to +140°F (-34°C to +60°C) continuous service.

**CONSTRUCTION:** **Tube:** Type P (EPDM). Black.  
**Reinforcement:** Polyethylene helix. Green.  
**Cover:** Type G (PVC). Black with green helix. Corrugated.  
**Design Factor:** 3:1

**COUPLINGS:** 1, 6, 7, 49 or 78. Reference the Hose Coupling Section.

**PACKAGING:** All lengths coiled and wrapped in polyethylene.

**BRANDING:** Unlabeled.

**SPECIAL ORDER REQUIREMENTS:** None.

**REMNANT LENGTHS:** None.

**STANDARDS:** **Tube:** ARPM (Class B) Medium oil resistance.





## Material Handling Hose

# Master-Flex® 400

(Specification 7744)

Nom. I.D.	⊖	Nom. O.D.	⊖	Max. W.P.*	⊖	Suction*	⊖	Min. Bend Radius	⊖	Wt. Per Ft.	⊖	Standard Pack	Stock (X) or Minimum Order Qty.	Gates Item No.	List Price Per Ft.
(In.)	(mm)	(In.)	(mm)	(psi)	(MPa)	(In. Hg)	(mm Hg)	(In.)	(mm)	(Lbs.)	(Kg)				
1 1/2	38.1	1.88	47.8	40	.28	28.0	711	3.0	76	.38	.17	100 ft.	X	7744-6102	\$9.29
2	50.8	2.41	61.2	35	.24	28.0	711	4.0	102	.54	.25	100 ft.	X	7744-6103	13.35
2 1/2	63.5	2.98	75.7	35	.24	28.0	711	5.0	127	.77	.35	100 ft.	X	7744-6104	18.18
3	76.2	3.87	98.3	30	.21	28.0	711	6.0	152	1.05	.48	100 ft.	X	7744-6105	23.75
4	101.6	4.65	118.1	30	.21	28.0	711	8.0	203	1.70	.77	100 ft.	X	7744-6106	40.71
5	127.0	5.77	146.6	30	.21	28.0	711	9.0	229	2.40	1.09	100 ft.	1,000 ft.	7744-6107	63.32
6	152.4	6.86	174.2	25	.17	28.0	711	12.0	305	3.21	1.46	100 ft.	X	7744-6108	73.05
8	203.2	9.10	231.1	25	.17	28.0	711	16.0	406	5.77	2.62	50 ft.	X	7744-6209	83.42

NOTE: \* Working Pressure and Suction at +72°F (+22°C).

**RECOMMENDED FOR:** Transfer of bulk materials via suction, pneumatic or gravity systems where abrasion resistance is the primary requirement and a static conductive hose is needed. Can also be used for vacuum or ducting service.

**TEMPERATURE:** -30°F to +140°F (-34°C to +60°C) continuous service.

**CONSTRUCTION: Tube:** Type C (Nitrile) blend. Static conductive.  
Type D (SBR).

**Reinforcement:** Rigid PVC helix. Black.

**Cover:** Type G (PVC). Black with gray helix. Corrugated.

**Design Factor:** 3:1

**COUPLINGS:** 1, 6, 7, 49 or 78. Reference the Hose Coupling Section.

**PACKAGING:** All lengths coiled and wrapped in polyethylene.

**BRANDING:** Unlabeled.

**SPECIAL ORDER REQUIREMENTS:** Special production runs require minimum order quantities of 1,000 feet per size. No deviations allowed to above product.

**REMNANT LENGTHS:** None.

**STANDARDS: Tube:** ARPM (Class B) Medium oil resistance.

ACID-CHEMICAL

AIR AND MULTI-PURPOSE

FOOD AND BEVERAGE

MARINE

MATERIAL HANDLING

MINING

OILFIELD

PETROLEUM TRANSFER

PRESSURE WASHER

STEAM

WATER

CLAMPS

COUPLINGS AND FERRULES

HOSE FINDER

CHEMICAL RESISTANCE TABLE





Mining Hose

1000 MP/Mine Spray

(Specification 3619M)

Nom. I.D.	⊖ (In.)	Nom. O.D. (In.)	⊕ (mm)	Max. W.P. (psi)	⊕ (MPa)	Suction		Min. Bend Radius (In.)	⊕ (mm)	Wt. Per Ft. (Lbs.)	⊕ (Kg)	Standard Pack	Stock (X) or Minimum Order Qty.	Gates Item No.	List Price Per Ft.
						(In. Hg)	(mm Hg)								
1/2	12.7	.84	21.3	1000	6.90	30.0	762	5.0	127	.29	.13	50 ft.	X	3619-0699	\$7.82
1/2	12.7	.84	21.3	1000	6.90	30.0	762	5.0	127	.29	.13	100 ft.	X	3619-0716	7.82
1/2	12.7	.84	21.3	1000	6.90	30.0	762	5.0	127	.29	.13	Bulk 50 ft.	5,000 ft.	3619-0761	7.44
3/4	19.1	1.10	27.9	1000	6.90	25.0	635	8.0	203	.43	.20	50 ft.	X	3619-0700	8.76
3/4	19.1	1.10	27.9	1000	6.90	25.0	635	8.0	203	.43	.20	100 ft.	X	3619-0721	8.76
3/4	19.1	1.10	27.9	1000	6.90	25.0	635	8.0	203	.43	.20	Bulk 50 ft.	3,000 ft.	3619-0762	8.34
3/4	19.1	1.10	27.9	1000	6.90	25.0	635	8.0	203	.43	.20	Bulk 100 ft.	3,000 ft.	3619-0789	5.56
1	25.4	1.42	36.1	1000	6.90	25.0	635	11.0	279	.66	.30	50 ft.	X	3619-0701	10.44
1	25.4	1.42	36.1	1000	6.90	25.0	635	11.0	279	.66	.30	100 ft.	X	3619-0786	10.44
1	25.4	1.42	36.1	1000	6.90	25.0	635	11.0	279	.66	.30	Bulk 50 ft.	3,000 ft.	3619-0763	9.95
1	25.4	1.42	36.1	1000	6.90	25.0	635	11.0	279	.66	.30	Bulk 100 ft.	3,000 ft.	3619-0790	9.95
1 1/4	31.8	1.69	42.9	1000	6.90	20.0	508	16.0	406	.81	.37	50 ft.	X	3619-0702	15.17
1 1/4	31.8	1.69	42.9	1000	6.90	20.0	508	16.0	406	.81	.37	100 ft.	X	3619-0787	15.17
1 1/4	31.8	1.69	42.9	1000	6.90	20.0	508	16.0	406	.81	.37	Bulk 50 ft.	X	3619-0764	14.45
1 1/4	31.8	1.69	42.9	1000	6.90	20.0	508	16.0	406	.81	.37	Bulk 100 ft.	3,000 ft.	3619-0791	9.63
1 1/2	38.1	1.92	48.8	1000	6.90	15.0	381	18.0	457	1.07	.49	50 ft.	X	3619-0708	23.16
1 1/2	38.1	1.92	48.8	1000	6.90	15.0	381	18.0	457	1.07	.49	100 ft.	X	3619-0788	23.16
1 1/2	38.1	1.92	48.8	1000	6.90	15.0	381	18.0	457	1.07	.49	Bulk 50 ft.	3,000 ft.	3619-0765	22.05
1 1/2	38.1	1.92	48.8	1000	6.90	15.0	381	18.0	457	1.07	.49	Bulk 100 ft.	3,000 ft.	3619-0792	22.05
2	50.8	2.45	62.0	1000	6.90	10.0	254	25.0	635	1.47	.67	50 ft.	X	3619-0760	27.36
2	50.8	2.45	62.0	1000	6.90	10.0	254	25.0	635	1.47	.67	100 ft.	X	3619-0745	27.36
2	50.8	2.45	62.0	1000	6.90	10.0	254	25.0	635	1.47	.67	Bulk 50 ft.	X	3619-0766	26.06

**RECOMMENDED FOR:** High-pressure water service in underground mining applications and hot water washdown service.

**CAUTION:** Air service working pressure is 300 psi for all sizes.

**TEMPERATURE:** -40°F to +212°F (-40°C to +100°C) service range.

**CONSTRUCTION:** **Tube:** Type P (EPDM). Black.  
**Reinforcement:** Braided, high tensile steel wire.  
**Cover:** Type C2 (Modified Nitrile). Yellow (non-marking). All sizes are perforated.  
**Design Factor:** 4:1

**COUPLINGS:** 80 Gates GSP (1 1/2" or 2" only), 74 Gates MegaCrimp® (1/2" through 1 1/4"), 14, 15 or 19 (up to 300 PSI only). Reference the Hose Coupling Section.

**PACKAGING:** 1/2" through 2": 50' and 100' lengths, one length coiled in a carton.  
 1/2" x 50': Packaged 1200' per bulk carton, each length coiled and tied.  
 3/4" x 100': Packaged 1000' per bulk carton, each length coiled and tied.  
 3/4" x 50': Packaged 1000' per bulk carton, each length coiled and tied.  
 1" x 100': Packaged 700' per bulk carton, each length coiled and tied.  
 1" x 50': Packaged 700' per bulk carton, each length coiled and tied.  
 1 1/4" x 100': Packaged 600' per bulk carton, each length coiled and tied.  
 1 1/4" x 50': Packaged 600' per bulk carton, each length coiled and tied.  
 1 1/2" x 100': Packaged 400' per bulk carton, each length coiled and tied.  
 1 1/2" x 50': Packaged 400' per bulk carton, each length coiled and tied.  
 2" x 50': Packaged 200' per bulk carton, each length coiled and tied.

**BRANDING:** Continuous transfer label. Example: "GATES® 1000 MP/Mine Spray 1 1/2 INCH (38.1mm) 1000 PSI (6.90MPa) WP 300 PSI (2.07MPa) MAX Air Service MSHA IC-11C MADE IN INDIA"

**SPECIAL ORDER REQUIREMENTS:** Special production runs require minimum order quantities of 5,000 feet for 1/2" and 3,000 feet for 3/4" through 2". Contact Gates Corporation for lead times.

**REMNANT LENGTHS:** None.

**STANDARDS:** **Cover:** Meets MSHA 30 CFR 18.65. Flame resistant.





## Mining Hose

# Longwall Mine Emulsion

(Specification 3619MC, 3619MY)

### Black Cover (3619MC)

Nom. I.D.	⊖	Nom. O.D.	⊖	Max. W.P.	⊕	Suction	⊖	Min. Bend Radius	⊕	Wt. Per Ft.	⊖	Standard Pack	Stock (X) or Minimum Order Qty.	Gates Item No.	List Price Per Ft.
(In.)	(mm)	(In.)	(mm)	(psi)	(MPa)	(In. Hg)	(mm Hg)	(In.)	(mm)	(Lbs.)	(Kg)				
2 1/2	63.5	3.34	84.8	1000	6.90	10.0	254	20.0	508	3.17	1.44	50 ft.	X	3619-0809	\$43.37
2 1/2	63.5	3.34	84.8	1000	6.90	10.0	254	20.0	508	3.17	1.44	100 ft.	X	3619-0811	47.70
3	76.2	3.91	99.3	1000	6.90	10.0	254	20.0	508	4.14	1.88	50 ft.	X	3619-0810	57.72
3	76.2	3.91	99.3	1000	6.90	10.0	254	20.0	508	4.14	1.88	100 ft.	X	3619-3531	63.50

### Yellow Cover (3619MY)

Nom. I.D.	⊖	Nom. O.D.	⊖	Max. W.P.	⊕	Suction	⊖	Min. Bend Radius	⊕	Wt. Per Ft.	⊖	Standard Pack	Stock (X) or Minimum Order Qty.	Gates Item No.	List Price Per Ft.
(In.)	(mm)	(In.)	(mm)	(psi)	(MPa)	(In. Hg)	(mm Hg)	(In.)	(mm)	(Lbs.)	(Kg)				
3	76.2	3.91	99.3	1000	6.90	10.0	254	20.0	508	4.14	1.88	50 ft.	X	3619-0051	\$62.34
3	76.2	3.91	99.3	1000	6.90	10.0	254	20.0	508	4.14	1.88	100 ft.	X	3619-3530	68.58

**RECOMMENDED FOR:** Flexible connections in high pressure water distribution and emulsion systems used in a variety of industries. The thick cover meets MSHA's self-extinguishing requirements, and is designed for the rough mining environment.

**TEMPERATURE:** -40°F to +212°F (-40°C to +100°C) normal service.

**CONSTRUCTION:**  
**Tube:** Type A (Neoprene). Black.  
**Reinforcement:** Braided, high tensile steel wire.  
**Cover:** Type C2 (Specially compounded elastomer). Black.  
 Type C4 (Modified Nitrile). Yellow (non-marking).  
**Design Factor:** 4:1

**COUPLINGS:** 14, 15 or reusable male couplings (Wildman). Reference the Hose Coupling Section.

**PACKAGING:** All lengths coiled in a carton.

**BRANDING:** Continuous ink brand. Example: "GATES® LONGWALL MINE EMULSION 3 INCH (76.2mm) 1000 PSI (6.90MPa) W.P. MSHA 2G-IC-11C MADE IN INDIA."  
 Continuous ink brand. Example: "GATES® LONGWALL MINE EMULSION 3 INCH (76.2mm) 1000 PSI (6.90MPa) W.P. MSHA IC-11C MADE IN INDIA" (yellow cover only)

**SPECIAL ORDER REQUIREMENTS:** Special production runs require minimum order quantities of 600 feet per size.

**REMNANT LENGTHS:** None.

**STANDARDS:**  
**Tube:** ARPM (Class B) Medium oil resistance.  
**Cover:** Meets MSHA 30 CFR 18.65. Flame resistant.

ACID-CHEMICAL

AIR AND MULTI-PURPOSE

FOOD AND BEVERAGE

MARINE

MATERIAL HANDLING

MINING

OILFIELD

PETROLEUM TRANSFER

PRESSURE WASHER

STEAM

WATER

CLAMPS

COUPLINGS AND FERRULES

HOSE FINDER

CHEMICAL RESISTANCE TABLE





Mining Hose

Scorpion™  
(Specification 3618MT)

ACID-CHEMICAL
AIR AND MULTI-PURPOSE
FOOD AND BEVERAGE
MARINE
MATERIAL HANDLING
MINING
OILFIELD
PETROLEUM TRANSFER
PRESSURE WASHER
STEAM
WATER
CLAMPS
COUPLINGS AND FERRULES
HOSE FINDER
CHEMICAL RESISTANCE TABLE

Nom. I.D. (In.)	⊖ (mm)	Nom. O.D. (In.)	⊕ (mm)	Max. W.P. (psi)	⊕ (MPa)	Suction (In. Hg)	⊖ (mm Hg)	Min. Bend Radius (In.)	⊕ (mm)	Wt. Per Ft. (Lbs.)	⊕ (Kg)	Standard Pack	Stock (X) or Minimum Order Qty.	Gates Item No.	List Price Per Ft.
1 1/2	38.1	2.02	51.3	600	4.13	—	—	12.0	305	1.13	.51	50 ft.	X	3618-0311	\$60.59
2	50.8	2.62	66.6	600	4.13	—	—	16.0	406	1.51	.69	50 ft.	X	3618-0312	64.77
2 1/2	63.5	3.12	79.3	600	4.13	—	—	18.0	457	1.89	.86	50 ft.	X	3618-0313	68.94
3	76.2	3.64	92.5	600	4.13	—	—	20.0	508	2.46	1.12	50 ft.	X	3618-0314	73.13
4	101.6	4.79	121.7	600	4.13	—	—	25.0	635	4.10	1.86	50 ft.	X	3618-0315	89.04

**RECOMMENDED FOR:** High-pressure and high temperature air hose used on industrial, construction, pneumatic mining and drilling applications requiring a wire braided hose with a high degree of hot air resistance.

**TEMPERATURE:** -40°F to +300°F (-40°C to +149°C).

**CONSTRUCTION:** **Tube:** Type J (CPE). Black.  
**Reinforcement:** Braided, high tensile steel wire.  
**Cover:** Type J (CPE). Black. All sizes perforated.  
**Design Factor:** 4:1

**COUPLINGS:** 14, 15, 18, 35, 71 Permanent Swaged or 80 Gates GSP (1-1/2" or 2" only). Reference the Hose Coupling Section.

**PACKAGING:** 50' per carton +/- 10'. Maximum of 2 pieces. Minimum length 10'.

**BRANDING:** Continuous transfer label. Example: "GATES® SCORPION™ HI-TEMP AIR DRILL 600PSI (4.13 MPa) WP MADE IN USA"

**SPECIAL ORDER REQUIREMENTS:** Special production runs require minimum order quantities of 600 feet per size. If a special transfer label is required, contact Gates Corporation for minimum quantity.

**REMNANT LENGTHS:** None.

**STANDARDS:** **Tube:** ARPM (Class B) Medium oil resistance.





## Mining Hose

# 18MB Air Drill

(Specification 3618, 3618GL)

Nom. I.D.	⊖	Nom. O.D.	⊖	Max. W.P.	⊖	Suction	⊖	Min. Bend Radius	⊖	Wt. Per Ft.	⊖	Standard Pack	Stock (X) or Minimum Order Qty.	Gates Item No.	List Price Per Ft.
(In.)	(mm)	(In.)	(mm)	(psi)	(MPa)	(In. Hg)	(mm Hg)	(In.)	(mm)	(Lbs.)	(Kg)				
3/4	19.1	1.28	32.5	500	3.45	25.0	635	6.0	152	.41	1.86	50 ft.	X	3618-0011	\$17.96
1	25.4	1.55	39.4	500	3.45	25.0	635	8.0	203	.80	.36	50 ft.	X	3618-0021	20.85
1 1/4	31.8	1.80	45.7	500	3.45	15.0	381	10.0	254	1.02	.46	50 ft.	5,000 ft.	3618-0031	25.91
1 1/2	38.1	2.21	56.1	500	3.45	15.0	381	12.0	305	1.42	.65	50 ft.	X	3618-0041	33.89
2	50.8	2.77	70.4	500	3.45	15.0	381	14.0	356	2.30	1.05	50 ft.	X	3618-0051	47.99
2	50.8	2.77	70.4	500	3.45	15.0	381	14.0	356	1.99	.90	100 ft.	600 ft.	3618-1000	47.99
2 1/2	63.5	3.46	87.9	500	3.45	10.0	254	30.0	762	3.28	1.49	50 ft.	X	3618-0201	58.41
2 1/2	63.5	3.46	87.9	500	3.45	10.0	254	30.0	762	3.28	1.49	60 ft.	X	3618-0205	58.41
3	76.2	3.97	100.8	500	3.45	10.0	254	36.0	914	4.10	1.86	50 ft.	X	3618-0215	70.76
4	101.6	5.06	128.5	500	3.45	10.0	254	47.6	1219	5.32	2.42	50 ft.	X	3618-0225	94.40

**RECOMMENDED FOR:** Extra heavy duty, high pressure use on industrial, construction and pneumatic mining applications requiring wire braided hose with an oil resistant tube and abrasion resistant cover.

**TEMPERATURE:** -30°F to +212°F (-34°C to +100°C) continuous service.

**CONSTRUCTION:** **Tube:** Type A (Neoprene). Black.  
**Reinforcement:** Braided, high tensile steel wire.  
**Cover:** Type C2 (Modified Nitrile). Gray with yellow stripe. All sizes are perforated. For 3/4" through 1 1/4" sizes only.  
 Type D3 (Natural Rubber). Gray with yellow stripe. All sizes are perforated. For 1 1/2" through 4" sizes only.

**Design Factor:** 4:1

**COUPLINGS:** 14, 15, 18, 35 or 80 Gates GSP (1 1/2" or 2" only). Reference the Hose Coupling Section.

**PACKAGING:** 3/4" through 1 1/2": Packaged 49' - 50' length coiled in carton.  
 2" through 4": Packaged 48' - 50' length coiled in carton.  
 2 1/2" x 60': Packaged 60' length coiled in carton.

**BRANDING:** Continuous transfer label. Example: "GATES® 18MB PREMIUM AIR DRILL 500 PSI (3.45MPa) WP MADE IN USA"

**SPECIAL ORDER REQUIREMENTS:** Special production runs require minimum order quantities of 5,000 feet for 3/4" through 1 1/4" and 600 feet for 1 1/2" and larger.

**REMNANT LENGTHS:** None.

**STANDARDS:** **Tube:** ARPM (Class B) Medium oil resistance.

ACID-CHEMICAL

AIR AND MULTI-PURPOSE

FOOD AND BEVERAGE

MARINE

MATERIAL HANDLING

MINING

OILFIELD

PETROLEUM TRANSFER

PRESSURE WASHER

STEAM

WATER

CLAMPS

COUPLINGS AND FERRULES

HOSE FINDER

CHEMICAL RESISTANCE TABLE







Mining Hose

500 MP Air Drill

(Specification 3618, 3618Y)

Black Cover (3618)

Nom. I.D.	⊖	Nom. O.D.	⊕	Max. W.P.	⊕	Suction	⊖	Min. Bend Radius	⊕	Wt. Per Ft.	⊕	Standard Pack	Stock (X) or Minimum Order Qty.	Gates Item No.	List Price Per Ft.
(In.)	(mm)	(In.)	(mm)	(psi)	(MPa)	(In. Hg)	(mm Hg)	(In.)	(mm)	(Lbs.)	(Kg)				
3/4	19.1	1.11	28.2	500	3.45	25.0	635	6.0	152	.41	.19	100 ft.	X	3618-0801	\$13.47
1	25.4	1.45	36.6	500	3.45	25.0	635	8.0	203	.66	.30	100 ft.	X	3618-0802	15.65
1 1/4	31.8	1.74	44.2	500	3.45	15.0	381	10.0	254	.86	.39	100 ft.	X	3618-0803	19.43
1 1/2	38.1	1.99	50.6	500	3.45	15.0	381	12.0	305	1.00	.45	100 ft.	X	3618-0804	25.40
2	50.8	2.50	63.5	500	3.45	15.0	381	14.0	356	1.39	.63	100 ft.	X	3618-0805	36.00
2 1/2	63.5	3.14	79.8	500	3.45	10.0	254	30.0	762	2.15	.98	100 ft.	X	3618-0806	43.82
3	76.2	3.67	93.2	500	3.45	10.0	254	36.0	914	2.77	1.26	100 ft.	X	3618-0807	53.09

NOTE: For 4" I.D. see 18MB.

Yellow Cover (3618Y)

Nom. I.D.	⊖	Nom. O.D.	⊕	Max. W.P.	⊕	Suction	⊖	Min. Bend Radius	⊕	Wt. Per Ft.	⊕	Standard Pack	Stock (X) or Minimum Order Qty.	Gates Item No.	List Price Per Ft.
(In.)	(mm)	(In.)	(mm)	(psi)	(MPa)	(In. Hg)	(mm Hg)	(In.)	(mm)	(Lbs.)	(Kg)				
3/4	19.1	1.11	28.2	500	3.45	25.0	635	6.0	152	.41	.19	100 ft.	X	3618-0808	\$14.36
1	25.4	1.45	36.6	500	3.45	25.0	635	8.0	203	.65	.30	100 ft.	X	3618-0809	16.70
1 1/4	31.8	1.74	44.2	500	3.45	15.0	381	10.0	254	.85	.39	100 ft.	X	3618-0810	20.75
1 1/2	38.1	1.99	50.6	500	3.45	15.0	381	12.0	305	1.00	.45	100 ft.	X	3618-0811	27.08
2	50.8	2.50	63.5	500	3.45	15.0	381	14.0	356	1.39	.63	100 ft.	X	3618-0812	38.39
2 1/2	63.5	3.14	79.8	500	3.45	10.0	254	30.0	762	2.15	.98	100 ft.	X	3618-0813	46.76
3	76.2	3.67	93.2	500	3.45	10.0	254	36.0	914	2.77	1.26	100 ft.	X	3618-0814	56.60

NOTE: For 4" I.D. see 18MB.

**RECOMMENDED FOR:** Heavy-duty, high pressure use on industrial, construction and pneumatic mining applications requiring wire braided hose with an oil resistant tube and abrasion resistant cover.

**TEMPERATURE:** -22°F to +180°F (-30°C to +82°C) continuous service.

**CONSTRUCTION:** **Tube:** Type C (Nitrile). Black.  
**Reinforcement:** Braided, high tensile steel wire.  
**Cover:** Type C2 (Modified Nitrile). Yellow with black spiral stripe. All sizes are perforated.  
 Type D3 (Natural Rubber). Black with yellow spiral stripe. All sizes are perforated.

**Design Factor:** 4:1

**COUPLINGS:** 14, 15, 18, 35 or 80 Gates GSP (1 1/2" or 2" only). Reference the Hose Coupling Section.

**PACKAGING:** 100' length coiled in a carton.

**BRANDING:** Continuous transfer. Example: "GATES® 500 MP/Air Drill 3/4 INCH (19.1mm) 500 PSI (3.45MPa) WP MADE IN INDIA"  
 Continuous transfer. Example: "GATES® 500 MP/Air Drill 3/4 INCH (19.1mm) 500 PSI (3.45MPa) WP MSHA IC-11C MADE IN INDIA" (yellow cover only).

**SPECIAL ORDER REQUIREMENTS:** Special production runs require minimum order quantities of 3,000 feet for 3/4" through 1 1/2" and 2,500 feet for 2" and larger.

**REMNANT LENGTHS:** None.

**STANDARDS:** **Tube:** ARPM (Class B) Medium oil resistance.  
**Cover:** Meets MSHA 30 CFR 18.65. Flame resistant. Yellow cover only.





## Mining Hose

# Rock Dust

(Specification 4691)

Nom. I.D.	⊘	Nom. O.D.	⊘	Max. W.P.	⊕	Suction	⊘	Min. Bend Radius	R <sub>2</sub>	Wt. Per Ft.	⚖	Standard Pack	Stock (X) or Minimum Order Qty.	Gates Item No.	List Price Per Ft.
(In.)	(mm)	(In.)	(mm)	(psi)	(MPa)	(In. Hg)	(mm Hg)	(In.)	(mm)	(Lbs.)	(Kg)				
1 1/4	31.8	1.67	42.4	100	.69	30.0	762	6.0	152.4	.56	.25	100 ft.	X	4691-0700	\$17.72
1 1/2	38.1	1.92	48.8	100	.69	30.0	762	8.0	203.2	.66	.30	100 ft.	X	4691-0701	17.91
2	50.8	2.41	61.2	100	.69	30.0	762	10.0	254	.82	.37	100 ft.	X	4691-0702	18.15
2 1/2	63.5	2.92	74.2	100	.69	30.0	762	12.0	304.8	.98	.44	100 ft.	400 ft.	4691-0703	23.49
3	76.2	3.41	86.6	100	.69	30.0	762	15.0	381	1.29	.59	100 ft.	400 ft.	4691-0704	24.09

**RECOMMENDED FOR:** Rock dusting applications in underground coal mines where limestone dust (or other inert rock-derived dusting agent) is sprayed in order to isolate exposed coal surfaces from potential heat or ignition sources.

**TEMPERATURE:** -40°F to +180°F (-40°C to +82°C).

**CONSTRUCTION:** **Tube:** Type D (Natural Rubber). Black.  
**Reinforcement:** Synthetic, high tensile textile with steel wire helix.  
**Cover:** Type C2 (Modified Nitrile). Black with yellow spiral stripe.  
**Design Factor:** 4:1

**COUPLINGS:** 1, 6, 7, 21, 49 or 78. Reference the Hose Coupling Section.

**PACKAGING:** 100' length coiled and wrapped in polyethylene.

**BRANDING:** Continuous transfer label. Example: "GATES® Rock Dust 100 PSI (69 MPa) WP Flame Resistant MSHA 2G-11C Made In USA."

**SPECIAL ORDER REQUIREMENTS:** Special production runs require minimum order quantities of 400 feet. If a special transfer label is required, contact Gates Corporation for minimum quantity and details. Specific cut lengths available through the Cut Length Program. Contact Customer Service for details.

**REMNANT LENGTHS:** Remnant lengths are sometimes available in popular sizes at a discount. Contact Gates Corporation for pricing, order requirements and availability.

**STANDARDS:** **Cover:** Meets MSHA 2G-11C. Flame resistant.

ACID-CHEMICAL

AIR AND MULTI-PURPOSE

FOOD AND BEVERAGE

MARINE

MATERIAL HANDLING

MINING

OILFIELD

PETROLEUM TRANSFER

PRESSURE WASHER

STEAM

WATER

CLAMPS

COUPLINGS AND FERRULES

HOSE FINDER

CHEMICAL RESISTANCE TABLE





**Oilfield Hose  
Rotary/Vibrator Drilling –  
Grade D or Motion Compensator  
5,000 psi W.P. – 10,000 Test – 12,500 Minimum Burst**

**Black Gold®**  
(Specification 4774PE)

ACID-CHEMICAL
AIR AND MULTI-PURPOSE
FOOD AND BEVERAGE
MARINE
MATERIAL HANDLING
MINING
OILFIELD
PETROLEUM TRANSFER
PRESSURE WASHER
STEAM
WATER
CLAMPS
COUPLINGS AND FERRULES
HOSE FINDER
CHEMICAL RESISTANCE TABLE

Nom. I.D. (In.)	Nom. O.D. (In.)	Min. Bend Radius (In.)	Wt. per Ft. of hose (Lbs.)	Coupling Threads API (T) (In.)	Swage Coupling Wts. Each (Lbs.)	Max. length of hose (Ft.)	Max. W.P. (psi)
2 1/2	4.14	36	9.8	3"	33	90	5,000
3	4.61	48	10.8	4"	44.5	90	5,000
3 1/2	5.25	54	12.8	4"	47	90	5,000
4	5.61	54	13.4	5"	55	90	5,000
5	7.41	60	30.8	5"	160.5	90	5,000

**RECOMMENDED FOR:** Flexible connection between standpipe and swivel (Rotary Drilling) or between pump and standpipe (Rotary Vibrator) for pumping mud at extra high pressure in oil drilling and exploration work. Meets the high demands of directional drilling and down linking with negative pressure pulses and elevated temperatures. Motion Compensator hose is used for stabilization of rotary drilling and pumping equipment against vertical wave action on offshore drill platforms. The Motion Compensator hose is not recommended for phosphate ester fluids.

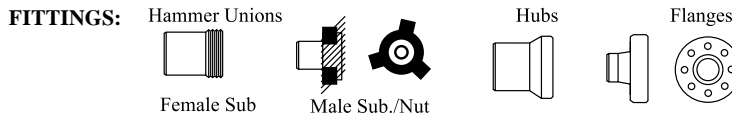
**TEMPERATURE:** -4°F to +180°F (-20°C to +82°C) continuous service.

**CONSTRUCTION:** **Tube:** Type C<sub>3</sub> (Modified Nitrile). 3/16" thick. Black. Specially compounded for handling abrasive, corrosive and oily drilling mud.

**Reinforcement:** Multiple layers of polyester cord over tube. Multiple layers of "close wound", high tensile steel cables, with one layer of adhesion fabric placed between cable layers. Multiple layers of reinforcement under cover.

**Cover:** Type C<sub>4</sub> (Modified Nitrile). Black. Specially compounded UltraBration cover is resistant to abrasion, corrosion, cutting, gouging, oil and weather.

**COUPLINGS:** Swaged – API male line pipe threads standard. Gates recommends butt-welded couplings. Couplings can be supplied with your choice of end fittings. Please contact your nearest Gates E&S facility for more detailed information. (Refer to Gates E&S list at the beginning of this catalog).  
**NOTE: FIELD WELDING OF FITTINGS TO COUPLING IS NOT RECOMMENDED.**



**PACKAGING:** Each length packaged in a heavy-duty wooden crate.

**BRANDING:** One continuous longitudinal yellow transfer label (with serial number and code date embossed).  
Example: "GATES® BLACK GOLD® ROTARY VIBRATOR 3 INCH MAX WP 5000 PSI API SPEC 7K TESTED TO 10000 PSI GRADE D FSL 1 TEMP RANGE 1 ISO 14693 LICENSE 7K-0003 MADE IN U.S.A."

**CERTIFICATION/STANDARDS:** API (American Petroleum Institute) Spec 7K.  
Coupling/Mat'l Traceability (Additional Cost)  
ISO 14693  
Letter of Conformance (Additional Cost)  
Test Certificates  
3rd Party Witness Test (Additional Cost)  
ABS/CDS Type Approval

**OPTIONAL:** Accessories such as SAFETY CLAMPS, HOSE LIFT EYE & COLLAR CLAMP and STAINLESS STEEL ARMOR are available.





**Oilfield Hose**  
**Rotary/Vibrator Drilling – Grade E**  
**7,500 psi W.P. – 15,000 Test – 18,750 Minimum Burst**

**Black Gold®**  
 (Specification 4773PE)

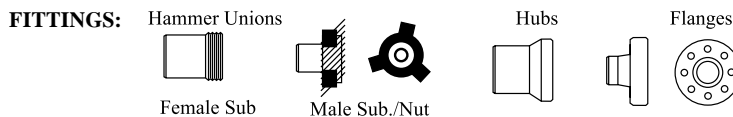
Nom. I.D. (In.)	Nom. O.D. (In.)	Min. Bend Radius (In.)	Wt. per Ft. of hose (Lbs.)	Swage Coupling Wts. Each (Lbs.)	Max. length of hose (Ft.)	Max. W.P. (psi)
2 1/2	5.16	48	20.2	62	90	7,500
3	5.66	48	22.6	70	90	7,500
3 1/2	6.04	54	24.1	75	90	7,500
4	6.48	60	25.8	90	90	7,500

**RECOMMENDED FOR:** Flexible connection between standpipe and swivel (Rotary Drilling) or between pump and standpipe (Rotary Vibrator) for pumping mud at extra high pressure in oil drilling and exploration work. Meets the high demands of directional drilling and down linking with negative pressure pulses and elevated temperatures.

**TEMPERATURE:** -4°F to +180°F (-20°C to +82°C) continuous service.

**CONSTRUCTION:** **Tube:** Type C<sub>3</sub> (Modified Nitrile). 3/16" thick. Black. Specially compounded for handling abrasive, corrosive and oily drilling mud.  
**Reinforcement:** Multiple layers of polyester cord over tube. Multiple layers of "close wound", high tensile plated steel cables, with one layer of adhesion fabric placed between cable layers. Multiple layers of reinforcement under cover.  
**Cover:** Type C<sub>4</sub> (Modified Nitrile). Black. Specially compounded UltraBration cover is resistant to abrasion, corrosion, cutting, gouging, oil and weather.

**COUPLINGS:** Swaged – API 7K hose assemblies with working pressures exceeding 5,000 psi, the end fitting will be butt welded onto the hose coupling. Couplings can be supplied with your choice of end fitting. Please contact your nearest Gates E&S facility for more detailed information. (Refer to Gates E&S list at the beginning of this catalog).  
 NOTE: FIELD WELDING OF FITTINGS TO COUPLING IS NOT RECOMMENDED.



**PACKAGING:** Each length packaged in a heavy-duty wooden crate.

**BRANDING:** One continuous longitudinal yellow transfer label (with serial number and code date embossed).  
 Example: "GATES® BLACK GOLD® ROTARY VIBRATOR 3INCH MAX WP 7500 PSI API SPEC 7K TESTED TO 15000 PSI GRADE E FSL 1 TEMP RANGE 1 ISO 14693 LICENSE 7K-0003 MADE IN U.S.A."

**CERTIFICATION/STANDARDS:** API (American Petroleum Institute) Spec 7K.  
 Coupling/Mat'l Traceability (Additional Cost)  
 ISO 14693  
 Letter of Conformance (Additional Cost)  
 Test Certificates  
 3rd Party Witness Test (Additional Cost)  
 ABS/CDS Type Approval

**OPTIONAL:** Accessories such as SAFETY CLAMPS, HOSE LIFT EYE & COLLAR CLAMP and STAINLESS STEEL ARMOR are available.

ACID-CHEMICAL
AIR AND MULTI-PURPOSE
FOOD AND BEVERAGE
MARINE
MATERIAL HANDLING
MINING
<b>OILFIELD</b>
PETROLEUM TRANSFER
PRESSURE WASHER
STEAM
WATER
CLAMPS
COUPLINGS AND FERRULES
HOSE FINDER
CHEMICAL RESISTANCE TABLE





**Oilfield Hose**  
**Cementing (Nitrile Tube)**  
**5,000 psi W.P. – 10,000 Test – 12,500 Minimum Burst**

**Black Gold®**  
(Specification 4774PE)

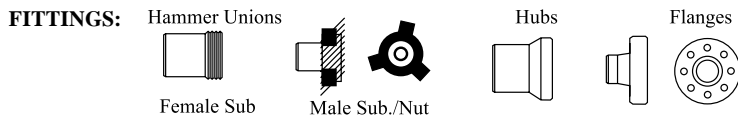
Nom. I.D. (In.)	Nom. O.D. (In.)	Min. Bend Radius (In.)	Wt. per Ft. of hose (Lbs.)	Coupling Threads API (T) (In.)	Swage Coupling Wts. Each (Lbs.)	Max. length of hose (Ft.)	Max. W.P. (psi)
2 1/2	4.14	36	9.8	3"	33	90	5,000
3	4.61	48	10.8	4"	44.5	90	5,000
3 1/2	5.25	54	12.8	4"	47	90	5,000
4	5.61	54	13.4	5"	55	90	5,000

**RECOMMENDED FOR:** Used as a flexible connection between the cementing pump manifold and cementing head for conveyance of cement slurries at high pressure.

**TEMPERATURE:** -4°F to +180°F (-20°C to +82°C) continuous service.

**CONSTRUCTION:** **Tube:** Type C<sub>3</sub> (Modified Nitrile). 3/16" thick. Black. Specially compounded for handling abrasion and corrosion.  
**Reinforcement:** Multiple layers of "close wound", high tensile steel cables with one layer of adhesion fabric placed between cable layers. Multiple layers of reinforcement under cover.  
**Cover:** Type C<sub>4</sub> (Modified Nitrile). Black. Specially compounded UltraBration cover is resistant to abrasion, corrosion, cutting, gouging, oil and weather.

**COUPLINGS:** Swaged – API male line pipe threads standard. Gates recommends butt-welded couplings. Couplings can be supplied with your choice of end fittings. Please contact your nearest Gates E&S facility for more detailed information. (Refer to Gates E&S list at the beginning of this catalog).  
**NOTE: FIELD WELDING OF FITTINGS TO COUPLING IS NOT RECOMMENDED.**



**PACKAGING:** Each length packaged in a heavy-duty wooden crate.

**BRANDING:** One continuous longitudinal yellow transfer label (with serial number and code date embossed).  
 Example: "GATES® BLACK GOLD® CEMENTING 4 INCH MAX WP 5000 PSI TESTED TO 10000 PSI FSL 0 TEMP RANGE 1 ISO 14693 LICENSE 7K-0003 MADE IN U.S.A."

**CERTIFICATION/STANDARDS:** API (American Petroleum Institute) Spec 7K.  
 Coupling/Mat'l Traceability (Additional Cost)  
 ISO 14693  
 Letter of Conformance (Additional Cost)  
 Test Certificates  
 3rd Party Witness Test (Additional Cost)  
 ABS/CDS Type Approval

**OPTIONAL:** Accessories such as SAFETY CLAMPS, HOSE LIFT EYE & COLLAR CLAMP and STAINLESS STEEL ARMOR are available.

- ACID-CHEMICAL
- AIR AND MULTI-PURPOSE
- FOOD AND BEVERAGE
- MARINE
- MATERIAL HANDLING
- MINING
- OILFIELD
- PETROLEUM TRANSFER
- PRESSURE WASHER
- STEAM
- WATER
- CLAMPS
- COUPLINGS AND FERRULES
- HOSE FINDER
- CHEMICAL RESISTANCE TABLE





**Oilfield Hose**  
**Cementing (Nitrile Tube)**  
**10,000 psi W.P. – 15,000 Test. – 22,500 Minimum Burst**

**Black Gold®**  
 (Specification 4773PE)

Nom. I.D. (In.)	Nom. O.D. (In.)	Min. Bend Radius (In.)	Wt. per Ft. of hose (Lbs.)	Swage Coupling Wts. Each (Lbs.)	Max. length of hose (FT)	Max. W.P. (psi)
2 1/2	5.16	48	20.2	62	90	10,000
3	5.66	48	22.6	70	90	10,000
3 1/2	6.04	54	24.1	75	90	10,000

**RECOMMENDED FOR:** Used as a flexible connection between the cementing pump manifold and cementing head for conveyance of cement slurries at high pressure.

**TEMPERATURE:** -4°F to +180°F (-20°C to +82°C) continuous service.

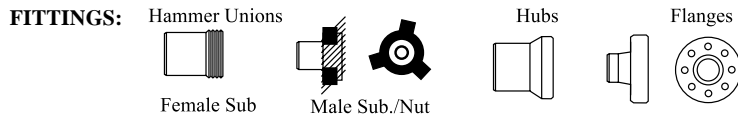
**CONSTRUCTION:** **Tube:** Type C<sub>3</sub> (Modified Nitrile). 3/16" thick. Black. Specially compounded for handling abrasion and corrosion.

**Reinforcement:** Multiple layers of "close wound" high tensile plated steel cables, with one layer of adhesion fabric placed between cable layers. Multiple layers of reinforcement under cover.

**Cover:** Type C<sub>4</sub> (Modified Nitrile). Black. Specially compounded UltraBration cover is resistant to abrasion, corrosion, cutting, gouging, oil and weather.

**COUPLINGS:** Swaged – API 7K hose assemblies with working pressures exceeding 5,000 psi, the end fitting will be butt welded onto the hose coupling. Couplings can be supplied with your choice of end fitting. Please contact your nearest Gates E&S facility for more detailed information. (Refer to Gates E&S list at the beginning of this catalog).

NOTE: FIELD WELDING OF FITTINGS TO COUPLING IS NOT RECOMMENDED.



**PACKAGING:** Each length packaged in a heavy-duty wooden crate.

**BRANDING:** One continuous longitudinal yellow transfer label (with serial number and code date embossed). Example: "GATES® BLACK GOLD® CEMENTING 4 INCH MAX WP 10000 PSI TESTED TO 15000 PSI FSL 0 TEMP RANGE 1 ISO 14693 LICENSE 7K-0003 MADE IN U.S.A."

**CERTIFICATION/STANDARDS:** API (American Petroleum Institute) Spec 7K.  
 Coupling/Mat'l Traceability (Additional Cost)  
 ISO 14693  
 Letter of Conformance (Additional Cost)  
 Test Certificates  
 3rd Party Witness Test (Additional Cost)  
 ABS/CDS Type Approval

**OPTIONAL:** Accessories such as SAFETY CLAMPS, HOSE LIFT EYE & COLLAR CLAMP and STAINLESS STEEL ARMOR are available.

ACID-CHEMICAL

AIR AND MULTI-PURPOSE

FOOD AND BEVERAGE

MARINE

MATERIAL HANDLING

MINING

OILFIELD

PETROLEUM TRANSFER

PRESSURE WASHER

STEAM

WATER

CLAMPS

COUPLINGS AND FERRULES

HOSE FINDER

CHEMICAL RESISTANCE TABLE







**Oilfield Hose  
Cementing (Fluoroelastomer Tube)  
15,000 psi W.P. – 22,500 Test – 33,750 Minimum Burst**

**Black Gold®**  
(Specification 4758L)

Nom. I.D. (In.)	Nom. O.D. (In.)	Min. Bend Radius (In.)	Wt. per Ft. of hose (Lbs.)	Swage Coupling Wts. Each (Lbs.)	Max. length of hose (Ft.)	Max. W.P. (psi)
2 1/2	5.66	60	29.4	130	90	15,000
3	6.16	60	33.2	172	90	15,000

**RECOMMENDED FOR:** Used as a flexible connection between the cementing pump manifold and cementing head for conveyance of cement slurries at high pressure.

**TEMPERATURE:** -4°F to +212°F (-20°C to +100°C) continuous service.

**CONSTRUCTION:** **Tube:** Type V (Fluoroelastomer). Black. Excellent resistance to abrasion and corrosion.  
**Reinforcement:** Multiple layers of "close wound", high tensile plated steel cables to withstand flexing and high pressures encountered in offshore operations. Multiple layers of reinforcement under cover.

**Cover:** Type C<sub>4</sub> (Modified Nitrile). Black. Specially compounded UltraBration cover is resistant to abrasion, corrosion, cutting, gouging, oil and weather.

**COUPLINGS:** Special Built-In supplied with your choice of end fittings. Please contact your nearest Gates E&S facility for more detailed information. (Refer to Gates E&S list at the beginning of this catalog).  
**NOTE: FIELD WELDING OF FITTINGS TO COUPLING IS NOT RECOMMENDED.**

**FITTINGS:** Hammer Unions      Hubs      Flanges

Female Sub      Male Sub./Nut

**PACKAGING:** Each length packaged in a heavy-duty wooden crate.

**BRANDING:** One continuous longitudinal yellow transfer label (with serial number and code date embossed).  
Example: "GATES® BLACK GOLD® CEMENTING 2-1/2 INCH MAX WP 15000 PSI TESTED TO 22500 PSI MADE IN U.S.A."

**CERTIFICATION/STANDARDS:** Coupling/Mat'l Traceability (Additional Cost)  
Letter of Conformance (Additional Cost)  
Test Certificates  
3rd Party Witness Test (Additional Cost)

**OPTIONAL:** Accessories such as SAFETY CLAMPS, HOSE LIFT EYE & COLLAR CLAMP and STAINLESS STEEL ARMOR are available.

ACID-CHEMICAL
AIR AND MULTI-PURPOSE
FOOD AND BEVERAGE
MARINE
MATERIAL HANDLING
MINING
<b>OILFIELD</b>
PETROLEUM TRANSFER
PRESSURE WASHER
STEAM
WATER
CLAMPS
COUPLINGS AND FERRULES
HOSE FINDER
CHEMICAL RESISTANCE TABLE





**Oilfield Hose  
Cementing (Nitrile Tube)  
5,000 psi W.P. – 10,000 Test – 12,500 Minimum Burst**

**Black Gold®**  
(Specification 4651ZL)

Nom. I.D. (In.)	Nom. O.D. (In.)	Min. Bend Radius (In.)	Wt. per Ft. of hose (Lbs.)	Crimped Coupling Wts. 1502 Hammer Union Assy.		Max. length of hose (Ft.)	Max. W.P. (psi)
				(Lbs.)			
2	2.80	36	4.63	Female Sub/Seal 7341-1569 (7.8 Lbs.)	Male Sub/Nut 7341-1571 (17.7 Lbs.)	200	5,000

**RECOMMENDED FOR:** Used as a flexible connection between the cementing pump manifold and cementing head for conveyance of cement slurries at high pressure.

**TEMPERATURE:** -4°F to +250°F (-20°C to +121°C) continuous service.

**CONSTRUCTION:** **Tube:** Type C (Nitrile). Black. Specially compounded for handling abrasion and corrosion.  
**Reinforcement:** Multiple layers of spiraled high tensile steel wire.  
**Cover:** Type A (Neoprene). Black. Oil and abrasion resistant.

**COUPLINGS:** Crimped – Gates GSH™ with integral 2” Fig. 1502 hammer union couplings with male sub/nut and female sub/seal. Couplings can be supplied with your choice of end fittings. Please contact your nearest Gates E&S facility for more detailed information. (Refer to Gates E&S list at the beginning of this catalog).  
**NOTE: FIELD WELDING OF FITTINGS TO COUPLING IS NOT RECOMMENDED.**

**FITTINGS:** GSH with Integral 2” Fig. 1502 Hammer Unions



**PACKAGING:** Each length packaged in a carton.

**BRANDING:** One continuous longitudinal yellow transfer label (with serial number and code date embossed).  
Example: “GATES® BLACK GOLD® CEMENTING NOT FOR SOUR SERVICE 2 INCH MAX WP 5000 PSI TESTED TO 10000 PSI FSL 0 TEMP RANGE III ISO 14693 LICENSE 7K-0003 MADE IN U.S.A.”

**CERTIFICATION/STANDARDS:** API (American Petroleum Institute) Spec 7K.  
Coupling/Mat'l Traceability (Additional Cost)  
DNV Type Approval: NV D-3706  
ISO 14693  
Letter of Conformance (Additional Cost)  
Test Certificates  
3rd Party Witness Test (Additional Cost)

**OPTIONAL:** Accessories such as SAFETY CLAMPS are available.

ACID-CHEMICAL

AIR AND MULTI-PURPOSE

FOOD AND BEVERAGE

MARINE

MATERIAL HANDLING

MINING

OILFIELD

PETROLEUM TRANSFER

PRESSURE WASHER

STEAM

WATER

CLAMPS

COUPLINGS AND FERRULES

HOSE FINDER

CHEMICAL RESISTANCE TABLE





**Oilfield Hose  
Cementing (Nitrile Tube)  
10,000 psi W.P. – 15,000 Test – 22,500 Minimum Burst**

**Black Gold®**  
(Specification 4651ZA)

Nom. I.D. (In.)	Nom. O.D. (In.)	Min. Bend Radius (In.)	Wt. per Ft. of hose (Lbs.)	Crimped Coupling Wts. 1502 Hammer Union Assy.		Max. length of hose (Ft.)	Max. W.P. (psi)
				(Lbs.)			
2	2.80	48	4.66	Female Sub/Seal 7341-1569 (7.8 Lbs.)	Male Sub/Nut 7341-1571 (17.7 Lbs.)	200	10,000

- RECOMMENDED FOR:** Used as a flexible connection between the cementing pump manifold and cementing head for conveyance of cement slurries at high pressure.
- TEMPERATURE:** -4°F to +250°F (-20°C to +121°C) continuous service.
- CONSTRUCTION:** **Tube:** Type C (Nitrile). Black. Specially compounded for handling abrasion and corrosion.  
**Reinforcement:** Multiple layers of spiraled high tensile steel wire.  
**Cover:** Type L (MegaTuff®). Black. Oil and abrasion resistant.
- COUPLINGS:** Crimped – Gates GSH™ with integral 2” Fig. 1502 hammer union couplings with male sub/nut and female sub/seal. Couplings can be supplied with your choice of end fittings. Please contact your nearest Gates E&S facility for more detailed information. (Refer to Gates E&S list at the beginning of this catalog).  
**NOTE: FIELD WELDING OF FITTINGS TO COUPLING IS NOT RECOMMENDED.**
- FITTINGS:** GSH with Integral 2” Fig. 1502 Hammer Unions



- PACKAGING:** Each length packaged in a carton.
- BRANDING:** One continuous longitudinal yellow transfer label (with serial number and code date embossed).  
Example: “GATES® BLACK GOLD® CEMENTING NOT FOR SOUR SERVICE 2 INCH MAX WP 10000 PSI TESTED TO 15000 PSI FSL 0 TEMP RANGE III ISO 14693 LICENSE 7K-0003 MADE IN U.S.A.”
- CERTIFICATION/STANDARDS:** API (American Petroleum Institute) Spec 7K.  
Coupling/Mat'l Traceability (Additional Cost)  
DNV Type Approval: NV D-3706  
ISO 14693  
Letter of Conformance (Additional Cost)  
Test Certificates  
3rd Party Witness Test (Additional Cost)
- OPTIONAL:** Accessories such as SAFETY CLAMPS are available.

- ACID-CHEMICAL
- AIR AND MULTI-PURPOSE
- FOOD AND BEVERAGE
- MARINE
- MATERIAL HANDLING
- MINING
- OILFIELD**
- PETROLEUM TRANSFER
- PRESSURE WASHER
- STEAM
- WATER
- CLAMPS
- COUPLINGS AND FERRULES
- HOSE FINDER
- CHEMICAL RESISTANCE TABLE





**Oilfield Hose  
Sour Service  
5,000 psi W.P. – 10,000 Test – 12,500 Minimum Burst**

**Black Gold®**  
(Specification 4774F)

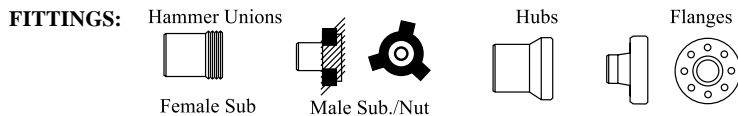
Nom. I.D. (In.)	Nom. O.D. (In.)	Min. Bend Radius (In.)	Wt. per Ft. of hose (Lbs.)	Coupling Threads API (T) (In.)	Swage Coupling Wts. Each (Lbs.)	Max. length of hose (Ft.)	Max. W.P. (psi)
2 1/2	4.15	36	10.1	3"	33	90	5,000
3	4.61	48	11.1	4"	44.5	90	5,000
3 1/2	5.25	54	13.2	4"	47	90	5,000
4	5.58	54	13.9	5"	55	90	5,000

**RECOMMENDED FOR:** Flexible connection between standpipe and swivel (Rotary Drilling) or between pump and standpipe (Rotary Vibrator).

**TEMPERATURE:** -4°F to +200°F (-20°C to +93°C) continuous service.

**CONSTRUCTION:** **Tube:** Type V (Fluoroelastomer). Black. Resists abrasion, corrosion, oil, and up to 20% H<sub>2</sub>S. NOTE: Hose is manufactured to handle up to 20% Hydrogen Sulfide (H<sub>2</sub>S) for 1 hour at 93°C (200°F) at rated working pressure.  
**Reinforcement:** Multiple layers of "close wound", high tensile steel cables, with one layer of adhesion fabric placed between cable layers. Multiple layers of reinforcement under cover.  
**Cover:** Type C<sub>4</sub> (Modified Nitrile). Black. Specially compounded UltraBraid cover is resistant to abrasion, corrosion, cutting, gouging, oil and weather.

**COUPLINGS:** Swaged – meets NACE MR0175. API male line pipe threads standard. Gates recommends butt-welded couplings. Couplings can be supplied with your choice of end fittings. Please contact your nearest Gates E&S facility for more detailed information. (Refer to Gates E&S list at the beginning of this catalog). NOTE: FIELD WELDING OF FITTINGS TO COUPLING IS NOT RECOMMENDED.



**PACKAGING:** Each length packaged in a heavy-duty wooden crate.

**BRANDING:** One continuous longitudinal yellow transfer label (with serial number and code date embossed). Example: "GATES® BLACK GOLD® SOUR SERVICE – MAX 20% H<sub>2</sub>S 4 INCH MAX WP 5000 PSI TESTED TO 10000 PSI MADE IN U.S.A."

**CERTIFICATION/STANDARDS:** Coupling/Mat'l Traceability (Additional Cost)  
Letter of Conformance (Additional Cost)  
NACE  
Test Certificates  
3rd Party Witness Test (Additional Cost)

**OPTIONAL:** Accessories such as SAFETY CLAMPS, HOSE LIFT EYE & COLLAR CLAMP and STAINLESS STEEL ARMOR are available.

ACID-CHEMICAL

AIR AND MULTI-PURPOSE

FOOD AND BEVERAGE

MARINE

MATERIAL HANDLING

MINING

OILFIELD

PETROLEUM TRANSFER

PRESSURE WASHER

STEAM

WATER

CLAMPS

COUPLINGS AND FERRULES

HOSE FINDER

CHEMICAL RESISTANCE TABLE





Oilfield Hose Sour Service

7,500 psi W.P. – 15,000 Test – 18,750 Minimum Burst

Black Gold® (Specification 4773LE)

ACID-CHEMICAL
AIR AND MULTI-PURPOSE
FOOD AND BEVERAGE
MARINE
MATERIAL HANDLING
MINING
OILFIELD
PETROLEUM TRANSFER
PRESSURE WASHER
STEAM
WATER
CLAMPS
COUPLINGS AND FERRULES
HOSE FINDER
CHEMICAL RESISTANCE TABLE






Nom. I.D. (In.)	Nom. O.D. (In.)	Min. Bend Radius (In.)	Wt. per Ft. of hose (Lbs.)	Swage Coupling Wts. Each (Lbs.)	Max. length of hose (Ft.)	Max. W.P. (psi)
2 1/2	5.14	48	20.6	62	90	7,500
3	5.64	48	23.0	70	90	7,500
3 1/2	6.05	54	24.6	75	90	7,500
4	6.40	60	26.4	90	90	7,500

**RECOMMENDED FOR:** Flexible connection between standpipe and swivel (Rotary Drilling) or between pump and standpipe (Rotary Vibrator).

**TEMPERATURE:** -4°F to +200°F (-20°C to +93°C) continuous service.

**CONSTRUCTION:** **Tube:** Type V (Fluoroelastomer). Black. Resists abrasion, corrosion, oil, and up to 20% H<sub>2</sub>S. NOTE: Hose is manufactured to handle up to 20% Hydrogen Sulfide (H<sub>2</sub>S) for 1 hour at 93°C (200°F) at rated working pressure.  
**Reinforcement:** Multiple layers of "close wound", high tensile steel cables, with one layer of adhesion fabric placed between cable layers. Multiple layers of reinforcement under cover.  
**Cover:** Type C<sub>4</sub> (Modified Nitrile). Black. Specially compounded UltraBration cover is resistant to abrasion, corrosion, cutting, gouging, oil and weather.

**COUPLINGS:** Swaged – meets NACE MR0175. API 7K hose assemblies with working pressures exceeding 5,000 psi, the end fitting will be butt welded onto the hose coupling. Couplings can be supplied with your choice of end fittings. Please contact your nearest Gates E&S facility for more detailed information. (Refer to Gates E&S list at the beginning of this catalog).  
NOTE: FIELD WELDING OF FITTINGS TO COUPLING IS NOT RECOMMENDED.

**FITTINGS:** Hammer Unions  Hubs  Flanges   
Female Sub  Male Sub./Nut 

**PACKAGING:** Each length packaged in a heavy-duty wooden crate.

**BRANDING:** One continuous longitudinal yellow transfer label (with serial number and code date embossed). Example: "GATES® BLACK GOLD® SOUR SERVICE – MAX 20% H<sub>2</sub>S 4 INCH MAX WP 7500 PSI TESTED TO 15000 PSI MADE IN U.S.A."

**CERTIFICATION/STANDARDS:** Coupling/Mat'l Traceability (Additional Cost)  
Letter of Conformance (Additional Cost)  
NACE  
Test Certificates  
3rd Party Witness Test (Additional Cost)

**OPTIONAL:** Accessories such as SAFETY CLAMPS, HOSE LIFT EYE & COLLAR CLAMP and STAINLESS STEEL ARMOR are available.





**Oilfield Hose  
Choke and Kill  
5,000 psi W.P. – 10,000 Test – 15,000 Minimum Burst**

**Black Gold®**  
(Specification 4774F\*/4773LE\*\*)

Nom. I.D. (In.)	Nom. O.D. (In.)	Min. Bend Radius (In.)	Wt. per Ft. of hose (Lbs.)	Swage Coupling Wts. Each (Lbs.)	Max. length of hose (Ft.)	Max. W.P. (psi)
2 1/2	4.15	36	10.1	33	90	5,000
3	4.61	48	11.1	44.5	90	5,000
3 1/2	5.25	54	13.2	47	90	5,000
4	6.40	60	26.4	90	90	5,000

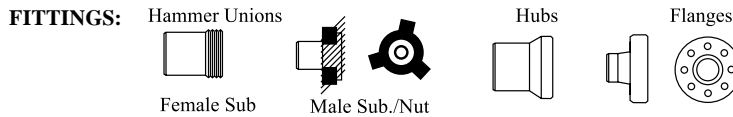
**RECOMMENDED FOR:**

Flexible hose between the riser and manifold or around the ball joint of offshore drilling rigs.

**TEMPERATURE:** -4°F to +200°F (-20°C to +93°C) continuous service.

**CONSTRUCTION:** **Tube:** Type V (Fluoroelastomer). Black. Resists abrasion, corrosion, oil, and up to 20% H<sub>2</sub>S. NOTE: Hose is manufactured to handle up to 20% Hydrogen Sulfide (H<sub>2</sub>S) for 1 hour at 93°C (200°F) at rated working pressure.  
**Reinforcement:** Multiple layers of "close wound", high tensile steel cables, with one layer of adhesion fabric placed between cable layers. Multiple layers of reinforcement under cover.  
**Cover:** Type C<sub>4</sub> (Modified Nitrile). Black. Specially compounded UltraBration cover is resistant to abrasion, corrosion, cutting, gouging, oil and weather.

**COUPLINGS:** Swaged – meets NACE MR0175. Per API – flexible Choke and Kill hose end fittings will be butt-welded and the pressure rating shall be equivalent to the pressure rating of the flexible hose. Couplings can be supplied with your choice of end fittings. Please contact your nearest Gates E&S facility for more detailed information. (Refer to Gates E&S list at the beginning of this catalog).  
NOTE: FIELD WELDING OF FITTINGS TO COUPLING IS NOT RECOMMENDED.



**PACKAGING:** Each length packaged in a heavy-duty wooden crate.

**BRANDING:** One continuous longitudinal yellow transfer label (with serial number and code date embossed). Example: "GATES® BLACK GOLD® CHOKE AND KILL – MAX 20% H<sub>2</sub>S 4 INCH MAX WP 5000 PSI TESTED TO 10000 PSI MADE IN U.S.A."

**CERTIFICATION/STANDARDS:** Coupling/Mat'l Traceability (Additional Cost)  
Letter of Conformance (Additional Cost)  
NACE  
Test Certificates  
3rd Party Witness Test (Additional Cost)

**OPTIONAL:** Accessories such as SAFETY CLAMPS, HOSE LIFT EYE & COLLAR CLAMP and STAINLESS STEEL ARMOR are available.

ACID-CHEMICAL

AIR AND MULTI-PURPOSE

FOOD AND BEVERAGE

MARINE

MATERIAL HANDLING

MINING

OILFIELD

PETROLEUM TRANSFER

PRESSURE WASHER

STEAM

WATER

CLAMPS

COUPLINGS AND FERRULES

HOSE FINDER

CHEMICAL RESISTANCE TABLE





Oilfield Hose  
Choke and Kill  
10,000 psi W.P. – 15,000 Test – 22,500 Minimum Burst

Black Gold®  
(Specification 4773LE)

Nom. I.D. (In.)	Nom. O.D. (In.)	Min. Bend Radius (In.)	Wt. per Ft. of hose (Lbs.)	Swage Coupling Wts. Each (Lbs.)	Max. length of hose (Ft.)	Max. W.P. (psi)
2 1/2	5.14	48	20.6	60	90	10,000
3	5.64	48	23.0	70	90	10,000
3 1/2	6.05	54	24.6	75	90	10,000

RECOMMENDED FOR:

Flexible hose between the riser and manifold or around the ball joint of offshore drilling rigs.

TEMPERATURE:

-4°F to +200°F (-20°C to +93°C) continuous service.

CONSTRUCTION:

**Tube:** Type V (Fluoroelastomer). Black. Resists abrasion, corrosion, oil, and up to 20% H<sub>2</sub>S. NOTE: Hose is manufactured to handle up to 20% Hydrogen Sulfide (H<sub>2</sub>S) for 1 hour at 93°C (200°F) at rated working pressure.

**Reinforcement:** Multiple layers of "close wound", high tensile plated steel cables, with one layer of adhesion fabric placed between cable layers. Multiple layers of reinforcement under cover.

**Cover:** Type C<sub>4</sub> (Modified Nitrile). Black. Specially compounded UltraBration cover is resistant to abrasion, corrosion, cutting, gouging, oil and weather.

COUPLINGS:

Swaged – meets NACE MR0175. Per API – flexible Choke and Kill hose end fittings will be butt-welded and the pressure rating shall be equivalent to the pressure rating of the flexible hose. Couplings can be supplied with your choice of end fittings. Please contact your nearest Gates E&S facility for more detailed information. (Refer to Gates E&S list at the beginning of this catalog).  
NOTE: FIELD WELDING OF FITTINGS TO COUPLING IS NOT RECOMMENDED.

FITTINGS:



PACKAGING:

Each length packaged in a heavy-duty wooden crate.

BRANDING:

One continuous longitudinal yellow transfer label (with serial number and code date embossed).  
Example: "GATES® BLACK GOLD® CHOKE AND KILL – MAX 20% H<sub>2</sub>S 3 INCH MAX WP 10000 PSI TESTED TO 15000 PSI MADE IN U.S.A."

CERTIFICATION/STANDARDS:

Coupling/Mat'l Traceability (Additional Cost)  
Letter of Conformance (Additional Cost)  
Lloyds Fire Test OD/1000/499  
NACE  
Test Certificates  
3rd Party Witness Test (Additional Cost)

OPTIONAL:

Accessories such as SAFETY CLAMPS, HOSE LIFT EYE & COLLAR CLAMP and STAINLESS STEEL ARMOR are available.

ACID-CHEMICAL
AIR AND MULTI-PURPOSE
FOOD AND BEVERAGE
MARINE
MATERIAL HANDLING
MINING
OILFIELD
PETROLEUM TRANSFER
PRESSURE WASHER
STEAM
WATER
CLAMPS
COUPLINGS AND FERRULES
HOSE FINDER
CHEMICAL RESISTANCE TABLE







**Oilfield Hose  
Super Choke and Kill  
15,000 psi W.P. – 22,500 Test – 33,750 Minimum Burst**

**Black Gold®**  
(Specification 4758L)

Nom. I.D. (In.)	Nom. O.D. (In.)	Min. Bend Radius (In.)	Wt. per Ft. of hose (Lbs.)	Swage Coupling Wts. Each (Lbs.)	Max. length of hose (Ft.)	Max. W.P. (psi)
2 1/2	5.66	60	29.4	130	90	15,000
3	6.16	60	33.2	172	90	15,000

**RECOMMENDED FOR:**

Flexible hose between the riser and manifold or around the ball joint of offshore drilling rigs.

**TEMPERATURE:**

-4°F to +200°F (-20°C to +93°C) continuous service.

**CONSTRUCTION:**

- Tube:** Type V (Fluoroelastomer). Black. Resists abrasion, corrosion, oil, and up to 20% H<sub>2</sub>S. NOTE: Hose is manufactured to handle up to 20% Hydrogen Sulfide (H<sub>2</sub>S) for 1 hour at 93°C (200°F) at rated working pressure.
- Reinforcement:** Multiple layers of "close wound", high tensile plated steel cables to withstand flexing and high pressures encountered in offshore operations. Multiple layers of fabric reinforcement under cover.
- Cover:** Type C<sub>4</sub> (Modified Nitrile). Black. Specially compounded UltraBration cover is resistant to abrasion, corrosion, cutting, gouging, oil and weather.

**COUPLINGS:**

Special Built-In – meets NACE MR0175. Per API – flexible Choke and Kill hose end fittings will be butt-welded and the pressure rating shall be equivalent to the pressure rating of the flexible hose. Couplings can be supplied with your choice of end fittings. Please contact your nearest Gates E&S facility for more detailed information. (Refer to Gates E&S list at the beginning of this catalog).  
NOTE: FIELD WELDING OF FITTINGS TO COUPLING IS NOT RECOMMENDED.

**FITTINGS:**



**PACKAGING:**

Each length packaged in a heavy-duty wooden crate.

**BRANDING:**

One continuous longitudinal yellow transfer label (with serial number and code date embossed).  
Example: "GATES® BLACK GOLD® SUPER CHOKE AND KILL – MAX 20% H<sub>2</sub>S 3 INCH MAX WP 15000 PSI TESTED TO 22500 PSI MADE IN U.S.A."

**CERTIFICATION/STANDARDS:**

- Coupling/Mat'l Traceability (Additional Cost)
- Letter of Conformance (Additional Cost)
- NACE
- Test Certificates
- 3rd Party Witness Test (Additional Cost)

**OPTIONAL:**

Accessories such as SAFETY CLAMPS, HOSE LIFT EYE & COLLAR CLAMP and STAINLESS STEEL ARMOR are available.

ACID-CHEMICAL
AIR AND MULTI-PURPOSE
FOOD AND BEVERAGE
MARINE
MATERIAL HANDLING
MINING
OILFIELD
PETROLEUM TRANSFER
PRESSURE WASHER
STEAM
WATER
CLAMPS
COUPLINGS AND FERRULES
HOSE FINDER
CHEMICAL RESISTANCE TABLE





**Oilfield Hose  
Rotary Decoking**

**5,000 psi W.P. – 10,000 Test – 12,500 Minimum Burst – Grade D**

**Black Gold®**  
(Specification 4774PE)

Nom. I.D. (In.)	Nom. O.D. (In.)	Min. Bend Radius (In.)	Wt. per Ft. of hose (Lbs.)	Swage Coupling Wts. Each (Lbs.)	Max. length of hose (Ft.)	Max. W.P. (psi)
3	4.61	48	10.8	44.5	90	5,000
3 1/2	5.25	54	12.8	47	90	5,000
4	5.61	54	13.4	55	90	5,000

**7,500 psi W.P. – 15,000 Test – 18,750 Minimum Burst – Grade E**

(Specification 4773PE)

Nom. I.D. (In.)	Nom. O.D. (In.)	Min. Bend Radius (In.)	Wt. per Ft. of hose (Lbs.)	Swage Coupling Wts. Each (Lbs.)	Max. length of hose (Ft.)	Max. W.P. (psi)
3	5.66	48	22.6	70	90	7,500
3 1/2	6.04	54	24.1	75	90	7,500
4	6.40	60	25.8	90	90	7,500

**RECOMMENDED FOR:**

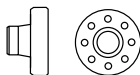
Coke is one of the by-products used in oil refining. It is stored in silos until it can be loaded into railroad cars for shipment. The coke hardens after being placed in the silos. To unload the coke from the silos, a decoking hose is attached to a drill stem which travels down the silo using warm, high-pressure water to wash the loosened coke from the silo.

**TEMPERATURE:** -4°F to +180°F (-20°C to +82°C) continuous service.

**CONSTRUCTION:** **Tube:** Type C<sub>3</sub> (Modified Nitrile). 3/16" thick. Black. Specially compounded for handling abrasion and corrosion.  
**Reinforcement:** Multiple layers of polyester cord over tube. Multiple layers of "close wound", high tensile steel cables with one layer of adhesion fabric placed between cable layers. Multiple layers of reinforcement under cover.  
**Cover:** Type C<sub>4</sub> (Modified Nitrile). Black. Specially compounded UltraBration cover is resistant to abrasion, corrosion, cutting, gouging, oil and weather.

**COUPLINGS:** Swaged – supplied with API standard flanges or equivalent of your choice. Please contact your nearest Gates E&S facility for more detailed information. (Refer to Gates E&S list at the beginning of this catalog).  
**NOTE: FIELD WELDING OF FITTINGS TO COUPLING IS NOT RECOMMENDED.**

**FITTINGS:** Flanges



**PACKAGING:** Each length packaged in a heavy-duty wooden crate.

**BRANDING:** One continuous longitudinal yellow transfer label (with serial number and code date embossed).  
Example: "GATES® BLACK GOLD® ROTARY VIBRATOR 3 INCH MAX WP 5000 PSI API SPEC 7K TESTED TO 10000 PSI GRADE D FSL 1 TEMP RANGE 1 ISO 14693 LICENSE 7K-0003 MADE IN U.S.A."

**CERTIFICATION/STANDARDS:** Coupling/Mat'l Traceability (Additional Cost)  
Letter of Conformance (Additional Cost)  
Test Certificates  
3rd Party Witness Test (Additional Cost)

**OPTIONAL:** Accessories such as SAFETY CLAMPS, HOSE LIFT EYE & COLLAR CLAMP and STAINLESS STEEL ARMOR are available.


ACID-CHEMICAL
AIR AND MULTI-PURPOSE
FOOD AND BEVERAGE
MARINE
MATERIAL HANDLING
MINING
OILFIELD
PETROLEUM TRANSFER
PRESSURE WASHER
STEAM
WATER
CLAMPS
COUPLINGS AND FERRULES
HOSE FINDER
CHEMICAL RESISTANCE TABLE




# Safety Clamps & Chain

For Rotary Vibrator/Drilling Hose

## Grade "D" Rotary Hose or Motion Compensator Hose 5,000 psi W.P. – 10,000 Test

Nom. I.D. (In.)	 (mm)	Standard Pack	Stock (X) or Minimum Order Qty.	Gates Item No.
2 1/2	63.5	1 Each	X	7361-0825
3	76.2	1 Each	X	7361-0830
3 1/2	88.9	1 Each	X	7361-0835
4	101.6	1 Each	X	7361-0840

## Grade "E" Rotary Hose 7,500 psi W.P. – 15,000 Test

Nom. I.D. (In.)	 (mm)	Standard Pack	Stock (X) or Minimum Order Qty.	Gates Item No.
2 1/2	63.5	1 Each	X	7361-0835
3	76.2	1 Each	X	7361-0840
3 1/2	88.9	1 Each	X	7361-0845
4	101.6	1 Each	X	7361-0850

**SAFETY CLAMP:** A set of safety clamps can be obtained on special order. Location for attaching these safety clamps is shown by notations marked at each end of the assembly.

**NOTE:** Not Sold Separately. Additional Cost. Contact Gates E&S for pricing.



**LIFT EYE**

**AND COLLAR:** Hose lift eye and collar clamp also available. Do not use safety clamp and chain for lifting.

**NOTE:** Additional Cost. Contact Gates E&S for pricing.



**STAINELSS STEEL ARMOR:** An external stainless steel armor shield can be supplied. Applied over the hose cover. The armor provides extra abrasion and mechanical protection for the hose, where external abuse is severe.

**NOTE:** Additional Cost. Contact Gates E&S for pricing.



ACID-CHEMICAL
AIR AND MULTI-PURPOSE
FOOD AND BEVERAGE
MARINE
MATERIAL HANDLING
MINING
<b>OILFIELD</b>
PETROLEUM TRANSFER
PRESSURE WASHER
STEAM
WATER
CLAMPS
COUPLINGS AND FERRULES
HOSE FINDER
CHEMICAL RESISTANCE TABLE



Oilfield Hose

**Powerbraid® Plus  
(Slim Hole Rotary)**

(Specification 3670H, 4651XL, 4651 ZL)

**1,500 - 3,000 Working Pressure (4651XL, 3670H)**

Nom. I.D.	⊖	Nom. O.D.	⊕	Max. W.P.	⊕	Suction	⊖	Min. Bend Radius	⊕	Wt. Per Ft.	⊕	Standard Pack	Stock (X) or Minimum Order Qty.	Gates Item No.	List Price Per Ft.
(In.)	(mm)	(In.)	(mm)	(psi)	(MPa)	(In. Hg)	(mm Hg)	(In.)	(mm)	(Lbs.)	(Kg)				
2	50.8	2.63	66.8	3000	20.68	—	—	25.0	635	2.95	1.34	50 ft.	X	3670-0655	\$100.49
2	50.8	2.63	66.8	3000	20.68	—	—	25.0	635	2.95	1.34	200 ft.	X	3670-0660	100.49
2 1/2	63.5	3.38	85.9	2500	17.24	—	—	30.0	762	3.60	1.64	50 ft.	X	3670-0656	117.06
3	76.2	3.90	99.1	2000	13.79	—	—	36.0	914	4.74	2.15	50 ft.	X	3670-0657	125.42
4	101.6	5.06	128.5	1500	10.30	—	—	48.0	1219	7.22	3.28	50 ft.	X	3670-0701	156.77

**5,000 Working Pressure (4651ZL)**

Nom. I.D.	⊖	Nom. O.D.	⊕	Max. W.P.	⊕	Suction	⊖	Min. Bend Radius	⊕	Wt. Per Ft.	⊕	Standard Pack	Stock (X) or Minimum Order Qty.	Gates Item No.	List Price Per Ft.
(In.)	(mm)	(In.)	(mm)	(psi)	(MPa)	(In. Hg)	(mm Hg)	(In.)	(mm)	(Lbs.)	(Kg)				
1	25.4	1.53	38.9	5000	34.47	—	—	12.0	305	1.49	.68	200 ft.	X	3670-0665	\$69.08
1 1/4	31.8	1.97	50.0	5000	34.47	—	—	16.5	419	2.67	1.21	200 ft.	X	3670-0670	97.80
1 1/2	38.1	2.26	57.4	5000	34.47	—	—	20.0	508	3.33	1.51	200 ft.	X	3670-0675	114.08
2	50.8	2.80	71.1	5000	34.47	—	—	25.0	635	4.94	2.25	50 ft.	X	3670-0679	148.50
2	50.8	2.80	71.1	5000	34.47	—	—	25.0	635	4.94	2.25	200 ft.	X	3670-0680	148.50

**RECOMMENDED FOR:** Rotary applications on workover rigs and slim hole or seismograph rigs designed to operate at a maximum of 1,500 to 5,000 PSI rated working pressure depending on size. Applications on small or medium-size drilling rigs used for water well operations, water well core drill, blast or shot hole operations. Hoses are flexible connectors in pressure lines used in conveying mud or air. For normal air or mud applications and where increased resistance to external abuse or pump pulsations is required.

**TEMPERATURE:** -40°F to +180°F (-40°C to +82°C) continuous service.

**CONSTRUCTION:** **Tube:** Type C (Nitrile). Black.  
**Reinforcement:** High tensile steel wire.  
**Cover:** Type A (Neoprene). Black. All sizes are perforated.  
**Design Factor:** 2.5:1

**COUPLINGS:** 1 1/4" I.D. 5,000 psi. Gates 20GS-20MPAPI (7347-7695)  
 1" I.D. 5,000 psi. Gates 16GS-16MPLH (7347-7654)  
 2 1/2", 3" and 4" - Swaged-On Permanent Couplings - API threads on connecting end of stem for easy flange attachment. Strong collar to anchor ferrule to stem. Electroplated steel. Also available in stainless steel and other special metals. Wildman Type Q reusable couplings.  
 4" - Use George Myer Stem and Ferrule.

71 Permanent (Mulconroy - API threads only) or reusable male couplings (Wildman - API threads only).  
 77 GSH® with Integral 2" Fig. 1502 Hammer Unions or 80 Gates GSP (1 1/2" or 2" only). Reference the Hose Coupling Section.

For GS couplings reference Gates Hydraulic Hose catalog #35093.  
 Sources: Dixon Valve and Coupling Co., George Myer Co, Inc.

**PACKAGING:** All sizes packaged 1 length in a carton.

**BRANDING:** Continuous transfer label. Example: "GATES® POWERBRAID® PLUS SLIM HOLE ROTARY 2 INCH 3000 PSI WP FLAME RESISTANT, MSHA 2G-IC-11C MADE IN U.S.A."

**SPECIAL ORDER REQUIREMENTS:** Special production runs require minimum order quantities of 3,000 feet for 1" and 1,800 feet for 1 1/4" through 2". For 2", 2 1/2", 3" and 4" 50 foot lengths, minimum is 600 feet. Maximum length available for 2 1/2", 3" and 4" is 50 feet.

**REMNANT LENGTHS:** Remnant lengths are sometimes available in popular sizes at a discount. Contact Gates Corporation for pricing, order requirements and availability.

**STANDARDS:** **Tube:** ARPM (Class A) High oil resistance.  
**Cover:** Meets MSHA 30 CFR 18.65. Flame resistant.

ACID-CHEMICAL

AIR AND MULTI-PURPOSE

FOOD AND BEVERAGE

MARINE

MATERIAL HANDLING

MINING

OILFIELD

PETROLEUM TRANSFER

PRESSURE WASHER

STEAM

WATER

CLAMPS

COUPLINGS AND FERRULES

HOSE FINDER

CHEMICAL RESISTANCE TABLE





## Oilfield Hose

# 16 EFBOP Blow-Out Preventer

(Specification 4651ZL, 4651XL)

Nom. I.D.	⊖	Nom. O.D.	⊕	Max. W.P.	⊕	Suction	⊖	Min. Bend Radius	⊕	Wt. Per Ft.	⊕	Standard Pack	Stock (X) or Minimum Order Qty.	Gates Item No.	List Price Per Ft.
(In.)	(mm)	(In.)	(mm)	(psi)	(MPa)	(In. Hg)	(mm Hg)	(In.)	(mm)	(Lbs.)	(Kg)				
1	25.4	1.53	38.9	6000	41.36	—	—	12.0	305	1.49	.68	200 ft.	X	3670-0140	\$36.80
1	25.4	1.53	38.9	5000	34.97	—	—	12.0	305	1.49	.68	200 ft.	X	3670-0141	29.67

**RECOMMENDED FOR:** Insert hose in all oilfield blow-out systems. This rugged hose has been tested for 5,000 psi STATIC pressure requirements.

**CAUTION:** Insert must be sleeved and shielded for BOP applications in accordance with applicable specifications.

**TEMPERATURE:** -40°F to +250°F (-40°C to +121°C) continuous service.

**CONSTRUCTION:**  
**Tube:** Type C (Nitrile). Black. Petroleum and Bio-degradable oil resistant.  
**Reinforcement:** High tensile steel wire. (Minimum 4:1 design factor for static applications).  
**Cover:** Type A (Neoprene). Black. Red lettering.  
**Design Factor:** 4:1

**COUPLINGS:** Gates GlobalSpiral. Stem 16GS-16MPAPI (7347-79285), 16GS-16MPLH (7347-76545). Ferrule 16GS1F-4 (7347-03145). See the Gates Hydraulics catalog 35093.

**PACKAGING:** 200' per carton.

**BRANDING:** Continuous transfer label. Example: "GATES® ENVIROFLUID™ 16 EFBOP 5000 PSI MAX STATIC WP USE ONLY FOR BLOW OUT PREVENTER INSERT HOSE MADE IN U.S.A."

**SPECIAL ORDER REQUIREMENTS:** Special production runs require minimum order quantities of 3000 feet. If a special transfer label is required, contact Gates Corporation for minimum quantity.

**REMNANT LENGTHS:** None.

**STANDARDS:**  
**Tube:** ARPM (Class A) High oil resistance.  
**Cover:** Meets MSHA 30 CFR 18.65. Flame resistant.

ACID-CHEMICAL

AIR AND MULTI-PURPOSE

FOOD AND BEVERAGE

MARINE

MATERIAL HANDLING

MINING

OILFIELD

PETROLEUM TRANSFER

PRESSURE WASHER

STEAM

WATER

CLAMPS

COUPLINGS AND FERRULES

HOSE FINDER

CHEMICAL RESISTANCE TABLE





Oilfield Hose

Blender Transfer

(Specification 4110DW)

ACID-CHEMICAL
AIR AND MULTI-PURPOSE
FOOD AND BEVERAGE
MARINE
MATERIAL HANDLING
MINING
<b>OILFIELD</b>
PETROLEUM TRANSFER
PRESSURE WASHER
STEAM
WATER
CLAMPS
COUPLINGS AND FERRULES
HOSE FINDER
CHEMICAL RESISTANCE TABLE

Nom. I.D. (In.)	⊖ (mm)	Nom. O.D. (In.)	⊕ (mm)	Max. W.P. (psi)	Ⓜ (MPa)	Suction (In. Hg)	⊖ (mm Hg)	Min. Bend Radius (In.)	Ⓜ (mm)	Wt. Per Ft. (Lbs.)	Ⓜ (Kg)	Standard Pack	Stock (X) or Minimum Order Qty.	Gates Item No.	List Price Per Ft.
4	101.6	4.73	120.1	150	1.03	—	—	—	—	3.07	1.40	100 ft.	400 ft.	4110-0400	\$65.63
5	127.0	5.73	145.5	150	1.03	—	—	—	—	3.77	1.71	100 ft.	400 ft.	4110-0500	80.58

**RECOMMENDED FOR:** Transfer of water, petroleum based fluids, dilute acids, chemicals and abrasive slurries used in oil and gas well stimulation and fracing.

**TEMPERATURE:** -40°F to +180°F (-40°C to +82°C).

**CONSTRUCTION:** **Tube:** Type C (Nitrile). Black.  
**Reinforcement:** Synthetic, high tensile textile.  
**Cover:** Type A (Neoprene). Black with red spiral stripe.  
**Design Factor:** 4:1

**PACKAGING:** 100' length coiled and wrapped in polyethylene.

**BRANDING:** Continuous transfer label. Example: "GATES® Blender Transfer 150 PSI (1.03MPa) WP Made In U.S.A."

**SPECIAL ORDER REQUIREMENTS:** Special production runs require minimum order quantities of 400 feet for 4" and 200 feet for 5". If a special transfer label is required, contact Gates Corporation for minimum quantity.

**REMNANT LENGTHS:** None.

**STANDARDS:** **Tube:** ARPM (Class A) High oil resistance.





## Oilfield Hose

# Oilfield Vacuum

(Specification 4688)

Nom. I.D.	⊖	Nom. O.D.	⊕	Max. W.P.	⊕	Suction	⊖	Min. Bend Radius	⊕	Wt. Per Ft.	⊕	Standard Pack	Stock (X) or Minimum Order Qty.	Gates Item No.	List Price Per Ft.
(In.)	(mm)	(In.)	(mm)	(psi)	(MPa)	(In. Hg)	(mm Hg)	(In.)	(mm)	(Lbs.)	(Kg)				
2	51.0	2.47	63.0	150	1.03	30.0	762	4.0	102	1.05	.44	100 ft.	X	4688-1761	\$17.05
3	76.0	3.52	89.0	150	1.03	30.0	762	6.0	152	2.17	.67	100 ft.	X	4688-1762	25.18
4	102.0	4.52	115.0	100	.69	30.0	762	8.0	203	2.14	.89	100 ft.	X	4688-1763	33.70
6	152.0	6.67	169.0	60	.41	30.0	762	18.0	457	4.37	1.98	100 ft.	200 ft.	4688-1764	65.95

**RECOMMENDED FOR:** An economical, light weight hose designed for oilfield waste pit recovery, tank truck service, including oil field vacuum truck, where full suction or rated working pressures are required. Ideal for applications handling crude oil, salt and fresh water, tank bottoms, drilling mud, dilute solutions of hydrochloric acids and sewage transfer. Reference Gates Chemical Resistance Table.

**CAUTION:** NOT RECOMMENDED FOR REFINED PETROLEUM PRODUCTS SUCH AS GASOLINE OR DIESEL. DRAIN HOSE AFTER USE.

**TEMPERATURE:** -40°F to +150°F (-40°C to +66°C) continuous service. NOTE: Diesel fuel normally conveyed below 120°F (+49°C).

**CONSTRUCTION:** **Tube:** Type C (Nitrile). Black.  
**Reinforcement:** Synthetic, high tensile textile cord with steel wire helix.  
**Cover:** Type D (SBR). Black corrugated with blue spiral stripe.  
**Design Factor:** 3:1

**COUPLINGS:** 6, 7 or 78. (for ambient temperatures only). Reference the Hose Coupling Section.

**PACKAGING:** All lengths coiled and wrapped in polyethylene.

**BRANDING:** Continuous transfer label. Example: "GATES® Oilfield Vacuum 150 PSI (1.03 MPa) W.P."

**SPECIAL ORDER REQUIREMENTS:** If a special transfer label is required, contact Gates Corporation for minimum quantity.

**REMNANT LENGTHS:** None.

**STANDARDS:** **Tube:** ARPM (Class B) Medium oil resistance.

ACID-CHEMICAL

AIR AND MULTI-PURPOSE

FOOD AND BEVERAGE

MARINE

MATERIAL HANDLING

MINING

OILFIELD

PETROLEUM TRANSFER

PRESSURE WASHER

STEAM

WATER

CLAMPS

COUPLINGS AND FERRULES

HOSE FINDER

CHEMICAL RESISTANCE TABLE







Oilfield Hose

Oilfield Service 400D  
(Discharge)

(Specification 4110SH, 4110MT)

Neoprene (4110SH)

Nom. I.D.	⊖	Nom. O.D.	⊕	Max. W.P.	⊕	Suction	⊖	Min. Bend Radius	R <sub>2</sub>	Wt. Per Ft.	⚖	Standard Pack	Stock (X) or Minimum Order Qty.	Gates Item No.	List Price Per Ft.
(In.)	(mm)	(In.)	(mm)	(psi)	(MPa)	(In. Hg)	(mm Hg)	(In.)	(mm)	(Lbs.)	(Kg)				
2	50.8	2.70	68.6	400	2.76	10.0	254	17.0	432	1.51	.69	200 ft.	X	4110-0715	\$41.60
3	76.2	3.67	93.2	400	2.76	10.0	254	22.0	559	2.14	.97	200 ft.	X	4110-0716	57.78
4	101.6	4.83	122.7	400	2.76	10.0	254	30.0	762	3.43	1.56	200 ft.	X	4110-0717	72.33

MegaTuff® UHMWPE (4110MT)

Nom. I.D.	⊖	Nom. O.D.	⊕	Max. W.P.	⊕	Suction	⊖	Min. Bend Radius	R <sub>2</sub>	Wt. Per Ft.	⚖	Standard Pack	Stock (X) or Minimum Order Qty.	Gates Item No.	List Price Per Ft.
(In.)	(mm)	(In.)	(mm)	(psi)	(MPa)	(In. Hg)	(mm Hg)	(In.)	(mm)	(Lbs.)	(Kg)				
3	76.2	3.67	93.2	400	2.76	10.0	254	22.0	559	2.43	1.11	100 ft.	X	4110-1107	\$63.56
3	76.2	3.67	93.2	400	2.76	10.0	254	22.0	559	2.43	1.11	200 ft.	X	4110-1101	63.56
4	101.6	4.84	122.9	400	2.76	10.0	254	30.0	762	3.69	1.67	100 ft.	X	4110-1108	79.56
4	101.6	4.84	122.9	400	2.76	10.0	254	30.0	762	3.69	1.67	200 ft.	X	4110-1102	79.56

**RECOMMENDED FOR:** Transfer of water, petroleum based fluids, dilute acids, chemicals and abrasive slurries used in oil and gas well stimulation and fracking. Transfer of refined fuels (commercial gasoline, diesel fuel) oils and other petroleum products. Transfer hoses are designed for intermittent contact with refined fuels and must be drained after use. Ideal for offshore/onshore dock hose transfer applications involving discharge service for diesel oils and other similar petroleum products where an extremely lightweight, flexible hose with a high rated working pressure and a small minimum bend radius is required. For bio-diesel and other alternative fuel applications, see Longhorn® AF. Petroleum transfer hoses may be used with all grades of bio-diesel only if the exposure is intermittent and the hose is drained between uses.

**CAUTION:** Do not convey fuels over 120°F (+49°C).

**TEMPERATURE:** -40°F to +180°F (-40°C to +82°C) continuous service.

**CONSTRUCTION:**  
**Tube:** Type C (Nitrile). Black.  
**Reinforcement:** Synthetic, high tensile textile with static wire.  
**Cover:** Type A (Neoprene). Black with red spiral stripe. (4110SH)  
 Type L (Ultrahigh Molecular Weight Polyethylene) (4110MT)

**Design Factor:** 4:1

**COUPLINGS:** 14, 15 or 71. Reference the Hose Coupling Section.

**PACKAGING:** 200' length coiled and wrapped in polyethylene.

**BRANDING:** Continuous transfer label. Example: "GATES® OILFIELD SERVICE 400D, 400 PSI (2.76MPa) WP Made In U.S.A."

**SPECIAL ORDER REQUIREMENTS:** Special production runs require minimum order quantities of 400 feet per size. If a special transfer label is required, contact Gates Corporation for minimum quantity.

Specific cut lengths available through the Cut Length Program. Contact Customer Service for details.

**REMNANT LENGTHS:** Remnant lengths are sometimes available in popular sizes at a discount. Contact Gates Corporation for pricing, order requirements and availability.

**STANDARDS:** **Tube:** ARPM (Class A) High oil resistance.

ACID-CHEMICAL

AIR AND MULTI-PURPOSE

FOOD AND BEVERAGE

MARINE

MATERIAL HANDLING

MINING

OILFIELD

PETROLEUM TRANSFER

PRESSURE WASHER

STEAM

WATER

CLAMPS

COUPLINGS AND FERRULES

HOSE FINDER

CHEMICAL RESISTANCE TABLE





## Oilfield Hose

# Oilfield Service 400SD (Suction and Discharge)

(Specification 4688SH)

Nom. I.D.	Ø	Nom. O.D.	Ø	Max. W.P.	⊕	Suction	○	Min. Bend Radius	⊕	Wt. Per Ft.	⚖	Standard Pack	Stock (X) or Minimum Order Qty.	Gates Item No.	List Price Per Ft.
(In.)	(mm)	(In.)	(mm)	(psi)	(MPa)	(In. Hg)	(mm Hg)	(In.)	(mm)	(Lbs.)	(Kg)				
2	50.8	2.84	72.1	400	2.76	30.0	762	15.0	381	2.03	.92	200 ft.	X	4688-0590	\$57.67
3	76.2	4.00	101.6	400	2.76	30.0	762	20.0	508	3.66	1.66	200 ft.	X	4688-0591	73.97
4	101.6	4.99	126.8	400	2.76	30.0	762	25.0	635	4.64	2.11	200 ft.	X	4688-0592	87.27

**RECOMMENDED FOR:** Transfer of water, petroleum based fluids, dilute acids, chemicals and abrasive slurries used in oil and gas well stimulation and fracking. Transfer of refined fuels (commercial gasoline, diesel fuel) oils and other petroleum products. Transfer hoses are designed for intermittent contact with refined fuels and must be drained after use. Ideal for offshore/onshore dock hose transfer applications involving suction and discharge service for diesel oils and other similar petroleum products where an extremely lightweight, hardwall, flexible hose with a high rated working pressure and a small minimum bend radius is required. For bio-diesel and other alternative fuel applications, see Longhorn® AF. Petroleum transfer hoses may be used with all grades of bio-diesel only if the exposure is intermittent and the hose is drained between uses.

**CAUTION:** Do not convey fuels over 120°F (+49°C).

**TEMPERATURE:** -40°F to +180°F (-40°C to +82°C) continuous service.

**CONSTRUCTION:**  
**Tube:** Type C (Nitrile). Black.  
**Reinforcement:** Synthetic, high tensile textile with steel wire helix.  
**Cover:** Type A (Neoprene). Black with red spiral stripe.  
**Design Factor:** 4:1

**COUPLINGS:** 14, 15 or 71. Reference the Hose Coupling Section.

**PACKAGING:** 200' length coiled and wrapped in polyethylene.

**BRANDING:** Continuous transfer label. Example: "GATES® OILFIELD SERVICE 400SD, 400 PSI (2.76 MPa) WP Made In U.S.A."

**SPECIAL ORDER REQUIREMENTS:** Special production runs require minimum order quantities of 400 feet per size. If a special transfer label is required, contact Gates Corporation for minimum quantity. Specific cut lengths available through the Cut Length Program. Contact Customer Service for details.

**REMNANT LENGTHS:** Remnant lengths are sometimes available in popular sizes at a discount. Contact Gates Corporation for pricing, order requirements and availability.

**STANDARDS:** **Tube:** ARPM (Class A) High oil resistance.

ACID-CHEMICAL

AIR AND MULTI-PURPOSE

FOOD AND BEVERAGE

MARINE

MATERIAL HANDLING

MINING

OILFIELD

PETROLEUM TRANSFER

PRESSURE WASHER

STEAM

WATER

CLAMPS

COUPLINGS AND FERRULES

HOSE FINDER

CHEMICAL RESISTANCE TABLE





Petroleum Transfer Hose

**Longhorn®**  
(Specification 4688CC, 4688DC)

Smooth Cover (4688CC)

Nom. I.D.	⊖	Nom. O.D.	⊖	Max. W.P.	⊖	Suction	⊖	Min. Bend Radius	⊖	Wt. Per Ft.	⊖	Standard Pack	Stock (X) or Minimum Order Qty.	Gates Item No.	List Price Per Ft.
(In.)	(mm)	(In.)	(mm)	(psi)	(MPa)	(In. Hg)	(mm Hg)	(In.)	(mm)	(Lbs.)	(Kg)				
1	25.4	1.50	38.1	150	1.03	30.0	762	3.0	76	.54	.25	100 ft.	X	4688-1305	\$17.36
1	25.4	1.50	38.1	150	1.03	30.0	762	3.0	76	.54	.25	200 ft.	X	4688-0454	17.36
1 1/4	31.8	1.75	44.5	150	1.03	30.0	762	4.0	102	.71	.32	100 ft.	X	4688-1306	18.99
1 1/2	38.1	2.02	51.3	150	1.03	30.0	762	4.0	102	1.05	.48	100 ft.	X	4688-1307	20.83
1 1/2	38.1	2.02	51.3	150	1.03	30.0	762	4.0	102	1.05	.48	200 ft.	X	4688-1493	20.83
2	50.8	2.52	64.0	150	1.03	30.0	762	6.0	152	1.34	.61	100 ft.	X	4688-1308	21.90
2	50.8	2.52	64.0	150	1.03	30.0	762	6.0	152	1.34	.61	200 ft.	X	4688-1342	21.90
2 1/2	63.5	3.05	77.5	150	1.03	30.0	762	8.0	203	1.76	.80	100 ft.	X	4688-1309	29.20
2 1/2	63.5	3.05	77.5	150	1.03	30.0	762	8.0	203	1.76	.80	200 ft.	X	4688-0455	29.20
3	76.2	3.53	90.9	150	1.03	30.0	762	9.0	229	2.40	1.09	100 ft.	X	4688-1310	33.67
3	76.2	3.53	90.9	150	1.03	30.0	762	9.0	229	2.40	1.09	200 ft.	X	4688-1343	33.67
4	101.6	4.62	117.4	150	1.03	30.0	762	12.0	305	3.29	1.50	100 ft.	X	4688-1311	47.60
4	101.6	4.62	117.4	150	1.03	30.0	762	12.0	305	3.29	1.50	200 ft.	X	4688-1344	47.60
6	152.4	6.87	174.5	150	1.03	30.0	762	17.0	432	5.91	2.68	100 ft.	X	4688-1465	114.24

Corrugated Cover (4688DC)

Nom. I.D.	⊖	Nom. O.D.	⊖	Max. W.P.	⊖	Suction	⊖	Min. Bend Radius	⊖	Wt. Per Ft.	⊖	Standard Pack	Stock (X) or Minimum Order Qty.	Gates Item No.	List Price Per Ft.
(In.)	(mm)	(In.)	(mm)	(psi)	(MPa)	(In. Hg)	(mm Hg)	(In.)	(mm)	(Lbs.)	(Kg)				
2	50.8	2.52	64.0	150	1.03	30.0	762	5.0	127	1.08	.49	100 ft.	X	4688-1351	\$21.90
3	76.2	3.53	90.9	150	1.03	30.0	762	8.0	203	2.67	1.21	100 ft.	X	4688-1352	33.67
4	101.6	4.64	117.9	150	1.03	30.0	762	11.0	279	3.14	1.43	100 ft.	X	4688-1353	47.60
6	152.4	6.87	174.5	150	1.03	30.0	762	17.0	432	7.51	3.41	50 ft.	X	4688-1355	114.24
6	152.4	6.87	174.5	150	1.03	30.0	762	17.0	432	5.91	2.68	100 ft.	X	4688-1612	114.24
6	152.4	6.87	174.5	150	1.03	30.0	762	17.0	432	5.91	2.68	200 ft.	X	4688-1362	114.24

**RECOMMENDED FOR:** Transfer of refined fuels (commercial gasoline and diesel fuel), oils and other petroleum products. Ideal for oilfield service truck use.

**CAUTION:** Service life of transfer hoses can be extended by draining hoses after use. For bio-diesel and other alternative fuel applications, see Longhorn® AF. Petroleum transfer hoses may be used with all grades of bio-diesel only if the exposure is intermittent and the hose is drained between uses.

**TEMPERATURE:** -40°F to +180°F (-40°C to +82°C). Warning: Do not convey fuels over 120°F (+49°C).

**CONSTRUCTION:** **Tube:** Type C (Nitrile). Black.  
**Reinforcement:** Synthetic, high tensile textile with steel wire helix.  
**Cover:** Type A (Neoprene). Black with red spiral stripe.  
**Design Factor:** 4:1

**COUPLINGS:** 7, 26, 49 or 78. (for ambient temperatures only). Reference the Hose Coupling Section.

**PACKAGING:** All lengths coiled and wrapped in polyethylene.

**BRANDING:** Continuous transfer label. Example: "GATES® Longhorn® Petroleum Transfer 150 PSI (1.03MPa) WP Made In U.S.A."

**SPECIAL ORDER REQUIREMENTS:** Special production runs require minimum order quantities of 400 feet for sizes through 4" and 200 feet for sizes above 4". If a special transfer label is required, contact Gates Corporation for minimum quantity.

Specific cut lengths available through the Cut Length Program. Contact Customer Service for details.

**REMNANT LENGTHS:** Remnant lengths are sometimes available in popular sizes at a discount. Contact Gates Corporation for pricing, order requirements and availability.

**STANDARDS:** **Tube:** ARPM (Class A) High oil resistance.

ACID-CHEMICAL

AIR AND MULTI-PURPOSE

FOOD AND BEVERAGE

MARINE

MATERIAL HANDLING

MINING

OILFIELD

PETROLEUM TRANSFER

PRESSURE WASHER

STEAM

WATER

CLAMPS

COUPLINGS AND FERRULES

HOSE FINDER

CHEMICAL RESISTANCE TABLE





## Petroleum Transfer Hose

# Longhorn® AF (Alternative Fuel)

(Specification 4688AC, 4688AF)

### Smooth Cover (4688AF)

Nom. I.D.	⊖	Nom. O.D.	⊖	Max. W.P.	⊖	Suction		Min. Bend Radius	R <sub>b</sub>	Wt. Per Ft.	⊖	Standard Pack	Stock (X) or Minimum Order Qty.	Gates Item No.	List Price Per Ft.
(in.)	(mm)	(in.)	(mm)	(psi)	(MPa)	(in. Hg)	(mm Hg)	(in.)	(mm)	(Lbs.)	(Kg)				
1	25.4	1.50	38.1	150	1.03	30.0	762	3.0	76	.59	.27	100 ft.	X	4688-1700	\$19.09
1	25.4	1.50	38.1	150	1.03	30.0	762	3.0	76	.59	.27	200 ft.	400 ft.	4688-1701	19.09
1 1/4	31.8	1.75	44.5	150	1.03	30.0	762	4.0	102	.70	.32	100 ft.	X	4688-1702	20.89
1 1/4	31.8	1.75	44.5	150	1.03	30.0	762	4.0	102	.70	.32	200 ft.	400 ft.	4688-1703	20.89
1 1/2	38.1	2.02	51.3	150	1.03	30.0	762	4.0	102	.87	.40	100 ft.	X	4688-1704	22.91
1 1/2	38.1	2.02	51.3	150	1.03	30.0	762	4.0	102	.87	.40	200 ft.	400 ft.	4688-1705	22.91
2	50.8	2.52	64.0	150	1.03	30.0	762	6.0	152	1.10	.50	100 ft.	X	4688-1706	24.09
2	50.8	2.52	64.0	150	1.03	30.0	762	6.0	152	1.10	.50	200 ft.	400 ft.	4688-1707	24.09
2 1/2	63.5	3.05	77.5	150	1.03	30.0	762	8.0	203	1.47	.67	100 ft.	X	4688-1708	32.13
2 1/2	63.5	3.05	77.5	150	1.03	30.0	762	8.0	203	1.47	.67	200 ft.	400 ft.	4688-1709	32.13
3	76.2	3.53	89.7	150	1.03	30.0	762	9.0	229	1.86	.85	100 ft.	X	4688-1710	37.04
3	76.2	3.53	89.7	150	1.03	30.0	762	9.0	229	1.86	.85	200 ft.	400 ft.	4688-1711	37.04
4	101.6	4.57	116.1	150	1.03	30.0	762	12.0	305	2.59	1.18	100 ft.	X	4688-1712	52.36
4	101.6	4.57	116.1	150	1.03	30.0	762	12.0	305	2.59	1.18	200 ft.	400 ft.	4688-1713	52.36

### Corrugated Cover (4688AC)

Nom. I.D.	⊖	Nom. O.D.	⊖	Max. W.P.	⊖	Suction		Min. Bend Radius	R <sub>b</sub>	Wt. Per Ft.	⊖	Standard Pack	Stock (X) or Minimum Order Qty.	Gates Item No.	List Price Per Ft.
(in.)	(mm)	(in.)	(mm)	(psi)	(MPa)	(in. Hg)	(mm Hg)	(in.)	(mm)	(Lbs.)	(Kg)				
1	25.4	1.50	38.1	150	1.03	30.0	762	3.0	76	.59	.27	100 ft.	X	4688-1718	\$19.09
1	25.4	1.50	38.1	150	1.03	30.0	762	3.0	76	.59	.27	200 ft.	400 ft.	4688-1719	19.09
1 1/4	31.8	1.75	44.5	150	1.03	30.0	762	4.0	102	.70	.32	100 ft.	X	4688-1720	20.89
1 1/4	31.8	1.75	44.5	150	1.03	30.0	762	4.0	102	.70	.32	200 ft.	400 ft.	4688-1721	20.89
1 1/2	38.1	2.02	51.3	150	1.03	30.0	762	4.0	102	.87	.40	100 ft.	X	4688-1722	22.91
1 1/2	38.1	2.02	51.3	150	1.03	30.0	762	4.0	102	.87	.40	200 ft.	400 ft.	4688-1723	22.91
2	50.8	2.52	64	150	1.03	30.0	762	6.0	152	.59	.27	100 ft.	X	4688-1724	24.09
2	50.8	2.52	64	150	1.03	30.0	762	6.0	152	.59	.27	200 ft.	400 ft.	4688-1725	24.09
2 1/2	63.5	3.05	77.5	150	1.03	30.0	762	8.0	203	1.47	.67	100 ft.	X	4688-1726	32.13
2 1/2	63.5	3.05	77.5	150	1.03	30.0	762	8.0	203	1.47	.67	200 ft.	400 ft.	4688-1727	32.13
3	76.2	3.53	89.7	150	1.03	30.0	762	9.0	229	1.86	.85	100 ft.	X	4688-1728	37.04
3	76.2	3.53	89.7	150	1.03	30.0	762	9.0	229	1.86	.85	200 ft.	400 ft.	4688-1729	37.04
4	101.6	4.57	116.1	150	1.03	30.0	762	12.0	305	2.59	1.18	100 ft.	X	4688-1730	52.36
4	101.6	4.57	116.1	150	1.03	30.0	762	12.0	305	2.59	1.18	200 ft.	400 ft.	4688-1731	52.36

**RECOMMENDED FOR:** Longhorn AF is designed and engineered specifically for constant contact use in the transfer of alternative fuels such as bio-diesel, bio-diesel blends, ethanol and ethanol blends. It can also be used for constant contact use in the transfer of commercial gasolines, diesel fuels, oils and other petroleum products. It is ideal for tank truck, terminal loading and in-plant operations.

**CAUTION:** Service life of transfer hoses can be extended by draining hoses after use.

**TEMPERATURE:** -30°F to +180°F (-34°C to +82°C). Warning: Do not convey fuels over 120°F (+49°C). Contact Denver Product Application (303) 744-5070 for use at temperature extremes.

**CONSTRUCTION:** **Tube:** Type C (Nitrile). Black.  
**Reinforcement:** Synthetic, high tensile textile with steel wire helix.  
**Cover:** Type C2 (Modified Nitrile). Black with red spiral stripe and green boarder.  
**Design Factor:** 4:1

**COUPLINGS:** 7, 26, 49 or 78. (for ambient temperatures only). Reference the Hose Coupling Section.

**PACKAGING:** All lengths coiled and wrapped in polyethylene.

**BRANDING:** Continuous transfer label. Example: "GATES® LONGHORN® AF 150 PSI (1.03MPa) WP FLAME RESISTANT MSHA IC-4116 MADE IN U.S.A."

**SPECIAL ORDER REQUIREMENTS:** Special production runs require minimum order quantities of 400 feet for sizes through 4" and 200 feet for sizes above 4". If a special transfer label is required, contact Gates Corporation for minimum quantity.

Specific cut lengths available through the Cut Length Program. Contact Customer Service for details.

**REMNANT LENGTHS:** Remnant lengths are sometimes available in popular sizes at a discount. Contact Gates Corporation for pricing, order requirements and availability.

**STANDARDS:** **Tube:** ARPM (Class A) High oil resistance.  
**Cover:** ARPM (Class A) High oil resistance.  
 Meets MSHA 30 CFR 18.65. Flame resistant.

ACID-CHEMICAL

AIR AND MULTI-PURPOSE

FOOD AND BEVERAGE

MARINE

MATERIAL HANDLING

MINING

OILFIELD

PETROLEUM TRANSFER

PRESSURE WASHER

STEAM

WATER

CLAMPS

COUPLINGS AND FERRULES

HOSE FINDER

CHEMICAL RESISTANCE TABLE





Petroleum Transfer Hose

Longhorn® MegaFlex®

(Specification 4688F Maximum Flexibility)

ACID-CHEMICAL
AIR AND MULTI-PURPOSE
FOOD AND BEVERAGE
MARINE
MATERIAL HANDLING
MINING
OILFIELD
PETROLEUM TRANSFER
PRESSURE WASHER
STEAM
WATER
CLAMPS
COUPLINGS AND FERRULES
HOSE FINDER
CHEMICAL RESISTANCE TABLE

Nom. I.D. (In.)	⊖ (mm)	Nom. O.D. (In.)	⊕ (mm)	Max. W.P. (psi)	⊕ (MPa)	Suction (In. Hg)	⊖ (mm Hg)	Min. Bend Radius (In.)	⊕ (mm)	Wt. Per Ft. (Lbs.)	⊕ (Kg)	Standard Pack	Stock (X) or Minimum Order Qty.	Gates Item No.	List Price Per Ft.
1	25.4	1.41	35.8	150	1.03	30.0	762	1.0	25	.46	.21	100 ft.	X	4688-1732	\$19.09
1 1/2	38.1	1.90	48.3	150	1.03	30.0	762	1.5	38	.65	.29	100 ft.	X	4688-2031	22.91
2	50.8	2.39	60.7	150	1.03	30.0	762	2.0	51	.86	.41	100 ft.	X	4688-1733	24.09
3	76.2	3.44	87.4	150	1.03	30.0	762	3.0	76	1.45	.67	100 ft.	X	4688-1734	37.04
4	101.6	4.48	113.8	150	1.03	30.0	762	4.0	102	2.15	1.04	100 ft.	X	4688-1735	52.36
6	152.4	6.82	173.2	150	1.03	30.0	762	6.0	152	4.00	1.81	100 ft.	X	4688-2033	125.66

**RECOMMENDED FOR:** Transfer of refined fuels (commercial gasoline and diesel fuel), oils and other petroleum products. Ideal for tank truck, fuel farm, and oil field service truck use where a super flexible, maximum kink resistant fuel transfer hose is needed.

**CAUTION:** Drain hose after use.

**TEMPERATURE:** -40°F to +180°F (-40°C to +82°C). Warning: Do not convey fuels over 120°F (+49°C).

**CONSTRUCTION:** **Tube:** Type C (NBR).  
**Reinforcement:** Synthetic high tensile textile reinforcement with steel wire helix.  
**Cover:** Type A (Chloroprene). Black with red spiral stripe.  
**Design Factor:** 4:1

**COUPLINGS:** 7, 26, 49 or 78. (for ambient temperatures only.)

**PACKAGING:** All lengths coiled and wrapped in polyethylene.

**BRANDING:** Continuous transfer label. Example: "GATES® LONGHORN® MEGAFLEX® PETROLEUM TRANSFER 150 PSI (1.03 MPa) W.P. MADE IN USA"

**SPECIAL ORDER REQUIREMENTS:** Special production runs require minimum order quantities of 400 feet per size. If a special transfer label is required, contact Gates Corporation for minimum quantity.  
 Specific cut lengths available through the Cut Length Program. Contact Customer Service for details.

**REMNANT LENGTHS:** Remnant lengths are sometimes available in popular sizes at a discount. Contact Gates Corporation for pricing, order requirements and availability.

**STANDARDS:** **Tube:** ARPM (Class A) High oil resistance.





## Petroleum Transfer Hose

# Arctic™ Longhorn® MegaFlex®

(Specification 4688LT Maximum Flexibility)

Nom. I.D.	⊖	Nom. O.D.	⊖	Max. W.P.	⊕	Suction	⊖	Min. Bend Radius	⊕	Wt. Per Ft.	⊖	Standard Pack	Stock (X) or Minimum Order Qty.	Gates Item No.	List Price Per Ft.
(In.)	(mm)	(In.)	(mm)	(psi)	(MPa)	(In. Hg)	(mm Hg)	(In.)	(mm)	(Lbs.)	(Kg)				
2	50.8	2.38	60.5	150	1.03	30.0	762	2.0	50.8	.92	.44	100 ft.	X	4688-2040	\$27.82
2	50.8	2.38	60.5	150	1.03	30.0	762	2.0	50.8	.92	.44	200 ft.	400 ft.	4688-2041	27.82
3	76.2	3.44	87.4	150	1.03	30.0	762	3.0	76.2	1.40	.66	100 ft.	X	4688-2042	38.52
3	76.2	3.44	87.4	150	1.03	30.0	762	3.0	76.2	1.40	.66	200 ft.	400 ft.	4688-2043	38.52
4	101.6	4.49	114.0	150	1.03	30.0	762	4.0	101.6	2.00	1.01	100 ft.	X	4688-2044	51.59
4	101.6	4.49	114.0	150	1.03	30.0	762	4.0	101.6	2.00	1.01	200 ft.	400 ft.	4688-2045	51.59

**RECOMMENDED FOR:** Transfer of refined fuels (commercial gasoline and diesel fuel), oils and other petroleum products. It is ideal for tank truck, fuel farm and oil field service truck use where a super flexible cold weather fuel transfer hose is needed. Hose life can be extended by draining hose after use. Hose maintains flexibility down to -65°F.

**TEMPERATURE:** -65°F to +180°F (-54°C to +82°C) continuous service.

**CONSTRUCTION:** **Tube:** Type C (NBR). Black  
**Reinforcement:** Synthetic, high tensile textile with dual wire helix.  
**Cover:** Type A (Chloroprene). Blue, corrugated with black spiral stripe.  
**Design Factor:** 4:1

**COUPLINGS:** 7, 26, 49 or 78. (for ambient temperatures only). Reference the Hose Coupling Section.

**PACKAGING:** All lengths coiled and wrapped in polyethylene.

**BRANDING:** Continuous transfer label. Example: "GATES® ARCTIC™ LONGHORN® MEGAFLEX® 150 PSI (1.03 MPa) Made in USA."

**SPECIAL ORDER REQUIREMENTS:** Special production runs require minimum order quantities of 400 feet. If a special transfer label is required, contact Gates Corporation for minimum quantity and details. Specific cut lengths available through the Cut Length Program. Contact Customer Service for details.

**REMNANT LENGTHS:** Remnant lengths are sometimes available in popular sizes at a discount. Contact Gates Corporation for pricing, order requirements and availability.

**STANDARDS:** **Tube:** ARPM (Class A) High oil resistance.

ACID-CHEMICAL

AIR AND MULTI-PURPOSE

FOOD AND BEVERAGE

MARINE

MATERIAL HANDLING

MINING

OILFIELD

PETROLEUM TRANSFER

PRESSURE WASHER

STEAM

WATER

CLAMPS

COUPLINGS AND FERRULES

HOSE FINDER

CHEMICAL RESISTANCE TABLE





Petroleum Transfer Hose

Petroleum Drop  
150SD MegaFlex®

(Specification 4688RF Maximum Flexibility)

ACID-CHEMICAL
AIR AND MULTI-PURPOSE
FOOD AND BEVERAGE
MARINE
MATERIAL HANDLING
MINING
OILFIELD
PETROLEUM TRANSFER
PRESSURE WASHER
STEAM
WATER
CLAMPS
COUPLINGS AND FERRULES
HOSE FINDER
CHEMICAL RESISTANCE TABLE

Nom. I.D.	⊖	Nom. O.D.	⊖	Max. W.P.	⊖	Suction	⊖	Min. Bend Radius	⊖	Wt. Per Ft.	⊖	Standard Pack	Stock (X) or Minimum Order Qty.	Gates Item No.	List Price Per Ft.
(In.)	(mm)	(In.)	(mm)	(psi)	(MPa)	(In. Hg)	(mm Hg)	(In.)	(mm)	(Lbs.)	(Kg)				
2	50.8	2.45	62.2	150	1.03	30.0	762	2.0	50.8	.97	.44	100 ft.	X	4688-2011	\$37.97
2	50.8	2.45	62.2	150	1.03	30.0	762	2.0	50.8	.97	.44	200 ft.	X	4688-2012	37.97
3	76.2	3.44	87.4	150	1.03	30.0	762	3.0	76.2	1.65	.66	100 ft.	X	4688-2015	48.71
3	76.2	3.44	87.4	150	1.03	30.0	762	3.0	76.2	1.46	.66	200 ft.	X	4688-2016	48.71
4	101.6	4.48	113.8	150	1.03	30.0	762	4.0	101.6	2.22	1.01	100 ft.	X	4688-2017	65.68
4	101.6	4.48	113.8	150	1.03	30.0	762	4.0	101.6	2.22	1.01	200 ft.	X	4688-2018	65.68

**RECOMMENDED FOR:** Transfer of commercial gasoline, diesel fuels, oils and other petroleum products including bio-diesel, bio-diesel blends, ethanol and ethanol blends. It is ideal for tank truck, terminal loading and in-plant operations and oil field service truck use where a super flexible, maximum kink resistant fuel transfer hose is needed. Hose life can be extended by draining hose after use.

**TEMPERATURE:** -30°F to +180°F (-34°C to +82°C) continuous service.

**CONSTRUCTION:** **Tube:** Type C (NBR). Black  
**Reinforcement:** Synthetic, high tensile textile with dual wire helix.  
**Cover:** Type C2 (Modified Nitrile). Red corrugated with black spiral stripe.  
**Design Factor:** 4:1

**COUPLINGS:** 7, 26, 49 or 73. Crimp Sleeves (78) can be used with cam and groove type stems (49) at temperatures below 125°F (52°C). Reference the Hose Coupling Section.

**PACKAGING:** All lengths coiled and wrapped in polyethylene.

**BRANDING:** Continuous transfer label. Example: "GATES® Petroleum Drop 150 SD MEGAFLEX® 150 PSI (1.03 MPa) Made in USA."

**SPECIAL ORDER REQUIREMENTS:** Special production runs require minimum order quantities of 400 feet. If a special transfer label is required, contact Gates Corporation for minimum quantity and details. Specific cut lengths available through the Cut Length Program. Contact Customer Service for details.

**REMNANT LENGTHS:** Remnant lengths are sometimes available in popular sizes at a discount. Contact Gates Corporation for pricing, order requirements and availability.

**STANDARDS:** **Tube:** ARPM (Class A) High oil resistance.







## Petroleum Transfer Hose

**Steer®**  
(Specification 4688CN)

Nom. I.D.	⊖	Nom. O.D.	⊕	Max. W.P.	⊕	Suction	⊖	Min. Bend Radius	R <sub>2</sub>	Wt. Per Ft.	⚖	Standard Pack	Stock (X) or Minimum Order Qty.	Gates Item No.	List Price Per Ft.
(In.)	(mm)	(In.)	(mm)	(psi)	(MPa)	(In. Hg)	(mm Hg)	(In.)	(mm)	(Lbs.)	(Kg)				
2	50.8	2.44	62.0	150	1.03	—	—	—	—	.92	.42	100 ft.	X	4688-1320	\$19.71
2	50.8	2.44	62.0	150	1.03	—	—	—	—	.92	.42	200 ft.	400 ft.	4688-1491	19.71
3	76.2	3.45	87.6	150	1.03	—	—	—	—	1.37	.62	100 ft.	X	4688-1321	30.31
3	76.2	3.45	87.6	150	1.03	—	—	—	—	1.37	.62	200 ft.	400 ft.	4688-1530	30.31
4	101.6	4.51	114.6	150	1.03	—	—	—	—	2.03	.92	100 ft.	X	4688-1322	42.84
4	101.6	4.51	114.6	150	1.03	—	—	—	—	2.03	.92	200 ft.	400 ft.	4688-1531	42.84

**RECOMMENDED FOR:** Transfer of refined fuels (commercial gasoline and diesel fuel), oils and other petroleum products. Ideal for oilfield service truck use.

**CAUTION:** Service life of transfer hoses can be extended by draining hoses after use. For bio-diesel and other alternative fuel applications, see Longhorn® AF. Petroleum transfer hoses may be used with all grades of bio-diesel only if the exposure is intermittent and the hose is drained between uses.

**TEMPERATURE:** -40°F to +180°F (-40°C to +82°C). Warning: Do not convey fuels over 120°F (+49°C).

**CONSTRUCTION:** **Tube:** Type C (Nitrile). Black.  
**Reinforcement:** Braided, high tensile synthetic textile cord with static conductor.  
**Cover:** Type A (Neoprene). Black with red spiral stripe.  
**Design Factor:** 4:1

**COUPLINGS:** 7, 26, 49 or 78. (for ambient temperatures only). Reference the Hose Coupling Section.

**PACKAGING:** All lengths coiled and wrapped in polyethylene.

**BRANDING:** Continuous transfer label. Example: "GATES® Steer® Petroleum Transfer Discharge 150 PSI (1.03MPa) WP Made In U.S.A."

**SPECIAL ORDER REQUIREMENTS:** Special production runs require minimum order quantities of 400 feet per size. If a special transfer label is required, contact Gates Corporation for minimum quantity.  
Specific cut lengths available through the Cut Length Program. Contact Customer Service for details.

**REMNANT LENGTHS:** Remnant lengths are sometimes available in popular sizes at a discount. Contact Gates Corporation for pricing, order requirements and availability.

**STANDARDS:** **Tube:** ARPM (Class A) High oil resistance.

ACID-CHEMICAL

AIR AND MULTI-PURPOSE

FOOD AND BEVERAGE

MARINE

MATERIAL HANDLING

MINING

OILFIELD

PETROLEUM TRANSFER

PRESSURE WASHER

STEAM

WATER

CLAMPS

COUPLINGS AND FERRULES

HOSE FINDER

CHEMICAL RESISTANCE TABLE





Petroleum Transfer Hose

Maverick™  
(Specification 4687R)

ACID-CHEMICAL
AIR AND MULTI-PURPOSE
FOOD AND BEVERAGE
MARINE
MATERIAL HANDLING
MINING
OILFIELD
PETROLEUM TRANSFER
PRESSURE WASHER
STEAM
WATER
CLAMPS
COUPLINGS AND FERRULES
HOSE FINDER
CHEMICAL RESISTANCE TABLE

Nom. I.D. (In.)	⊖ (mm)	Nom. O.D. (In.)	⊕ (mm)	Max. W.P. (psi)	⊕ (MPa)	Suction (In. Hg)	⊖ (mm Hg)	Min. Bend Radius (In.)	⊕ (mm)	Wt. Per Ft. (Lbs.)	⊕ (Kg)	Standard Pack	Stock (X) or Minimum Order Qty.	Gates Item No.	List Price Per Ft.
2	50.8	2.48	63.0	100	.69	30.0	762	4.0	102	1.11	.50	100 ft.	X	4687-0251	\$19.32
2	50.8	2.48	63.0	100	.69	30.0	762	4.0	102	1.08	.49	200 ft.	400 ft.	4687-0200	19.32
3	76.2	3.50	88.9	100	.69	30.0	762	6.0	152	1.71	.78	100 ft.	X	4687-0252	29.70
4	101.6	4.50	114.3	100	.69	30.0	762	11.0	279	2.38	1.08	100 ft.	X	4687-0253	41.99

**RECOMMENDED FOR:** Transfer of refined fuels (commercial gasoline and diesel fuel), oils and other petroleum products. Ideal for oilfield service truck use.

**CAUTION:** Service life of transfer hoses can be extended by draining hoses after use. For bio-diesel and other alternative fuel applications, see Longhorn® AF. Petroleum transfer hoses may be used with all grades of bio-diesel only if the exposure is intermittent and the hose is drained between uses.

**TEMPERATURE:** -40°F to +180°F (-40°C to +82°C). Warning: Do not convey fuels over 120°F (+49°C).

**CONSTRUCTION:** **Tube:** Type C (Nitrile). Black.  
**Reinforcement:** Synthetic, high tensile textile with steel wire helix.  
**Cover:** Type C2 (Modified Nitrile). Red corrugated with white spiral stripe.  
**Design Factor:** 4:1

**COUPLINGS:** 7, 26, 49 or 78. (for ambient temperatures only). Reference the Hose Coupling Section.

**PACKAGING:** All lengths coiled and wrapped in polyethylene.

**BRANDING:** Continuous transfer label. Example: "GATES® Maverick™ Petroleum Transfer 100 PSI (.69MPa) WP Made In U.S.A."

**SPECIAL ORDER REQUIREMENTS:** Special production runs require minimum order quantities of 400 feet per size. If a special transfer label is required, contact Gates Corporation for minimum quantity. Specific cut lengths available through the Cut Length Program. Contact Customer Service for details.

**REMNANT LENGTHS:** Remnant lengths are sometimes available in popular sizes at a discount. Contact Gates Corporation for pricing, order requirements and availability.

**STANDARDS:** **Tube:** ARPM (Class A) High oil resistance.





## Petroleum Transfer Hose

# Super-Vac™

(Specification 4688V, 4688VN)

### Smooth Cover (4688VN)

Nom. I.D.	⊖	Nom. O.D.	⊖	Max. W.P.	⊖	Suction	⊖	Min. Bend Radius	⊖	Wt. Per Ft.	⊖	Standard Pack	Stock (X) or Minimum Order Qty.	Gates Item No.	List Price Per Ft.
(In.)	(mm)	(In.)	(mm)	(psi)	(MPa)	(In. Hg)	(mm Hg)	(In.)	(mm)	(Lbs.)	(Kg)				
2	50.8	2.47	62.7	150	1.03	30.0	762	4.0	102	.99	.45	100 ft.	400 ft.	4688-1496	\$18.54
3	76.2	3.52	89.4	150	1.03	30.0	762	6.0	152	1.76	.80	100 ft.	400 ft.	4688-1497	27.37
4	101.6	4.52	114.8	100	.69	30.0	762	8.0	203	2.29	1.04	100 ft.	400 ft.	4688-1498	36.63

### Corrugated Cover (4688V)

Nom. I.D.	⊖	Nom. O.D.	⊖	Max. W.P.	⊖	Suction	⊖	Min. Bend Radius	⊖	Wt. Per Ft.	⊖	Standard Pack	Stock (X) or Minimum Order Qty.	Gates Item No.	List Price Per Ft.
(In.)	(mm)	(In.)	(mm)	(psi)	(MPa)	(In. Hg)	(mm Hg)	(In.)	(mm)	(Lbs.)	(Kg)				
1	25.4	1.42	36.1	150	1.03	30.0	762	3.0	76	.52	.24	100 ft.	X	4688-0651	\$13.06
1 1/4	31.8	1.68	42.7	150	1.03	30.0	762	3.0	76	.67	.30	100 ft.	X	4688-0653	13.85
1 1/2	38.1	1.97	50.0	150	1.03	30.0	762	3.0	76	.77	.35	100 ft.	X	4688-0656	15.06
2	50.8	2.47	62.7	150	1.03	30.0	762	4.0	102	.99	.45	100 ft.	X	4688-0665	18.54
2	50.8	2.47	62.7	150	1.03	30.0	762	4.0	102	.94	.43	200 ft.	400 ft.	4688-0668	18.54
2 1/2	63.5	2.99	75.9	150	1.03	30.0	762	5.0	127	1.52	.69	100 ft.	X	4688-0675	24.00
3	76.2	3.52	89.4	150	1.03	30.0	762	6.0	152	1.89	.86	100 ft.	X	4688-0680	27.37
4	101.6	4.52	114.8	100	.69	30.0	762	8.0	203	2.47	1.12	100 ft.	X	4688-0690	36.63
6	152.4	6.67	169.4	60	.41	30.0	762	18.0	457	4.56	2.07	20 ft.	X	4688-0697	61.03
6	152.4	6.67	169.4	60	.41	30.0	762	18.0	457	4.56	2.07	50 ft.	X	4688-0698	61.03
6	152.4	6.67	169.4	60	.41	30.0	762	18.0	457	4.37	1.98	100 ft.	200 ft.	4688-1613	61.03
6	152.4	6.67	169.4	60	.41	30.0	762	18.0	457	4.56	2.07	200 ft.	200 ft.	4688-0702	61.03

**RECOMMENDED FOR:** Tank truck service, including oilfield vacuum truck, where full suction or rated working pressures are required. Ideal for applications handling crude oil, salt and fresh water, tank bottoms, drilling mud, dilute solutions of hydrochloric acids, diesel fuels and sewage transfer. Reference Gates Chemical Resistance Table.

**CAUTION:** NOT RECOMMENDED FOR REFINED PETROLEUM PRODUCTS SUCH AS GASOLINE.

**TEMPERATURE:** -40°F to +180°F (-40°C to +82°C) continuous service. NOTE: Diesel fuel normally conveyed below 120°F (+49°C).

**CONSTRUCTION:** **Tube:** Type C (Nitrile). Black.  
**Reinforcement:** Synthetic, high tensile textile with steel wire helix.  
**Cover:** Type D (SBR). Black corrugated with blue spiral stripe.  
**Design Factor:** 4:1

**COUPLINGS:** 6, 7 or 78. (for ambient temperatures only). Reference the Hose Coupling Section.

**PACKAGING:** All lengths coiled and wrapped in polyethylene.

**BRANDING:** Continuous transfer label. Example: "GATES® Super-Vac™ Oil Field Vacuum 150 PSI (1.03MPa) WP Made In U.S.A."

**SPECIAL ORDER REQUIREMENTS:** Special production runs require minimum order quantities of 400 feet for sizes through 4" and 200 feet for sizes above 4". If a special transfer label is required, contact Gates Corporation for minimum quantity.

Specific cut lengths available through the Cut Length Program. Contact Customer Service for details.

**REMNANT LENGTHS:** Remnant lengths are sometimes available in popular sizes at a discount. Contact Gates Corporation for pricing, order requirements and availability.

**STANDARDS:** **Tube:** ARPM (Class B) Medium oil resistance.

ACID-CHEMICAL

AIR AND MULTI-PURPOSE

FOOD AND BEVERAGE

MARINE

MATERIAL HANDLING

MINING

OILFIELD

PETROLEUM TRANSFER

PRESSURE WASHER

STEAM

WATER

CLAMPS

COUPLINGS AND FERRULES

HOSE FINDER

CHEMICAL RESISTANCE TABLE





Petroleum Transfer Hose

Super-Vac™ MegaFlex®

(Specification 4688VF)

ACID-CHEMICAL
AIR AND MULTI-PURPOSE
FOOD AND BEVERAGE
MARINE
MATERIAL HANDLING
MINING
OILFIELD
PETROLEUM TRANSFER
PRESSURE WASHER
STEAM
WATER
CLAMPS
COUPLINGS AND FERRULES
HOSE FINDER
CHEMICAL RESISTANCE TABLE

Nom. I.D.	⊖	Nom. O.D.	⊕	Max. W.P.	⊕	Suction	⊖	Min. Bend Radius	⊕	Wt. Per Ft.	⊕	Standard Pack	Stock (X) or Minimum Order Qty.	Gates Item No.	List Price Per Ft.
(In.)	(mm)	(In.)	(mm)	(psi)	(MPa)	(In. Hg)	(mm Hg)	(In.)	(mm)	(Lbs.)	(Kg)				
2	51.0	2.39	60.7	150	1.03	30.0	762	2.0	51	.83	.38	100 ft.	X	4688-2104	\$20.39
2	51.0	2.39	60.7	150	1.03	30.0	762	2.0	51	.83	.38	200 ft.	400 ft.	4688-2105	20.39
3	76.0	3.47	88.1	150	1.03	30.0	762	3.0	76	1.53	.69	100 ft.	X	4688-2107	30.11
4	102.0	4.52	114.8	100	.69	30.0	762	4.0	102	1.94	.88	100 ft.	X	4688-2108	40.29
4	102.0	4.52	114.8	200	1.38	30.0	762	4.0	102	2.12	.88	100 ft.	X	4688-2109	44.32

**RECOMMENDED FOR:** Tank truck service, including oilfield vacuum tank, where full suction is required. Ideal for applications handling crude oil, salt and fresh water, tank bottoms, drilling mud, dilute solutions of hydrochloric acid, diesel fuels, and sewage transfer.

**CAUTION:** NOT RECOMMENDED FOR REFINED PETROLEUM PRODUCTS SUCH AS GASOLINE OR DIESEL. DRAIN HOSE AFTER USE.

**TEMPERATURE:** -40°F to +180°F (-40°C to +82°C) continuous service.

**CONSTRUCTION:** **Tube:** Type C (NBR). Black  
**Reinforcement:** Synthetic, high tensile textile with dual steel wire helix.  
**Cover:** Type D (SBR). Black corrugated with blue spiral stripe.  
**Design Factor:** 4:1

**COUPLINGS:** 7, 49 or 73. (for ambient temperatures only). Reference the Hose Coupling Section.

**PACKAGING:** All lengths coiled and wrapped in polyethylene.

**BRANDING:** Continuous transfer label. Example: "GATES® SUPER-VAC™ MEGAFLEX® Oil Field Vacuum 150 PSI (1.03 MPa) W.P. Made In U.S.A."

**SPECIAL ORDER REQUIREMENTS:** Blue cover (Type C2, Modified Nitrile) is made to order and requires minimum order quantity of 400 ft per size. For price, add 10% (x1.10) to price

Special production runs require minimum order quantities of 400 feet for sizes through 4" and 200 feet for sizes above 4". If a special transfer label is required, contact Gates Corporation for minimum quantity.

Specific cut lengths available through the Cut Length Program. Contact Customer Service for details.

**REMNANT LENGTHS:** Remnant lengths are sometimes available in popular sizes at a discount. Contact Gates Corporation for pricing, order requirements and availability.

**STANDARDS:** **Tube:** ARPM (Class B) Medium oil resistance.





## Petroleum Transfer Hose

# Sea Horse® (Fuel Transfer)

(Specification 4110SS)

Nom. I.D.		Nom. O.D.		Max. W.P.		Suction		Min. Bend Radius		Wt. Per Ft.		Standard Pack	Stock (X) or Minimum Order Qty.	Gates Item No.	List Price Per Ft.
(In.)	(mm)	(In.)	(mm)	(psi)	(MPa)	(In. Hg)	(mm Hg)	(In.)	(mm)	(Lbs.)	(Kg)				
2	50.8	2.66	67.6	300	2.07	10.0	254	14.0	356	1.78	.64	200 ft.	X	4110-0701	\$37.40
2 1/2	63.5	3.16	80.3	300	2.07	10.0	254	17.0	432	2.16	.77	200 ft.	400 ft.	4110-0704	46.43
3	76.2	3.70	94.0	300	2.07	10.0	254	21.0	533	2.45	.98	200 ft.	X	4110-0707	53.03
4	101.6	4.70	119.4	300	2.07	10.0	254	28.0	711	3.14	1.27	200 ft.	X	4110-0710	65.69
5	127.0	5.84	148.3	300	2.07	10.0	254	35.0	889	4.50	1.88	200 ft.	X	4110-0713	97.44

**RECOMMENDED FOR:** Transfer of refined fuels (commercial gasoline, diesel fuel) oils and other petroleum products. Ideal for offshore/onshore transfer applications involving discharge service for diesel oils and other similar petroleum products where an extremely lightweight, flexible hose with a high rated working pressure and a small minimum bend radius is required. Transfer of water, petroleum based fluids, dilute acids, chemicals and abrasive slurries used in oil and gas well stimulation and fracing.

**CAUTION:** For bio-diesel and other alternative fuel applications, see Longhorn® AF. Petroleum transfer hoses may be used with all grades of bio-diesel only if the exposure is intermittent and the hose is drained between uses.

Transfer hoses are designed for intermittent contact with refined fuels and must be drained after use. Do not convey fuels over 120° F (+49°C).

**TEMPERATURE:** -40°F to +180°F (-40°C to +82°C) continuous service.

**CONSTRUCTION:**  
**Tube:** Type C (Nitrile). Black.  
**Reinforcement:** Synthetic, high tensile textile with static wire.  
**Cover:** Type A (Neoprene). Black with red spiral stripe.  
**Design Factor:** 4:1

**COUPLINGS:** 14, 15, 71 all sizes. 26 2" and 2 1/2" only. Reference the Hose Coupling Section.

**PACKAGING:** 200' length coiled and wrapped in polyethylene.

**BRANDING:** Continuous transfer label. Example: "GATES® SEA HORSE® Fuel Transfer 300 PSI (2.07MPa) WP Made In U.S.A."

**SPECIAL ORDER REQUIREMENTS:** Special production runs require minimum order quantities of 400 feet for sizes through 4" and 200 feet for sizes above 4". If a special transfer label is required, contact Gates Corporation for minimum quantity.

Specific cut lengths available through the Cut Length Program. Contact Customer Service for details.

**REMNANT LENGTHS:** Remnant lengths are sometimes available in popular sizes at a discount. Contact Gates Corporation for pricing, order requirements and availability.

**STANDARDS:** **Tube:** ARPM (Class A) High oil resistance.

ACID-CHEMICAL

AIR AND MULTI-PURPOSE

FOOD AND BEVERAGE

MARINE

MATERIAL HANDLING

MINING

OILFIELD

PETROLEUM TRANSFER

PRESSURE WASHER

STEAM

WATER

CLAMPS

COUPLINGS AND FERRULES

HOSE FINDER

CHEMICAL RESISTANCE TABLE





Petroleum Transfer Hose

Sea Horse® HW  
(Fuel Transfer Suction/  
Discharge - Hardwall)

(Specification 4688SS)

Nom. I.D.	⊖ (mm)	Nom. O.D.	⊕ (mm)	Max. W.P.	⌚ (psi)	⌚ (MPa)	Suction		Min. Bend Radius	⌚ (mm)	Wt. Per Ft.		Standard Pack	Stock (X) or Minimum Order Qty.	Gates Item No.	List Price Per Ft.
							(In. Hg)	(mm Hg)			(In.)	(Kg)				
2	50.8	2.78	70.6	300	2.07	30.0	762	10.0	254	1.60	.73	200 ft.	X	4688-0584	\$47.98	
3	76.2	3.86	98.0	300	2.07	30.0	762	18.0	457	2.59	1.18	200 ft.	X	4688-0585	67.30	
4	101.6	4.87	123.7	300	2.07	30.0	762	24.0	610	3.52	1.60	200 ft.	X	4688-0587	79.06	
6	152.4	7.07	179.6	200	1.38	30.0	762	36.0	914	5.00	2.27	100 ft.	X	4688-0589	168.00	
6	152.4	7.07	179.6	200	1.38	30.0	762	36.0	914	7.95	3.61	200 ft.	200 ft.	4688-0588	168.00	

**RECOMMENDED FOR:** Transfer of refined fuels (commercial gasoline and diesel fuel) oils and other petroleum products. Ideal for offshore/onshore transfer applications involving suction and discharge service for diesel oils and other similar petroleum products where an extremely lightweight, hardwall, flexible hose with a high rated working pressure and a small minimum bend radius is required. Transfer of water, petroleum based fluids, dilute acids, chemicals and abrasive slurries used in oil and gas well stimulation and fracing.

**CAUTION:** For bio-diesel and other alternative fuel applications, see Longhorn® AF. Petroleum transfer hoses may be used with all grades of bio-diesel only if the exposure is intermittent and the hose is drained between uses.

Transfer hoses are designed for intermittent contact with refined fuels and must be drained after use. Do not convey fuels over 120° F (+49°C).

**TEMPERATURE:** -40°F to +180°F (-40°C to +82°C) continuous service.

**CONSTRUCTION:** **Tube:** Type C (Nitrile). Black.  
**Reinforcement:** Synthetic, high tensile textile with steel wire helix.  
**Cover:** Type A (Neoprene). Black with red spiral stripe.  
**Design Factor:** 4:1

**COUPLINGS:** 14, 15 or 71. Reference the Hose Coupling Section.

**PACKAGING:** All lengths coiled and wrapped in polyethylene.

**BRANDING:** Continuous transfer label. Example: "GATES® SEA HORSE® HW Hardwall Fuel Transfer 300 PSI (2.07MPa) WP Made In U.S.A."

**SPECIAL ORDER REQUIREMENTS:** Special production runs require minimum order quantities of 400 feet for sizes through 4" and 200 feet for sizes above 4". If a special transfer label is required, contact Gates Corporation for minimum quantity.


Specific cut lengths available through the Cut Length Program. Contact Customer Service for details.

**REMNANT LENGTHS:** Remnant lengths are sometimes available in popular sizes at a discount. Contact Gates Corporation for pricing, order requirements and availability.

**STANDARDS:** **Tube:** ARPM (Class A) High oil resistance.

ACID-CHEMICAL
AIR AND MULTI-PURPOSE
FOOD AND BEVERAGE
MARINE
MATERIAL HANDLING
MINING
OILFIELD
PETROLEUM TRANSFER
PRESSURE WASHER
STEAM
WATER
CLAMPS
COUPLINGS AND FERRULES
HOSE FINDER
CHEMICAL RESISTANCE TABLE





## Petroleum Transfer Hose

# Master-Flex® Fuel Delivery

(Specification 7744)

Nom. I.D.	⊖	Nom. O.D.	⊕	Max. W.P.*	⊕	Suction*	⊖	Min. Bend Radius	⊕	Wt. Per Ft.	⊕	Standard Pack	Stock (X) or Minimum Order Qty.	Gates Item No.	List Price Per Ft.
(In.)	(mm)	(In.)	(mm)	(psi)	(MPa)	(In. Hg)	(mm Hg)	(In.)	(mm)	(Lbs.)	(Kg)				
3	76.2	3.76	95.5	65	.45	28.0	711	6.0	152	1.71	.78	100 ft.	X	7744-7103	\$45.42
4	101.6	4.79	121.7	65	.45	28.0	711	8.0	203	2.44	1.11	100 ft.	X	7744-7104	58.31

NOTE: \* Working Pressure and Suction at +72°F (+22°C).

**RECOMMENDED FOR:** Transfer of commercial gasolines, diesel fuel, oils and other petroleum products. Ideal for oilfield service truck use.

**TEMPERATURE:** -30°F to +130°F (-34°C to +55°C) Warning: Do not convey fuels over 120°F (+49°C).

**CONSTRUCTION:**  
**Tube:** Type C3 (Modified Nitrile). Black.  
**Reinforcement:** Polyester fabric with static wire.  
**Cover:** Type G (PVC). Black with yellow helix.  
**Design Factor:** 4:1

**COUPLINGS:** 6, 7, 49 or 78. Reference the Hose Coupling Section.

**PACKAGING:** All lengths coiled and wrapped in polyethylene.

**BRANDING:** Unlabeled.

**SPECIAL ORDER REQUIREMENTS:** None.

**REMNANT LENGTHS:** None.



## Petroleum Transfer Hose

# Master-Flex® Fuel Delivery Sleeve

Nom. I.D.	⊖	Wt. Per Ea.	⊕	Standard Pack	Stock (X) or Minimum Order Qty.	Gates Item No.	List Price Per Ea.
(In.)	(mm)	(Lbs.)	(Kg)				
3	76.2	5.13	2.33	3 ft.	1 ea.	7744-8103	\$67.86
4	101.6	7.32	3.33	3 ft.	1 ea.	7744-8104	75.96

**INSTALLATION:** Apply the sleeve by twisting in a clockwise direction. Use of an appropriate lubricant, i.e. soapy water solution, will simplify sleeve application and reduce possibility of damage to hose cover. Make sure sleeve is applied prior to coupling insertion.

**RECOMMENDED FOR:** Soft Black PVC sleeve is designed to fit Gates Fuel Delivery Hose and provides a smooth banding surface.

ACID-CHEMICAL

AIR AND MULTI-PURPOSE

FOOD AND BEVERAGE

MARINE

MATERIAL HANDLING

MINING

OILFIELD

PETROLEUM TRANSFER

PRESSURE WASHER

STEAM

WATER

CLAMPS

COUPLINGS AND FERRULES

HOSE FINDER

CHEMICAL RESISTANCE TABLE







Petroleum Transfer Hose

Master-Flex® Vapor Recovery (Specification 7744)

Nom. I.D.	⊖	Nom. O.D.	⊖	Max. W.P.*	⊕	Suction*	⊖	Min. Bend Radius	⊕	Wt. Per Ft.	⊖	Standard Pack	Stock (X) or Minimum Order Qty.	Gates Item No.	List Price Per Ft.
(In.)	(mm)	(In.)	(mm)	(psi)	(MPa)	(In. Hg)	(mm Hg)	(In.)	(mm)	(Lbs.)	(Kg)				
1 1/2	38.1	1.88	47.8	5	.03	—	—	1.5	38	.36	.16	100 ft.	1,000 ft.	7744-7015	\$12.84
2	50.8	2.43	61.7	5	.03	—	—	2.0	51	.48	.22	100 ft.	X	7744-7020	16.53
3	76.2	3.54	89.9	5	.03	—	—	3.0	76	.69	.31	100 ft.	X	7744-7030	29.93
4	101.6	4.56	115.8	5	.03	—	—	4.0	102	.92	.42	100 ft.	X	7744-7040	44.25
5	127.0	5.51	140.0	5	.03	—	—	5.0	127	1.13	.51	100 ft.	1,000 ft.	7744-7050	52.28
6	152.4	6.52	165.6	5	.03	—	—	6.0	152	1.24	.56	100 ft.	1,000 ft.	7744-7060	85.32

NOTE: \* Working Pressure and Suction at +72°F (+22°C).

RECOMMENDED FOR: Vapor Recovery for use with Gates Brahma®, Longhorn® and Master-Flex® Fuel Delivery. Can also be used for ducting, dust and light abrasive material handling.

TEMPERATURE: -30°F to +140°F (-34°C to +60°C) continuous service.

CONSTRUCTION: Tube: Type U (Polyurethane). Clear. Reinforcement: Rigid yellow PVC helix with copper static wire. Cover: Type G (PVC). Clear with yellow helix. Design Factor: N/A

COUPLINGS: 7, 26, 49 or 78. Reference the Hose Coupling Section.

PACKAGING: 100' coiled and wrapped in polyethylene.

BRANDING: Unlabeled.

SPECIAL ORDER REQUIREMENTS: Special production runs require minimum order quantities of 1,000 feet per size. No deviations allowed to above product.

REMNANT LENGTHS: None.



Petroleum Transfer Hose

Master-Flex® Vapor Recovery Sleeve

Nom. I.D.	⊖	Wt. Per Ea.	⊖	Standard Pack	Stock (X) or Minimum Order Qty.	Gates Item No.	List Price Per Ea.
(In.)	(mm)	(Lbs.)	(Kg)				
3	76.2	5.13	2.33	3 ft.	1 ea.	7744-8030	\$67.86
4	101.6	7.32	3.33	3 ft.	1 ea.	7744-8040	75.96

INSTALLATION: Apply the sleeve by twisting in a clockwise direction. Use of an appropriate lubricant, i.e. soapy water solution, will simplify sleeve application and reduce possibility of damage to hose cover. Make sure sleeve is applied prior to coupling insertion.

RECOMMENDED FOR: Soft Gray PVC sleeve is designed to fit Gates Vapor Recovery Hose and provides a smooth banding surface.





## Petroleum Transfer Hose

# Fuel Oil Delivery

(Specification 3221FR)

Nom. I.D.	⊘	Nom. O.D.	⊘	Max. W.P.	⊕	Suction	⊘	Min. Bend Radius	R <sub>2</sub>	Wt. Per Ft.	⚖	Standard Pack	Stock (X) or Minimum Order Qty.	Gates Item No.	List Price Per Ft.
(In.)	(mm)	(In.)	(mm)	(psi)	(MPa)	(In. Hg)	(mm Hg)	(In.)	(mm)	(Lbs.)	(Kg)				
1	25.4	1.50	38.1	200	1.38	10.0	254	8.0	203	.58	.26	100 ft.	X	3221-0410	\$15.21
1	25.4	1.50	38.1	200	1.38	10.0	254	8.0	203	.58	.26	125 ft.	X	3221-0411	15.21
1	25.4	1.50	38.1	200	1.38	10.0	254	8.0	203	.58	.26	150 ft.	X	3221-0412	15.21
1 1/4	31.8	1.75	44.5	200	1.38	10.0	254	10.0	203	.58	.26	175 ft.	X	3221-0413	15.21
1 1/4	31.8	1.75	44.5	200	1.38	10.0	254	10.0	203	.75	.34	100 ft.	X	3221-0414	17.67
1 1/4	31.8	1.75	44.5	200	1.38	10.0	254	10.0	203	.75	.34	125 ft.	X	3221-0415	17.67
1 1/4	31.8	1.75	44.5	200	1.38	10.0	254	10.0	203	.75	.34	150 ft.	X	3221-0416	17.67
1 1/4	31.8	1.75	44.5	200	1.38	10.0	254	10.0	203	.75	.34	175 ft.	X	3221-0417	17.67
1 3/8	34.9	1.87	47.5	200	1.38	10.0	254	10.0	254	.86	.39	100 ft.	X	3221-0418	20.19
1 3/8	34.9	1.87	47.5	200	1.38	10.0	254	10.0	254	.86	.39	125 ft.	X	3221-0419	20.19
1 3/8	34.9	1.87	47.5	200	1.38	10.0	254	10.0	254	.86	.39	150 ft.	X	3221-0420	20.19
1 3/8	34.9	1.87	47.5	200	1.38	10.0	254	10.0	254	.86	.39	175 ft.	X	3221-0421	20.19
1 1/2	38.1	2.08	52.8	200	1.38	10.0	254	12.0	305	.95	.43	100 ft.	X	3221-0422	25.50
1 1/2	38.1	2.08	52.8	200	1.38	10.0	254	12.0	305	.95	.43	125 ft.	X	3221-0423	25.50
1 1/2	38.1	2.08	52.8	200	1.38	10.0	254	12.0	305	.95	.43	150 ft.	X	3221-0424	25.50
1 1/2	38.1	2.08	52.8	200	1.38	10.0	254	12.0	305	.95	.43	175 ft.	X	3221-0425	25.50
1 1/2	38.1	2.08	52.8	200	1.38	10.0	254	12.0	305	.95	.43	200 ft.	X	3221-0426	25.50

### Fuel Oil Delivery Assemblies (Coupled with Internal Expansion Fittings Male/Female Swivel)

Nom. I.D.	⊘	Nom. O.D.	⊘	Max. W.P.	⊕	Suction	⊘	Min. Bend Radius	R <sub>2</sub>	Wt. Per Ea.	⚖	Standard Pack	Stock (X) or Minimum Order Qty.	Gates Item No.	List Price Per Ea.
(In.)	(mm)	(In.)	(mm)	(psi)	(MPa)	(In. Hg)	(mm Hg)	(In.)	(mm)	(Lbs.)	(Kg)				
1	25.4	1.50	38.1	200	1.38	10.0	254	8.0	203	64.20	29.18	100 ft. cpld	1 ea.	3221-0075	\$2429.12
1	25.4	1.50	38.1	200	1.38	10.0	254	8.0	203	75.50	34.32	125 ft. cpld	1 ea.	3221-0076	2662.56
1	25.4	1.50	38.1	200	1.38	10.0	254	8.0	203	90.00	40.91	150 ft. cpld	1 ea.	3221-0077	2876.03
1 1/4	31.8	1.75	44.5	200	1.38	10.0	254	10.0	203	104.50	47.50	175 ft. cpld	1 ea.	3221-0078	3176.93
1 1/4	31.8	1.75	44.5	200	1.38	10.0	254	10.0	203	79.00	35.91	100 ft. cpld	1 ea.	3221-0079	3051.86
1 1/4	31.8	1.75	44.5	200	1.38	10.0	254	10.0	203	115.00	52.27	125 ft. cpld	1 ea.	3221-0080	3495.30
1 1/4	31.8	1.75	44.5	200	1.38	10.0	254	10.0	203	121.00	55.00	150 ft. cpld	1 ea.	3221-0081	3894.84
1 1/4	31.8	1.75	44.5	200	1.38	10.0	254	10.0	203	135.25	61.48	175 ft. cpld	1 ea.	3221-0082	4299.21
1 3/8	34.9	1.87	47.5	200	1.38	10.0	254	10.0	254	84.00	38.18	100 ft. cpld	1 ea.	3221-0083	3177.93
1 3/8	34.9	1.87	47.5	200	1.38	10.0	254	10.0	254	104.00	47.27	125 ft. cpld	1 ea.	3221-0084	3636.93
1 3/8	34.9	1.87	47.5	200	1.38	10.0	254	10.0	254	137.10	62.32	150 ft. cpld	1 ea.	3221-0085	4059.59
1 3/8	34.9	1.87	47.5	200	1.38	10.0	254	10.0	254	140.50	63.86	175 ft. cpld	1 ea.	3221-0086	4739.12
1 1/2	38.1	2.08	52.8	200	1.38	10.0	254	12.0	305	100.00	45.45	100 ft. cpld	1 ea.	3221-0087	3953.12
1 1/2	38.1	2.08	52.8	200	1.38	10.0	254	12.0	305	123.75	56.25	125 ft. cpld	1 ea.	3221-0088	4529.63
1 1/2	38.1	2.08	52.8	200	1.38	10.0	254	12.0	305	135.00	61.36	150 ft. cpld	1 ea.	3221-0089	5139.11
1 1/2	38.1	2.08	52.8	200	1.38	10.0	254	12.0	305	171.25	77.84	175 ft. cpld	1 ea.	3221-0090	5738.81
1 1/2	38.1	2.08	52.8	200	1.38	10.0	254	12.0	305	195.00	88.64	200 ft. cpld	1 ea.	3221-0095	6362.48

**RECOMMENDED FOR:** Transferring fuel oils, diesel fuel or commercial gasolines in applications at temperatures as low as -40°F (-40°C). Compatible with bio-diesel fuels up to B20. Hose remains flexible to -20°F (-29°C). For home and heavy-duty commercial service where an abrasion resistant and non-marking cover is required.

**TEMPERATURE:** -40°F to +180°F (-29°C to +82°C) continuous service. NOTE: Gasoline is normally conveyed below 120°F (+49°C).

**CONSTRUCTION:** **Tube:** Type C (Nitrile). Black.  
**Reinforcement:** High tensile synthetic textile cord.  
**Cover:** Type C4 (Carboxylated Nitrile). Red. Abrasion resistant and non-marking.  
**Design Factor:** 4:1

**COUPLINGS:** 26 or 49. Reference the Hose Coupling Section.

**PACKAGING:** 1" through 1 3/8": Packaged one length per carton.  
 1 1/2": Packaged one length coiled and shrink wrapped on a pallet.

**BRANDING:** Continuous ink print label. Example: "GATES® FUEL OIL DELIVERY/GASOLINE 1 1/2 INCH (38.1mm) 200 PSI (1.38MPa) WP MADE IN U.S.A."

**SPECIAL ORDER REQUIREMENTS:** Special production runs require minimum order quantities of 25,000 feet for all sizes.

**REMNANT LENGTHS:** None.

**STANDARDS:** **Tube:** ARPM (Class A) High oil resistance.

ACID-CHEMICAL

AIR AND MULTI-PURPOSE

FOOD AND BEVERAGE

MARINE

MATERIAL HANDLING

MINING

OILFIELD

PETROLEUM TRANSFER

PRESSURE WASHER

STEAM

WATER

CLAMPS

COUPLINGS AND FERRULES

HOSE FINDER

CHEMICAL RESISTANCE TABLE





Petroleum Transfer Hose

LP350 (Butane-Propane)

(Specification 3220LP, 3320)

LP350

Nom. I.D.	⊖	Nom. O.D.	⊕	Max. W.P.	⊕	Suction	⊖	Min. Bend Radius	⊕	Wt. Per Ft.	⊖	Standard Pack	Stock (X) or Minimum Order Qty.	Gates Item No.	List Price Per Ft.
(In.)	(mm)	(In.)	(mm)	(psi)	(MPa)	(In. Hg)	(mm Hg)	(In.)	(mm)	(Lbs.)	(Kg)				
1 1/4	31.8	1.85	47.0	350	2.41	10.0	254	10.0	254	.98	.45	Reel	X	3220-0855	\$32.69
1 1/2	38.1	2.25	57.2	350	2.41	10.0	254	12.0	305	1.26	.57	60 ft.	X	3320-0935	41.67
2	50.8	2.86	72.6	350	2.41	10.0	254	14.0	356	1.81	.82	60 ft.	X	3320-0938	53.10
3	76.2	3.88	98.6	350	2.41	10.0	254	24.0	610	2.58	1.17	60 ft.	X	3320-0934	89.57

LP350 Power Crimp® Ferrules

Size (in)	Description	Wt. Per Ea. (Lbs.)	Stock (X) or Minimum Order Qty.	Gates Item No.	List Price Each End
1 1/2	24PCBHB1F	.80	1 ea. (X)	7266-07345	\$91.10
1 1/2	24PCBHB1F	.80	20 ea. (X)	7266-0734	91.10
2	32PCBHB1F STD	1.72	1 ea. (X)	7266-07335	114.95
2	32PCBHB1F	1.72	12 ea. (X)	7266-0733	114.95

NOTE: These ferrules are to be used with LP350 hose only.

**RECOMMENDED FOR:** Liquid or gaseous propane, butane or any combination of these two mixtures. Can be used for natural gas (not to exceed 50 psi) under certain conditions such as: open/outside areas and well ventilated factory buildings (if local building codes permit).

**CAUTION:** Not recommended for residential, office buildings or as fuel line hose on compressed natural gas vehicles. Contact Denver Product Application (303) 744-5070 for inspection and assembly testing information.

**TEMPERATURE:** -40°F to +180°F (-40°C to +82°C) continuous service. Warning: Do not convey LP Gas over 140°F (60°C).

**CONSTRUCTION:** **Tube:** Type A (Neoprene). 1 1/2", 2" and 3". Black.  
 Type C (Nitrile) 1 1/4". Black.  
**Reinforcement:** Braided, high tensile synthetic textile cord.  
**Cover:** Type A (Neoprene). Black. All sizes are perforated.  
**Design Factor:** 5:1

**COUPLINGS:** 72 Gates Power Crimp® only for 1 1/4", 1 1/2" and 2" I.D. For Power Crimp ferrules, reference the Hose Coupling Section. Do not use male swivel, reusable or o-ring type couplings. For 3" I.D. use Dixon LP Boss only.

**PACKAGING:** 1 1/4": Packaged in 270' to 330' reels. Maximum of 3 pieces. Minimum length 25'.  
 1 1/2" through 3": Packaged 60' in a carton.

**BRANDING:** Continuous molded strip brand label. Example: "GATES® LP350 LP-Gas Hose 2 INCH DO NOT EXCEED 350 PSI WP Made In U.S.A."

**SPECIAL ORDER REQUIREMENTS:** Special production runs require minimum order quantities of 5,000 feet for 1 1/4" and 600 feet for 1 1/2" through 3". Any other size in specified lengths requires a minimum production order. For price, add 15% (x1.15) to price.

**REMNANT LENGTHS:** None.

**STANDARDS:** CAN/CGA-8.1-M86.  
 NFPA 58, Section 2-4.6.  
 Underwriters Laboratories Standard No. 21. (Applies to all sizes).

ACID-CHEMICAL
AIR AND MULTI-PURPOSE
FOOD AND BEVERAGE
MARINE
MATERIAL HANDLING
MINING
OILFIELD
PETROLEUM TRANSFER
PRESSURE WASHER
STEAM
WATER
CLAMPS
COUPLINGS AND FERRULES
HOSE FINDER
CHEMICAL RESISTANCE TABLE





## Petroleum Transfer Hose

# LP350X (Butane-Propane)

(Specification 3220SP)

Nom. I.D.	⊘	Nom. O.D.	⊘	Max. W.P.	⊕	Suction	⊘	Min. Bend Radius	R <sub>2</sub>	Wt. Per Ft.	⚖	Standard Pack	Stock (X) or Minimum Order Qty.	Gates Item No.	List Price Per Ft.
(In.)	(mm)	(In.)	(mm)	(psi)	(MPa)	(In. Hg)	(mm Hg)	(In.)	(mm)	(Lbs.)	(Kg)				
1/4	6.4	.58	14.7	350	2.41	30.0	762	3.0	76	.14	.06	Bulk	3,700 ft. (X)	3220-1201	\$4.04
1/4	6.4	.58	14.7	350	2.41	30.0	762	3.0	76	.14	.06	Reel	X	3220-1200	4.49
3/8	9.5	.74	18.8	350	2.41	30.0	762	3.0	76	.21	.10	Bulk	2,000 ft. (X)	3220-1203	5.22
3/8	9.5	.74	18.8	350	2.41	30.0	762	3.0	76	.21	.10	Reel	X	3220-1202	5.81
1/2	12.7	.91	23.1	350	2.41	25.0	635	5.0	127	.28	.13	Bulk	1,000 ft. (X)	3220-1205	7.01
1/2	12.7	.91	23.1	350	2.41	25.0	635	5.0	127	.28	.13	Reel	X	3220-1204	7.79
3/4	19.1	1.23	31.2	350	2.41	20.0	508	6.0	152	.44	.20	Reel	X	3220-1206	13.07
3/4	19.1	1.23	31.2	350	2.41	20.0	508	6.0	152	.44	.20	100 ft.	X	3220-1207	15.02
3/4	19.1	1.23	31.2	350	2.41	20.0	508	6.0	152	.44	.20	125 ft.	X	3220-1208	15.02
3/4	19.1	1.23	31.2	350	2.41	20.0	508	6.0	152	.44	.20	150 ft.	X	3220-1209	15.02
1	25.4	1.51	38.4	350	2.41	15.0	381	8.0	203	.60	.27	Reel	X	3220-1210	16.43
1	25.4	1.51	38.4	350	2.41	15.0	381	8.0	203	.66	.30	100 ft.	X	3220-1211	18.89
1	25.4	1.51	38.4	350	2.41	15.0	381	8.0	203	.60	.27	125 ft.	X	3220-1212	18.89
1	25.4	1.51	38.4	350	2.41	15.0	381	8.0	203	.60	.27	150 ft.	X	3220-1213	18.89

**RECOMMENDED FOR:** Liquid or gaseous propane, butane or any combination of these two mixtures. Can be used for natural gas (not to exceed 50 psi) under certain conditions such as: open/outside areas and well ventilated factory buildings (if local building codes permit).

**CAUTION:** Not recommended for residential, office buildings or as fuel line hose on compressed natural gas vehicles. Contact Denver Product Application (303) 744-5070 for inspection and assembly testing information.

**TEMPERATURE:** -40°F to +180°F (-40°C to +82°C) continuous service. Warning: Do not convey LP Gas over 140°F (60°C).

**CONSTRUCTION:**  
**Tube:** Type C (Nitrile). Black.  
**Reinforcement:** High tensile synthetic textile cord.  
**Cover:** Type A (Neoprene). Black. All sizes are perforated.  
**Design Factor:** 5:1

**COUPLINGS:** 75 Gates GLX®. Do not use male swivel, reusable or O-ring type couplings. Reference the Hose Coupling Section.

**PACKAGING:**  
 1/4" Bulk Pack: Packaged 3700' in a pallet carton. Maximum 10 pieces. Maximum of 6 pieces under 25'. Minimum length 10'.  
 1/4" through 1/2": Packaged in 600' to 800' reels. Maximum 4 pieces. One length 25' to 50'. Maximum of 2 pieces under 100'.  
 3/8" Bulk Pack: Packaged 2000' in a pallet carton. Maximum 10 pieces. Maximum of 6 pieces under 25'. Minimum length 10'.  
 1/2" Bulk Pack: Packaged 1000' in a pallet carton. Maximum 10 pieces. All lengths in increments of 25'. Minimum length 25'.  
 3/4" and 1" Cut lengths: Coiled in cartons.  
 3/4" through 1": Packaged in 300' to 400' reels. Maximum 3 pieces. One length 25' to 50'. All other lengths over 50'. Maximum of 2 pieces under 100'.

**BRANDING:** Continuous molded strip brand label. Example: "GATES® LP350X UL/CGA TYPE 1 LP-Gas Hose 1 INCH DO NOT EXCEED 350 PSI WP Made In U.S.A."

**SPECIAL ORDER REQUIREMENTS:** Special production runs require minimum order quantities of 25,000 feet. 3/4" and 1" cut lengths are available as standard items as listed. Any other size in specified lengths requires a minimum production order. For price add 15% (x1.15) to reel price.

**REMNANT LENGTHS:** None.

**STANDARDS:** CAN/CGA-8.1-M86 Type 1.  
 NFPA 58, Section 5-9.6.  
 Underwriters Laboratories Standard No. 21. (Applies to all sizes).

ACID-CHEMICAL

AIR AND MULTI-PURPOSE

FOOD AND BEVERAGE

MARINE

MATERIAL HANDLING

MINING

OILFIELD

PETROLEUM TRANSFER

PRESSURE WASHER

STEAM

WATER

CLAMPS

COUPLINGS AND FERRULES

HOSE FINDER

CHEMICAL RESISTANCE TABLE





Petroleum Transfer Hose

LPG Vapor

(Specification 3220E)

ACID-CHEMICAL
AIR AND MULTI-PURPOSE
FOOD AND BEVERAGE
MARINE
MATERIAL HANDLING
MINING
OILFIELD
PETROLEUM TRANSFER
PRESSURE WASHER
STEAM
WATER
CLAMPS
COUPLINGS AND FERRULES
HOSE FINDER
CHEMICAL RESISTANCE TABLE

Nom. I.D. (In.)	⊖ (mm)	Nom. O.D. (In.)	⊖ (mm)	Max. W.P. (psi)	⊖ (MPa)	Suction (In. Hg)	⊖ (mm Hg)	Min. Bend Radius (In.)	⊖ (mm)	Wt. Per Ft. (Lbs.)	⊖ (Kg)	Standard Pack	Stock (X) or Minimum Order Qty.	Gates Item No.	List Price Per Ft.
3/16	4.8	.44	11.2	125	.86	30.0	762	2.0	51	.08	.04	Reel	X	3220-0451	\$1.80
1/4	6.4	.53	13.5	125	.86	30.0	762	3.0	76	.11	.05	Reel	X	3220-0456	1.88
3/8	9.5	.66	16.8	125	.86	25.0	635	3.0	76	.14	.06	Reel	X	3220-0461	2.72

**RECOMMENDED FOR:** Flexible connector for conveying low pressure LPG (vapor only) to many types of farm and industrial heating applications; e.g., space heaters.

**CAUTION:** This hose should not be used for liquid LPG or in UL approved appliances such as barbecue grills.

**TEMPERATURE:** -30°F to +150°F (-34°C to +66°C) continuous service.

**CONSTRUCTION:** **Tube:** Type C (Nitrile). Black.

**Reinforcement:** High tensile synthetic textile cord.

**Cover:** Type A (Neoprene). Black.

**Design Factor:** 5:1

**PACKAGING:** 3/16" through 3/8": Packaged in 600' to 800' reels. Maximum 4 pieces. One length 25' to 50'. Maximum of 2 lengths under 100'.

**BRANDING:** Continuous ink print label. Example: "GATES® LPG Vapor 3/8 Inch (9.5mm) 125 PSI (.86MPa) WP Made In U.S.A."

**SPECIAL ORDER REQUIREMENTS:** Special production runs require minimum order quantities of 25,000 feet per size.

**REMNANT LENGTHS:** None.

**STANDARDS:** Underwriters Laboratories Standard No. 569. (Applies to hose assemblies only).





## Petroleum Transfer Hose

# Blacksnake® (Curb Pump - Hardwall)

(Specification 3624)

Nom. I.D.	⊖	Nom. O.D.	⊖	Max. W.P.	⊕	Suction	⊖	Min. Bend Radius	⊕	Wt. Per Ft.	⊖	Standard Pack	Stock (X) or Minimum Order Qty.	Gates Item No.	List Price Per Ft.
(In.)	(mm)	(In.)	(mm)	(psi)	(MPa)	(In. Hg)	(mm Hg)	(In.)	(mm)	(Lbs.)	(Kg)				
5/8	15.9	1.00	25.4	150	1.03	30.0	762	6.0	152	.37	.17	Reel	X	3624-0001	\$8.52
3/4	19.1	1.13	28.7	150	1.03	30.0	762	6.0	152	.42	.19	Reel	X	3624-0002	8.94
1	25.4	1.38	35.1	150	1.03	30.0	762	8.0	203	.57	.26	Reel	X	3624-0003	13.13

**RECOMMENDED FOR:** Dispensing all types of commercial gasolines, or other petroleum based products, from service station pumps. A heavy duty hardwall hose which does not collapse in reel use or behind the nozzle in heavy duty service.

**TEMPERATURE:** -40°F to +120°F (-40°C to +49°C) continuous service.

**CONSTRUCTION:** **Tube:** Type C (Nitrile). Black.  
**Reinforcement:** Braided, high tensile steel wire.  
**Cover:** Type J (CPE). Black. 5/8" and 3/4" smooth, 1" wrapped.  
**Design Factor:** 4:1

**COUPLINGS:** 24. Reference the Hose Coupling Section.

**PACKAGING:** 5/8" through 1": Packaged 500' per reel. Maximum 5 pieces. Minimum length 12'.

**BRANDING:** Continuous transfer label. Example: "GATES® BLACKSNAKE® 3/4 Inch (19.1mm) 1 wire braid (UL) Listed Gasoline Hose Made In U.S.A."

**SPECIAL ORDER REQUIREMENTS:** Special production runs require minimum order quantities of 5,000 feet per size.

**REMNANT LENGTHS:** None.

**STANDARDS:** Underwriters Laboratories Standard No. 330 (USA) and ULC-S612-99 (Canada).

**Tube:** ARPM (Class A) High oil resistance.

ACID-CHEMICAL

AIR AND MULTI-PURPOSE

FOOD AND BEVERAGE

MARINE

MATERIAL HANDLING

MINING

OILFIELD

PETROLEUM TRANSFER

PRESSURE WASHER

STEAM

WATER

CLAMPS

COUPLINGS AND FERRULES

HOSE FINDER

CHEMICAL RESISTANCE TABLE





Pressure Washer

PowerClean™ - 1 Wire Braid

(Specification 4657, KB, KG, KK, KR, KY, PB, PG, PY)

ACID-CHEMICAL
AIR AND MULTI-PURPOSE
FOOD AND BEVERAGE
MARINE
MATERIAL HANDLING
MINING
OILFIELD
PETROLEUM TRANSFER
PRESSURE WASHER
STEAM
WATER
CLAMPS
COUPLINGS AND FERRULES
HOSE FINDER
CHEMICAL RESISTANCE TABLE

PowerClean™ 2500

Color	Nom. I.D. (In.)	Ø (mm)	Nom. O.D. (In.)	Ø (mm)	Max. W.P. (psi)	(MPa)	Suction (In. Hg)	(mm Hg)	Min. Bend Radius (In.)	(mm)	Wt. Per Ft. (Lbs.)	(Kg)	Standard Pack	Stock (X) or Minimum Order Qty.	Gates Item No.	List Price Per Ft.
Black	1/2	12.7	.80	20.3	2500	17.24	30.0	762	7.0	178	.28	.13	Reel	X	4657-2408	\$4.13
Black	1/2	12.7	.80	20.3	2500	17.24	30.0	762	7.0	178	.28	.13	Lg. Reel	5,000 ft.	4657-2412	3.96
Blue	1/2	12.7	.80	20.3	2500	17.24	30.0	762	7.0	178	.28	.13	Reel	X	4657-2413	4.34
Gray	1/2	12.7	.80	20.3	2500	17.24	30.0	762	7.0	178	.28	.13	Reel	5,000 ft.	4657-2414	4.34
Yellow	1/2	12.7	.80	20.3	2500	17.24	30.0	762	7.0	178	.28	.13	Reel	X	4657-2415	4.34

PowerClean™ 3000

Color	Nom. I.D. (In.)	Ø (mm)	Nom. O.D. (In.)	Ø (mm)	Max. W.P. (psi)	(MPa)	Suction (In. Hg)	(mm Hg)	Min. Bend Radius (In.)	(mm)	Wt. Per Ft. (Lbs.)	(Kg)	Standard Pack	Stock (X) or Minimum Order Qty.	Gates Item No.	List Price Per Ft.
Black	3/8	9.5	.68	17.3	3000	20.68	30.0	762	5.0	127	.23	.10	Reel	X	4657-2402	\$3.60
Black	3/8	9.5	.68	17.3	3000	20.68	30.0	762	5.0	127	.23	.10	Lg. Reel	X	4657-2401	3.47
Blue	3/8	9.5	.68	17.3	3000	20.68	30.0	762	5.0	127	.23	.10	Reel	X	4657-2404	3.78
Blue	3/8	9.5	.68	17.3	3000	20.68	30.0	762	5.0	127	.23	.10	Lg. Reel	X	4657-2403	3.65
Gray	3/8	9.5	.68	17.3	3000	20.68	30.0	762	5.0	127	.23	.10	Reel	X	4657-2416	3.78
Yellow	3/8	9.5	.68	17.3	3000	20.68	30.0	762	5.0	127	.23	.10	Reel	X	4657-2417	3.78
Yellow	3/8	9.5	.68	17.3	3000	20.68	30.0	762	5.0	127	.24	.10	Lg. Reel	5,000 ft.	4657-2652	3.65

**RECOMMENDED FOR:** Heavy-duty use on hot and cold water high pressure cleaning equipment where heavy duty service is required.

**CAUTION:** Use Bend Restrictors to extend service life. Not recommended for steam service.

**TEMPERATURE:** -40°F to +250°F (-40°C to +121°C). Laboratory tested for normal service. Increased operating temperatures will reduce hose assembly service life.

**CONSTRUCTION:**  
**Tube:** Type C (Nitrile). Black. Specially compounded to handle high pressure water service.  
**Reinforcement:** High tensile steel one-wire braid.  
**Cover:** Type C2 (Modified Nitrile). Black, Blue, Gray, Red, Yellow. Specially compounded to handle pressure washer environment. (Blue, Gray, Red and Yellow covers are non-marking).

**Design Factor:** 4:1

**COUPLINGS:** 74 MegaCrimp® couplings. Reference the Hose Coupling Section.

**PACKAGING:** 1/4" through 1/2": Packaged in 1000' large reels. Any number of pieces. All lengths in 50' increments. Minimum length 50'.  
 1/4" through 1/2": Packaged in 300' reels. Any number of pieces. All lengths in 50' increments. Minimum length 50'.

**BRANDING:** Continuous transfer label. Example: "GATES® 3/8 Inch PowerClean™ 3000 Max WP 3000 PSI Not For Steam Service Made In U.S.A."

**SPECIAL ORDER REQUIREMENTS:** Special production runs require minimum order quantities of 5,000 feet per size.

**REMNANT LENGTHS:** None.







## Pressure Washer

# PowerClean™ 1 Wire Braid

(Specification 4657, KB, KG, KK, KR, KY, PB, PG, PY)

### PowerClean™ 3500

Color	Nom. I.D.	⊖	Nom. O.D.	⊕	Max. W.P.	⊕	Suction	⊖	Min. Bend Radius	⊕	Wt. Per Ft.	⊕	Standard Pack	Stock (X) or Minimum Order Qty.	Gates Item No.	List Price Per Ft.
	(In.)	(mm)	(In.)	(mm)	(psi)	(MPa)	(In. Hg)	(mm Hg)	(In.)	(mm)	(Lbs.)	(Kg)				
Black	1/4	6.4	.53	13.5	3500	24.13	30.0	762	4.0	102	.15	.07	Reel	X	4657-2400	\$3.00
Black	1/4	6.4	.53	13.5	3500	24.13	30.0	762	4.0	102	.15	.07	Lg. Reel	X	4657-2418	2.88
Blue	1/4	6.4	.53	13.5	3500	24.13	30.0	762	4.0	102	.15	.07	Reel	X	4657-2419	3.15
Blue	1/4	6.4	.53	13.5	3500	24.13	30.0	762	4.0	102	.17	.07	Lg. Reel	5,000 ft.	4657-2562	3.05
Gray	1/4	6.4	.53	13.5	3500	24.13	30.0	762	4.0	102	.15	.07	Reel	X	4657-2420	3.15
Yellow	1/4	6.4	.53	13.5	3500	24.13	30.0	762	4.0	102	.15	.07	Reel	5,000 ft.	4657-2421	3.15

### PowerClean™ 4000

Color	Nom. I.D.	⊖	Nom. O.D.	⊕	Max. W.P.	⊕	Suction	⊖	Min. Bend Radius	⊕	Wt. Per Ft.	⊕	Standard Pack	Stock (X) or Minimum Order Qty.	Gates Item No.	List Price Per Ft.
	(In.)	(mm)	(In.)	(mm)	(psi)	(MPa)	(In. Hg)	(mm Hg)	(In.)	(mm)	(Lbs.)	(Kg)				
Black	3/8	9.5	.68	17.3	4000	27.58	30.0	762	5.0	127	.23	.10	Reel	X	4657-2225	\$4.34
Black	3/8	9.5	.68	17.3	4000	27.58	30.0	762	5.0	127	.23	.10	Lg. Reel	X	4657-2405	4.17
Blue	3/8	9.5	.68	17.3	4000	27.58	30.0	762	5.0	127	.23	.10	Reel	X	4657-2422	4.55
Red	3/8	9.5	.68	17.3	4000	27.58	30.0	762	5.0	127	.25	.10	Lg. Reel	5,000 ft.	4657-2499	4.55
Gray	3/8	9.5	.68	17.3	4000	27.58	30.0	762	5.0	127	.23	.10	Reel	X	4657-2423	4.55
Gray	3/8	9.5	.68	17.3	4000	27.58	30.0	762	5.0	127	.25	.10	Lg. Reel	5,000 ft.	4657-2156	4.55
Yellow	3/8	9.5	.68	17.3	4000	27.58	30.0	762	5.0	127	.23	.10	Reel	5,000 ft.	4657-2424	4.55

**RECOMMENDED FOR:** Heavy-duty use on hot and cold water high pressure cleaning equipment where heavy duty service is required.

**CAUTION:** Use Bend Restrictors to extend service life. Not recommended for steam service.

**TEMPERATURE:** -40°F to +250°F (-40°C to +121°C). Laboratory tested for normal service. Increased operating temperatures will reduce hose assembly service life.

**CONSTRUCTION:** **Tube:** Type C (Nitrile). Black. Specially compounded to handle high pressure water service.  
**Reinforcement:** High tensile steel one-wire braid.  
**Cover:** Type C2 (Modified Nitrile). Black, Blue, Gray, Red, Yellow. Specially compounded to handle pressure washer environment. (Blue, Gray, Red and Yellow covers are non-marking).

**Design Factor:** 4:1

**COUPLINGS:** 74 MegaCrimp® couplings. Reference the Hose Coupling Section.

**PACKAGING:** 1/4" through 1/2": Packaged in 1000' large reels. Any number of pieces. All lengths in 50' increments. Minimum length 50'.  
 1/4" through 1/2": Packaged in 300' reels. Any number of pieces. All lengths in 50' increments. Minimum length 50'.

**BRANDING:** Continuous transfer label. Example: "GATES® 3/8 Inch PowerClean™ 3000 Max WP 3000 PSI Not For Steam Service Made In U.S.A."

**SPECIAL ORDER REQUIREMENTS:** Special production runs require minimum order quantities of 5,000 feet per size.

**REMNANT LENGTHS:** None.

ACID-CHEMICAL

AIR AND MULTI-PURPOSE

FOOD AND BEVERAGE

MARINE

MATERIAL HANDLING

MINING

OILFIELD

PETROLEUM TRANSFER

PRESSURE WASHER

STEAM

WATER

CLAMPS

COUPLINGS AND FERRULES

HOSE FINDER

CHEMICAL RESISTANCE TABLE





Pressure Washer

PowerClean™ - 2 Wire Braid

(Specification 4657F, XB, XG, XY)

ACID-CHEMICAL
AIR AND MULTI-PURPOSE
FOOD AND BEVERAGE
MARINE
MATERIAL HANDLING
MINING
OILFIELD
PETROLEUM TRANSFER
PRESSURE WASHER
STEAM
WATER
CLAMPS
COUPLINGS AND FERRULES
HOSE FINDER
CHEMICAL RESISTANCE TABLE

PowerClean™ 4000

Color	Nom. I.D. (In.)	Ø (mm)	Nom. O.D. (In.)	Ø (mm)	Max. W.P. (psi)	⚡ (MPa)	Suction (In. Hg)	○ (mm Hg)	Min. Bend Radius (In.)	⤵ (mm)	Wt. Per Ft. (Lbs.)	⚖ (Kg)	Standard Pack	Stock (X) or Minimum Order Qty.	Gates Item No.	List Price Per Ft.
Black	1/2	12.7	.86	21.8	4000	27.58	30.0	762	7.0	178	.42	.19	Reel	X	4657-2426	\$5.75
Black	1/2	12.7	.86	21.8	4000	27.58	30.0	762	7.0	178	.42	.19	Lg. Reel	5,000 ft.	4657-2425	5.52
Blue	1/2	12.7	.86	21.8	4000	27.58	30.0	762	7.0	178	.42	.19	Reel	5,000 ft.	4657-2409	6.03
Gray	1/2	12.7	.86	21.8	4000	27.58	30.0	762	7.0	178	.42	.19	Reel	5,000 ft.	4657-2427	6.03
Yellow	1/2	12.7	.86	21.8	4000	27.58	30.0	762	7.0	178	.42	.19	Reel	5,000 ft.	4657-2428	6.03

PowerClean™ 5000

Color	Nom. I.D. (In.)	Ø (mm)	Nom. O.D. (In.)	Ø (mm)	Max. W.P. (psi)	⚡ (MPa)	Suction (In. Hg)	○ (mm Hg)	Min. Bend Radius (In.)	⤵ (mm)	Wt. Per Ft. (Lbs.)	⚖ (Kg)	Standard Pack	Stock (X) or Minimum Order Qty.	Gates Item No.	List Price Per Ft.
Black	3/8	9.5	.74	18.8	5000	34.47	30.0	762	5.0	127	.35	.16	Reel	X	4657-2407	\$5.07
Black	3/8	9.5	.74	18.8	5000	34.47	30.0	762	5.0	127	.35	.16	Lg. Reel	X	4657-2406	4.88
Blue	3/8	9.5	.74	18.8	5000	34.47	30.0	762	5.0	127	.35	.16	Reel	X	4657-2429	5.33
Gray	3/8	9.5	.74	18.8	5000	34.47	30.0	762	5.0	127	.35	.16	Reel	5,000 ft.	4657-2430	5.33
Yellow	3/8	9.5	.74	18.8	5000	34.47	30.0	762	5.0	127	.35	.16	Reel	5,000 ft.	4657-2431	5.33

PowerClean™ 6000

Color	Nom. I.D. (In.)	Ø (mm)	Nom. O.D. (In.)	Ø (mm)	Max. W.P. (psi)	⚡ (MPa)	Suction (In. Hg)	○ (mm Hg)	Min. Bend Radius (In.)	⤵ (mm)	Wt. Per Ft. (Lbs.)	⚖ (Kg)	Standard Pack	Stock (X) or Minimum Order Qty.	Gates Item No.	List Price Per Ft.
Black	1/4	6.4	.59	15.0	6000	41.37	30.0	762	4.0	102	.25	.11	Reel	X	4657-2410	\$4.11

**RECOMMENDED FOR:** Heavy-duty use on hot and cold water high pressure cleaning equipment where heavy duty service is required.

**CAUTION:** Use Bend Restrictors to extend service life. Not recommended for steam service.

**TEMPERATURE:** -40°F to +250°F (-40°C to +121°C). Laboratory tested for normal service. Increased operating temperatures will reduce hose assembly service life.

**CONSTRUCTION:** **Tube:** Type C (Nitrile). Black. Specially compounded to handle high pressure water service.

**Reinforcement:** High tensile steel two-wire braid.

**Cover:** Type C2 (Modified Nitrile). Black, Blue, Gray, Yellow. Specially compounded to handle pressure washer environment. (Blue, Gray and Yellow covers are non-marking).

**Design Factor:** 4:1

**COUPLINGS:** 74 MegaCrimp® couplings. Reference the Hose Coupling Section.

**PACKAGING:** 1/4" through 1/2": Packaged in 300' reels. Any number of pieces. All lengths in 50' increments. Minimum length 50'.

3/8" and 1/2": Packaged in 1000' large reels. Any number of pieces. All lengths in 50' increments. Minimum length 50'.

**BRANDING:** Continuous transfer label. Example: "GATES® 3/8 Inch PowerClean™ 5000 Max WP 5000 PSI Not For Steam Service Made In U.S.A."

**SPECIAL ORDER REQUIREMENTS:** Special production runs require minimum order quantities of 5,000 feet per size.

**REMNANT LENGTHS:** None.





## Pressure Washer

# Pressure Washer Assemblies

(Specification 3603PW)

Nom. I.D.	Nom. O.D.		Max. W.P.	Suction		Min. Bend Radius		Wt. Per Ea.		Standard Pack	Stock (X) or Minimum Order Qty.	Gates Item No.	List Price Per Ea.	
	(In.)	(mm)		(In. Hg)	(mm Hg)	(In.)	(mm)	(Lbs.)	(Kg)					
1/4	6.4	.48	3000	20.68	30.0	762	4.0	102	5.80	2.64	50 ft.	5 ea. (X)	3604-0034	\$171.87
3/8	9.5	.63	3000	20.68	30.0	762	5.0	127	11.00	5.00	50 ft.	5 ea. (X)	3604-0035	191.73
3/8	9.5	.63	3000	20.68	30.0	762	5.0	127	19.40	8.82	100 ft.	X	3604-0071	291.98
1/2	12.7	.76	3000	20.68	30.0	762	7.0	178	12.98	5.90	50 ft.	5 ea. (X)	3604-0036	222.18

**RECOMMENDED FOR:** Standard duty use on hot and cold water high pressure cleaning equipment. Extremely flexible, lightweight and easy to handle.

**CAUTION:** Not recommended for steam service.

**TEMPERATURE:** -40°F to +250°F (-40°C to +121°C). Laboratory tested for normal service. Increased operating temperatures will reduce hose assembly service life.

**CONSTRUCTION:**  
**Tube:** Type C (Nitrile). Black. Specially compounded to handle high pressure water service.  
**Reinforcement:** High tensile steel one-wire braid.  
**Cover:** Type C2 (Modified Nitrile). Black. Specially compounded to handle pressure washer environment. Bend restrictors applied on each end.

**COUPLINGS:** Gates permanent couplings (MP/MPX). Factory coupled assemblies only.

**PACKAGING:**  
 1/4" x 50': Coiled in a carton, 5 assemblies per carton.  
 3/8" x 100': Coiled in a carton, 5 assemblies per carton.  
 3/8" x 50': Coiled in a carton, 5 assemblies per carton.  
 1/2" x 100': Coiled in a carton, 5 assemblies per carton.

**BRANDING:** Continuous ink brand. Example: "GATES® 3/8 Inch Pressure Washer Max 3000 PSI Not For Steam Service Made In Mexico"

**SPECIAL ORDER REQUIREMENTS:** Special production runs require minimum order quantities of 5,000 feet per size.

**REMNANT LENGTHS:** None.

ACID-CHEMICAL

AIR AND MULTI-PURPOSE

FOOD AND BEVERAGE

MARINE

MATERIAL HANDLING

MINING

OILFIELD

PETROLEUM TRANSFER

PRESSURE WASHER

STEAM

WATER

CLAMPS

COUPLINGS AND FERRULES

HOSE FINDER

CHEMICAL RESISTANCE TABLE





Pressure Washer

**Cyclone®**  
(Specification 3217HY)

ACID-CHEMICAL
AIR AND MULTI-PURPOSE
FOOD AND BEVERAGE
MARINE
MATERIAL HANDLING
MINING
OILFIELD
PETROLEUM TRANSFER
PRESSURE WASHER
STEAM
WATER
CLAMPS
COUPLINGS AND FERRULES
HOSE FINDER
CHEMICAL RESISTANCE TABLE

Nom. I.D.	⊖	Nom. O.D.	⊕	Max. W.P.	⊕	Suction	⊖	Min. Bend Radius	⊕	Wt. Per Ft.	⊕	Standard Pack	Stock (X) or Minimum Order Qty.	Gates Item No.	List Price Per Ft.
(In.)	(mm)	(In.)	(mm)	(psi)	(MPa)	(In. Hg)	(mm Hg)	(In.)	(mm)	(Lbs.)	(Kg)				
3/8	9.5	.73	18.5	1000	6.90	30.0	762	4.0	102	.18	.08	Reel	X	3217-0585	\$5.63
3/8	9.5	.73	18.5	1000	6.90	30.0	762	4.0	102	.18	.08	100 ft.	X	3217-0584	6.35
1/2	12.7	.94	23.9	1000	6.90	30.0	762	5.0	127	.29	.13	Reel	X	3217-0586	7.80
1/2	12.7	.94	23.9	1000	6.90	30.0	762	5.0	127	.29	.13	100 ft.	5,000 ft.	3217-0587	8.82
3/4	19.1	1.20	30.5	1000	6.90	30.0	762	6.0	152	.41	.19	Reel	X	3217-0588	12.38

**RECOMMENDED FOR:** High-pressure washer operations using mild detergents in meat and poultry plants. Cover is resistant to weather, oil, animal fat, abrasion and heat encountered in packing plant cleaning applications.

**CAUTION:** Air service working pressure is 300 psi for all sizes.

**TEMPERATURE:** -40°F to +212°F (-40°C to +100°C) continuous washdown service.

**CONSTRUCTION:** **Tube:** Type C2 (Modified Nitrile). Black.  
**Reinforcement:** Braided, synthetic high tensile cord.  
**Cover:** Type C2 (Modified Nitrile). Yellow. (Red, gray and blue cover available on special order). All colors non-marking.

**Design Factor:** 4:1

**COUPLINGS:** 75 Gates GLX®. Reference the Hose Coupling Section.

**PACKAGING:** 3/8" through 3/4": Packaged in 500' to 750' reels. Maximum 3 pieces. Minimum length 50'.  
 3/8" x 100': Packaged in 100' exact lengths, packaged 500' in a pallet box. Each length coiled and tied.  
 1/2" x 100': Packaged in 100' exact lengths, packaged 500' in a pallet box. Each length coiled and tied.

**BRANDING:** Continuous ink print label. Example: "GATES® Cyclone® Washdown 3/8 Inch (9.5mm) 1000 PSI (6.90MPa) WP Made In U.S.A."

**SPECIAL ORDER REQUIREMENTS:** Red, gray and blue covers are made to order and require 5,000 feet orders per size/color. Contact Gates Corporation for pricing, order requirements and availability.  
 Special production runs require minimum order quantities of 5,000 feet per size. For special requirements contact Gates Corporation.

**REMNANT LENGTHS:** None.





## Pressure Washer

# Creamery/Paper Mill Washdown

(Specification 3213B, 3325T)

### Without Nozzle (3213B)

Nom. I.D.	⊖	Nom. O.D.	⊕	Max. W.P.	⊕	Suction		Min. Bend Radius	⊕	Wt. Per Ft.	⊕	Standard Pack	Stock (X) or Minimum Order Qty.	Gates Item No.	List Price Per Ft.
(in.)	(mm)	(in.)	(mm)	(psi)	(MPa)	(in. Hg)	(mm Hg)	(in.)	(mm)	(Lbs.)	(Kg)				
1/2	12.7	.91	23.1	200	1.38	25.0	635	5.0	127	.28	.13	Reel	X	3213-0401	\$4.10
3/4	19.1	1.25	31.8	200	1.38	15.0	381	6.0	152	.49	.22	Reel	X	3213-0501	5.87
3/4	19.1	1.25	31.8	200	1.38	15.0	381	6.0	152	.49	.22	50 ft.	X	3213-0413	5.87
1	25.4	1.52	38.6	200	1.38	15.0	381	8.0	203	.65	.30	Reel	25,000 ft.	3213-0415	8.45
1	25.4	1.52	38.6	200	1.38	15.0	381	8.0	203	.65	.30	50 ft.	X	3213-0416	8.45

### With Nozzle (3325T)

Nom. I.D.	⊖	Nom. O.D.	⊕	Max. W.P.	⊕	Suction		Min. Bend Radius	⊕	Wt. Per Ea.	⊕	Standard Pack	Stock (X) or Minimum Order Qty.	Gates Item No.	List Price Per Ea.
(in.)	(mm)	(in.)	(mm)	(psi)	(MPa)	(in. Hg)	(mm Hg)	(in.)	(mm)	(Lbs.)	(Kg)				
3/4	19.1	1.25	31.8	150	1.03	25.0	635	6.0	152	27.50	12.50	50 ft.	1 ea. (X)	3213-0543	\$565.53
1	25.4	1.50	38.1	150	1.03	15.0	381	8.0	203	33.50	15.23	50 ft.	1 ea. (X)	3213-0544	633.62
1 1/4	31.8	1.75	44.5	150	1.03	15.0	381	10.0	254	39.50	17.95	50 ft.	1 ea. (X)	3213-0545	709.37

### Exact Length 500 Foot One Piece Reels

Nom. I.D.	⊖	Nom. O.D.	⊕	Max. W.P.	⊕	Suction		Min. Bend Radius	⊕	Wt. Per Ft.	⊕	Standard Pack	Stock (X) or Minimum Order Qty.	Gates Item No.	List Price Per Ft.
(in.)	(mm)	(in.)	(mm)	(psi)	(MPa)	(in. Hg)	(mm Hg)	(in.)	(mm)	(Lbs.)	(Kg)				
1/2	12.7	.91	23.1	200	1.38	25.0	635	5.0	127	.28	.13	Reel	500 ft.	3213-0451	\$4.51
3/4	19.1	1.25	31.8	200	1.38	15.0	381	6.0	152	.49	.22	Reel	500 ft.	3213-0551	6.46

**RECOMMENDED FOR:** Cold and hot water up to 212°F (100°C) where steam is injected into the water. Used for paper mill, food handling or processing plant washdown service requiring hose with a non-marking cover.

**CAUTION:** NOT RECOMMENDED FOR USE WITH STEAM.

**TEMPERATURE:** -20°F to +180°F (-29°C to +82°C) continuous service. For nozzle only.  
-40°F to +212°F (-40°C to +100°C) continuous service.

**CONSTRUCTION:** **Tube:** Type D (SBR). Black. For nozzle only.  
Type P (EPDM). Black.  
**Reinforcement:** Braided, high tensile synthetic textile cord. For nozzle only.  
Synthetic, high tensile textile cord.  
**Cover:** Type D (Natural Rubber). Gray with green stripe. For nozzle only.  
Type P (EPDM). White. All sizes are perforated on plain end hose only.  
**Design Factor:** 4:1

**COUPLINGS:** 1, 14, 15 or 75 Gates GLX® (For without nozzle only) or 82 Gates SS (for without nozzle only). Reference the Hose Coupling Section.

**PACKAGING:** 1/2": Packaged in 600' to 800' reels. Maximum 4 pieces. Minimum length 25'.  
3/4" and 1": Packaged in 300' to 400' reels. Maximum 3 pieces. One length 25' to 50'. Maximum of 2 lengths under 100'.  
50' lengths (with nozzle): Packaged each length coiled and wrapped in polyethylene.  
50' lengths (without nozzle): Packaged 50' coiled in a carton.

**BRANDING:** Continuous ink print label. Example: "GATES® WASHDOWN 3/4 INCH (19.1mm) 200 PSI (1.38MPa) WP MADE IN U.S.A."  
Continuous transfer label. Example: "GATES® WASHDOWN 3/4 INCH (19.1mm) 150 PSI (1.03MPa) WP MADE IN MEXICO"

**SPECIAL ORDER REQUIREMENTS:** Special production runs require minimum order quantities of 25,000 feet for plain end hose and 600 feet for 3/4" through 1 1/4" with nozzle.

**REMNANT LENGTHS:** None.

ACID-CHEMICAL

AIR AND MULTI-PURPOSE

FOOD AND BEVERAGE

MARINE

MATERIAL HANDLING

MINING

OILFIELD

PETROLEUM TRANSFER

PRESSURE WASHER

STEAM

WATER

CLAMPS

COUPLINGS AND FERRULES

HOSE FINDER

CHEMICAL RESISTANCE TABLE



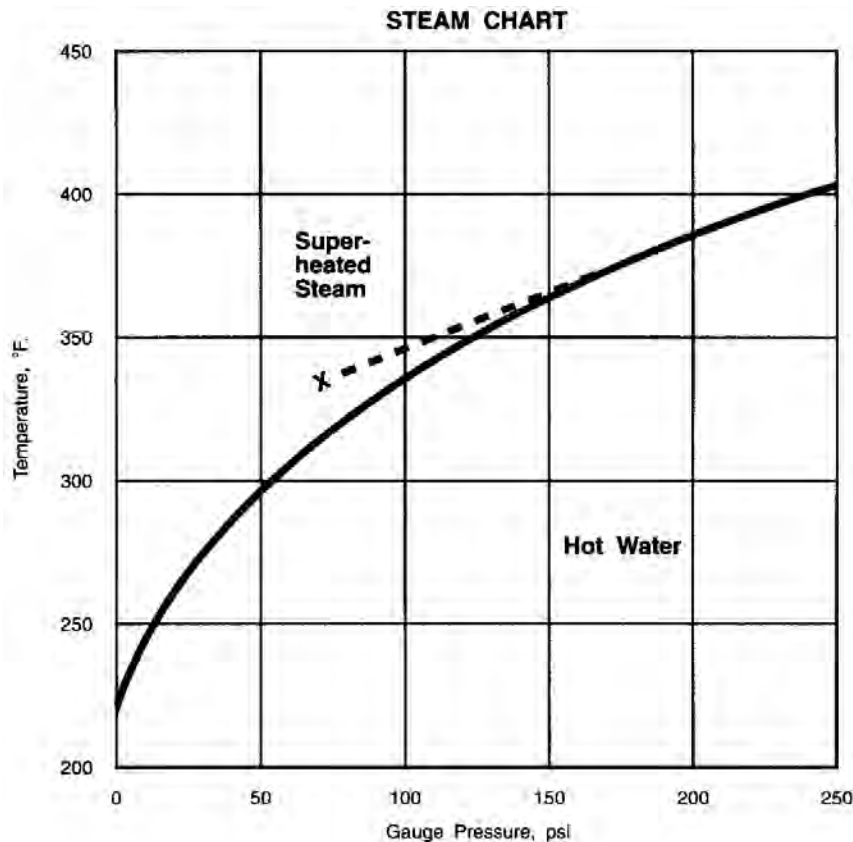
## STEAM AND ITS EFFECT ON HOSE

Water can exist in three different basic states — solid, liquid or gas — and there are three different conditions of the gas (steam). Which particular condition exists is dictated by the pressure and temperature existing.

These conditions are:

- Wet Saturated Steam or “Wet Steam”**
- Dry Saturated Steam**
- Superheated Steam or “Dry Steam”**

By way of explanation, refer to the steam chart. The heavy black line is the boiling point of water at various gauge pressures. Any point on this line represents saturated steam. Saturated steam may be completely free of unvaporized water particles, or it may carry such particles. In other words, saturated steam may be “Dry” or “Wet.” Any point below the line represents Hot Water — any point above the line represents Superheated Steam.



The dotted line shows the process of saturated steam being transformed into superheated steam. If a steam line is at a pressure of 150 psi, and a temperature of 366°F., it contains saturated steam. If the pressure is substantially reduced by the expansion of the steam (such as the sudden opening of a valve or the steam passing into a larger pipe or hose), the condition of the steam follows the dotted line to some point X in the superheated steam area. This condition may not last very long, but the superheated steam tends to deteriorate the tube stock in ordinary steam hose intended for use with saturated steam. This usually results in hose failure.

ACID-CHEMICAL
AIR AND MULTI-PURPOSE
FOOD AND BEVERAGE
MARINE
MATERIAL HANDLING
MINING
OILFIELD
PETROLEUM TRANSFER
PRESSURE WASHER
<b>STEAM</b>
WATER
CLAMPS
COUPLINGS AND FERRULES
HOSE FINDER
CHEMICAL RESISTANCE TABLE

# HOW TO SELECT THE CORRECT STEAM HOSE ASSEMBLY

- Determine Required Hose Size**  
 The hose size required is usually fixed by size of fittings or pipe to which the hose is to be connected. It is important that you **do not select** a hose with inside diameter **larger** than the diameter of the preceding pipe.
  - Find Actual Rated Working Pressure and Temperature**  
 Take pressure and temperature readings just ahead of the hose connection.
  - Determine Condition of Steam (Saturated or Superheated)**  
 Locate the actual Rated Working Pressure and Temperature on the steam chart on previous page. Any point on the heavy line is saturated steam.
  - Select the Correct Hose**  
 From the table at right, select the hose that fulfills the requirements of both the condition of the steam and the Rated Working Pressure.
  - Determine Length Required**  
 Length required is almost always dictated by the application.
  - Select Couplings Required**  
 Gates recommends interlocking\* and permanent crimped types of couplings for steam hose applications. These are identified as:
    - 14 Interlocking, ground joint
    - 15 Interlocking, washer joint
    - 76 Permanent Crimped Steam Hose Couplings
- \*Remember to retighten bolts on a regular basis.**
- Maintenance and Inspection**  
 For proper maintenance and inspection of interlocking and permanent crimped steam hose assemblies, refer to ARPM IP-11-1.

NOTE: When electrical continuity is required, ground the wire braid in the hose to couplings with aluminum, copper or stainless steel staples.

**STEAM HOSE TABLE**

Hose Type	Recommended Service		
	Rated Working Pressure (psi)	Working Temperature (°F)	Type of Steam
232MB Steam Queen®	250	450	Saturated or Superheated
205MB Steam King®	250	450	Saturated or Superheated

**Properties of Saturated Steam**

(Abridged from Handbook of Chemistry and Physics – 39<sup>th</sup> Edition.)

Gauge Pressure (psi)	*Temperature of Saturated Steam (°F)	Gauge Pressure (psi)	*Temperature of Saturated Steam (°F)	Gauge Pressure (psi)	*Temperature of Saturated Steam (°F)
10	239	110	344	200	388
25	267	115	347	205	390
30	274	120	350	210	392
35	281	125	353	215	394
40	287	130	356	220	395
45	292	135	358	225	397
50	298	140	361	230	399
55	303	145	363	235	401
60	307	150	366	240	403
65	312	155	368	245	404
70	316	160	371	250	406
75	320	165	373	255	408
80	324	170	375	260	409
85	328	175	377	265	411
90	331	180	380	270	413
95	335	185	382	275	414
100	338	190	384		
105	341	195	386		

\*Based on an atmosphere pressure of 14.7 psi.

**IMPORTANT: Steam can be dangerous material. Play it safe – stay within the limits of published recommendations!**

**Do Not Alternate Use Between Steam and Water**

ACID-CHEMICAL
AIR AND MULTI-PURPOSE
FOOD AND BEVERAGE
MARINE
MATERIAL HANDLING
MINING
OILFIELD
PETROLEUM TRANSFER
PRESSURE WASHER
STEAM
WATER
CLAMPS
COUPLINGS AND FERRULES
HOSE FINDER
CHEMICAL RESISTANCE TABLE







Steam Hose

205MB Steam King®

(Specification 3605)

ACID-CHEMICAL
AIR AND MULTI-PURPOSE
FOOD AND BEVERAGE
MARINE
MATERIAL HANDLING
MINING
OILFIELD
PETROLEUM TRANSFER
PRESSURE WASHER
STEAM
WATER
CLAMPS
COUPLINGS AND FERRULES
HOSE FINDER
CHEMICAL RESISTANCE TABLE

Smooth Cover

Nom. I.D.	⊖	Nom. O.D.	⊖	Max. W.P.	⊕	Suction	⊖	Min. Bend Radius	⊕	Wt. Per Ft.	⊖	Standard Pack	Stock (X) or Minimum Order Qty.	Gates Item No.	List Price Per Ft.
(In.)	(mm)	(In.)	(mm)	(psi)	(MPa)	(In. Hg)	(mm Hg)	(In.)	(mm)	(Lbs.)	(Kg)				
3/8	9.5	.78	19.8	250	1.72	30.0	762	4.0	102	.26	.12	Reel	X	3605-0652	\$7.92
3/8	9.5	.78	19.8	250	1.72	30.0	762	4.0	102	.26	.12	50 ft.	250 ft. (X)	3605-0650	7.92
1/2	12.7	1.06	26.9	250	1.72	25.0	635	7.0	178	.40	.18	Reel	X	3605-0672	9.65
1/2	12.7	1.06	26.9	250	1.72	25.0	635	7.0	178	.40	.18	50 ft.	200 ft. (X)	3605-0655	9.65
1/2	12.7	1.06	26.9	250	1.72	25.0	635	7.0	178	.40	.18	50 ft.-BP**	1,500 ft. (X)	3605-0677	9.15
3/4	19.1	1.28	32.5	250	1.72	20.0	508	9.0	229	.49	.22	Reel	X	3605-0678	11.22
3/4	19.1	1.28	32.5	250	1.72	20.0	508	9.0	229	.49	.22	50 ft.	150 ft. (X)	3605-0664	11.22
1	25.4	1.63	41.4	250	1.72	20.0	508	11.0	279	.78	.35	50 ft.-BP**	1,000 ft. (X)	3605-0679	10.67
												Reel	X	3605-0668	16.28

NOTE: \*\*BP - Bulk Pack, 50' coiled and tied in a pallet carton: 1/2" - 1,500'; 3/4" - 1,000'; 1" - 600'.

Wrapped Cover

Nom. I.D.	⊖	Nom. O.D.	⊖	Max. W.P.	⊕	Suction	⊖	Min. Bend Radius	⊕	Wt. Per Ft.	⊖	Standard Pack	Stock (X) or Minimum Order Qty.	Gates Item No.	List Price Per Ft.
(In.)	(mm)	(In.)	(mm)	(psi)	(MPa)	(In. Hg)	(mm Hg)	(In.)	(mm)	(Lbs.)	(Kg)				
3/4	19.1	1.27	32.3	250	1.72	20.0	508	9.0	229	.57	.26	50 ft.	100 ft. (X)	3605-0901	\$11.22
1	25.4	1.52	38.6	250	1.72	20.0	508	11.0	279	.70	.32	50 ft.	200 ft. (X)	3605-0665	16.28
1	25.4	1.52	38.6	250	1.72	20.0	508	11.0	279	.70	.32	50 ft.-BP**	600 ft. (X)	3605-0669	15.51
1 1/4	31.8	1.81	46.0	250	1.72	20.0	508	16.0	406	.90	.41	50 ft.	100 ft. (X)	3605-0671	23.42
1 1/2	38.1	2.14	54.4	250	1.72	10.0	254	20.0	508	1.21	.55	50 ft.	X	3605-0676	29.52
2	50.8	2.66	67.6	250	1.72	10.0	254	25.0	635	1.57	.71	50 ft.	X	3605-0681	35.31

NOTE: \*\*BP - Bulk Pack, 50' coiled and tied in a pallet carton: 1/2" - 1,500'; 3/4" - 1,000'; 1" - 600'.

205MB Assemblies Wrapped Cover

Nom. I.D.	⊖	Nom. O.D.	⊖	Max. W.P.	⊕	Suction	⊖	Min. Bend Radius	⊕	Wt. Per Ea.	⊖	Standard Pack	Stock (X) or Minimum Order Qty.	Gates Item No.	List Price Per Ea.
(In.)	(mm)	(In.)	(mm)	(psi)	(MPa)	(In. Hg)	(mm Hg)	(In.)	(mm)	(Lbs.)	(Kg)				
3/4	19.1	1.27	32.3	250	1.72	20.0	508	9.0	229	31.90	14.50	50 ft. F/F	1 ea. (X)	3605-0736	\$642.05
3/4	19.1	1.27	32.3	250	1.72	20.0	508	9.0	229	30.90	14.05	50 ft. F/M	1 ea. (X)	3605-0737	603.36
3/4	19.1	1.27	32.3	250	1.72	20.0	508	9.0	229	29.90	13.59	50 ft. M/M	1 ea. (X)	3605-0738	564.66

**RECOMMENDED FOR:** All types of steam - saturated and superheated - up to 250 PSI and +450°F (+232°C). Special cover for oil resistance.

**CAUTION:** DO NOT ALTERNATE USE BETWEEN STEAM AND WATER.

**TEMPERATURE:** -40°F to +450°F (-40°C to +232°C) continuous service.

**CONSTRUCTION:** **Tube:** Type P2 (EPDM). Black.  
**Reinforcement:** Braided, high tensile steel wire.  
**Cover:** Type P2 (EPDM). Black. All sizes are perforated.  
**Design Factor:** 10:1

**COUPLINGS:** 14, 15 or 76 only. Reference the Hose Coupling Section.

**PACKAGING:** \*\*BP - Bulk Pack, 50' coiled and tied in a pallet carton: 1/2" - 1,500'; 3/4" - 1,000'; 1" - 600'.

3/8" x 50': Packaged 250' per carton, each length coiled and tied.  
 3/8": Packaged in 200' to 300' reels. Maximum of 3 pieces. Minimum length 25'. One length under 100'.  
 1/2" x 50': Packaged 200' per carton, each length coiled and tied.  
 3/4" x 50" coupled assy: Coiled in carton, one assembly per carton.  
 3/4" x 50': Packaged 100' or 150' per carton, each length coiled and tied.  
 1" x 50': Packaged 200' per carton, each length coiled and tied.  
 1 1/4" x 50': Packaged 100' per carton, each length coiled and tied.  
 1 1/2" and 2" x 50': Packaged 50' per carton, each length coiled and tied.  
 1/2", 3/4" and 1": Packaged in 500' reels. Maximum of 3 pieces. All lengths in 50' increments.

**BRANDING:** Continuous molded brand. Example: "GATES® 205MB STEAM KING® 3/4 INCH 2 WIRE BRAID 250 PSI WP AT 450°F MADE IN U.S.A. CAUTION: TIGHTEN CLAMPS BEFORE USING."

**SPECIAL ORDER REQUIREMENTS:** Special production runs require minimum order quantities of 5,000 feet.

**REMNANT LENGTHS:** None.





## Steam Hose

# 232MB Steam Queen®

(Specification 3602EL)

### Wrapped Cover

Nom. I.D.	⊖	Nom. O.D.	⊖	Max. W.P.	⊕	Suction	⊖	Min. Bend Radius	⊕	Wt. Per Ft.	⊖	Standard Pack	Stock (X) or Minimum Order Qty.	Gates Item No.	List Price Per Ft.
(In.)	(mm)	(In.)	(mm)	(psi)	(MPa)	(In. Hg)	(mm Hg)	(In.)	(mm)	(Lbs.)	(Kg)				
3/8	9.5	.80	20.3	250	1.72	30.0	762	4.0	102	.30	.14	Reel	X	3602-1061	\$8.24
3/8	9.5	.80	20.3	250	1.72	30.0	762	4.0	102	.32	.15	50 ft.	X	3602-1051	8.24
1/2	12.7	1.02	25.9	250	1.72	25.0	635	7.0	178	.45	.20	Reel	X	3602-1062	10.31
1/2	12.7	1.02	25.9	250	1.72	25.0	635	7.0	178	.45	.20	50 ft.	X	3602-1052	10.31
3/4	19.1	1.27	32.3	250	1.72	20.0	508	9.0	229	.60	.27	Reel	X	3602-1065	13.29
3/4	19.1	1.27	32.3	250	1.72	20.0	508	9.0	229	.60	.27	50 ft.	X	3602-1055	13.29
1	25.4	1.52	38.6	250	1.72	20.0	508	11.0	279	.73	.33	50 ft.	X	3602-1057	16.91
1 1/2	38.1	2.18	55.4	250	1.72	10.0	254	20.0	508	1.24	.56	50 ft.	X	3602-1059	33.30
2	50.8	2.66	67.6	250	1.72	10.0	254	25.0	635	1.80	.82	50 ft.	X	3602-1060	40.19

### 232MB Assemblies Wrapped Cover

Nom. I.D.	⊖	Nom. O.D.	⊖	Max. W.P.	⊕	Suction	⊖	Min. Bend Radius	⊕	Wt. Per Ea.	⊖	Standard Pack	Stock (X) or Minimum Order Qty.	Gates Item No.	List Price Per Ea.
(In.)	(mm)	(In.)	(mm)	(psi)	(MPa)	(In. Hg)	(mm Hg)	(In.)	(mm)	(Lbs.)	(Kg)				
3/4	19.1	1.27	32.3	250	1.72	20.0	508	9.0	229	33.40	15.18	50 ft. F/F	1 ea. (X)	3602-0002	\$769.23
3/4	19.1	1.27	32.3	250	1.72	20.0	508	9.0	229	32.40	14.73	50 ft. F/M	1 ea. (X)	3602-0003	730.53
3/4	19.1	1.27	32.3	250	1.72	20.0	508	9.0	229	31.40	14.27	50 ft. M/M	1 ea. (X)	3602-0004	691.85

**RECOMMENDED FOR:** All types of steam - saturated and superheated - up to 250 PSI and +450°F (+232°C). Special cover for oil resistance.

**CAUTION:** DO NOT ALTERNATE USE BETWEEN STEAM AND WATER.

**TEMPERATURE:** -40°F to +450°F (-40°C to +232°C) continuous service.

**CONSTRUCTION:**  
**Tube:** Type P2 (EPDM). Black.  
**Reinforcement:** Braided, high tensile steel wire.  
**Cover:** Type B1 (Special compound designed to withstand heat and oil). Red, wrapped, non-marking. All sizes are perforated.

**Design Factor:** 10:1

**COUPLINGS:** 14, 15 or 76 only. Reference the Hose Coupling Section.

**PACKAGING:** 3/8" through 3/4": Packaged in 200' to 300' reels. Maximum of 3 pieces. Minimum length 25'. One length under 100'.  
 3/4" x 50" coupled assy: Coiled in carton, one assembly per carton.  
 50' lengths: Coiled in a carton.

**BRANDING:** Continuous molded brand. Example: "GATES® 232MB STEAM QUEEN® 3/4 INCH 2 WIRE BRAID 250 PSI WP AT 450°F MADE IN U.S.A. CAUTION: TIGHTEN CLAMPS BEFORE USING."  
 Continuous molded brand. Example: "GATES® 232MB STEAM QUEEN® 3/4 INCH 2 WIRE BRAID 250 PSI WP AT 450°F MADE IN U.S.A." (assemblies only)

**SPECIAL ORDER REQUIREMENTS:** Special production runs require minimum order quantities of 5,000 feet for sizes less than 1 1/2" and 600 feet for 1 1/2" and larger.

**REMNANT LENGTHS:** None.

**STANDARDS:** **Cover:** ARPM (Class C) Limited oil resistance.

ACID-CHEMICAL

AIR AND MULTI-PURPOSE

FOOD AND BEVERAGE

MARINE

MATERIAL HANDLING

MINING

OILFIELD

PETROLEUM TRANSFER

PRESSURE WASHER

STEAM

WATER

CLAMPS

COUPLINGS AND FERRULES

HOSE FINDER

CHEMICAL RESISTANCE TABLE





Water Hose

Shark®

(Specification 4686AR, 4686DC)

ACID-CHEMICAL
AIR AND MULTI-PURPOSE
FOOD AND BEVERAGE
MARINE
MATERIAL HANDLING
MINING
OILFIELD
PETROLEUM TRANSFER
PRESSURE WASHER
STEAM
WATER
CLAMPS
COUPLINGS AND FERRULES
HOSE FINDER
CHEMICAL RESISTANCE TABLE

Nom. I.D.	⊖	Nom. O.D.	⊕	Max. W.P.	⊕	Suction	⊖	Min. Bend Radius	⊕	Wt. Per Ft.	⊕	Standard Pack	Stock (X) or Minimum Order Qty.	Gates Item No.	List Price Per Ft.
(In.)	(mm)	(In.)	(mm)	(psi)	(MPa)	(In. Hg)	(mm Hg)	(In.)	(mm)	(Lbs.)	(Kg)				
1	25.4	1.45	36.8	150	1.03	30.0	762	5.0	127	.53	.24	100 ft.	X	4686-0701	\$12.80
1 1/4	31.8	1.71	43.4	150	1.03	30.0	762	6.0	152	.68	.31	100 ft.	X	4686-0702	14.13
1 1/2	38.1	1.96	49.8	150	1.03	30.0	762	8.0	203	.79	.36	100 ft.	X	4686-0703	15.42
2	50.8	2.46	62.5	150	1.03	30.0	762	10.0	254	.99	.45	100 ft.	X	4686-0704	18.30
2	50.8	2.46	62.5	150	1.03	30.0	762	10.0	254	.99	.45	200 ft.	400 ft.	4686-0710	18.30
2 1/2	63.5	3.02	76.7	150	1.03	30.0	762	12.0	305	1.44	.65	100 ft.	X	4686-0705	23.91
3	76.2	3.58	90.9	150	1.03	30.0	762	15.0	381	1.90	.86	100 ft.	X	4686-0706	27.95
4	101.6	4.58	116.3	150	1.03	30.0	762	20.0	508	2.48	1.13	100 ft.	X	4686-0707	39.72
5	127.0	5.60	142.2	100	.69	30.0	762	25.0	635	3.62	1.65	100 ft.	X	4686-0708	61.85
6	152.4	6.65	168.9	100	.69	30.0	762	30.0	762	4.84	2.20	20 ft.	X	4686-0711	78.36
6	152.4	6.65	168.9	100	.69	30.0	762	30.0	762	4.84	2.20	25 ft.	X	4686-0712	78.36
6	152.4	6.65	168.9	100	.69	30.0	762	30.0	762	4.84	2.20	100 ft.	X	4686-0709	78.36

**RECOMMENDED FOR:** Suction hose used to convey water, detergents, phosphate ester hydraulic fluids and dilute solutions of acids, alkalies and glycols.

**TEMPERATURE:** -40°F to +180°F (-40°C to +82°C) continuous service.

**CONSTRUCTION:** **Tube:** Type P (EPDM). Black.  
**Reinforcement:** Synthetic, high tensile textile with steel wire helix.  
**Cover:** Type D (SBR). Black with green spiral stripe.  
**Design Factor:** 3:1

**COUPLINGS:** 6, 7, 49 or 78. Reference the Hose Coupling Section.

**PACKAGING:** All lengths coiled and wrapped in polyethylene.

**BRANDING:** Continuous transfer label. Example: "GATES® Shark® Water Suction/Discharge 150 PSI (1.03MPa) WP Made In U.S.A."

**SPECIAL ORDER REQUIREMENTS:** Special production runs require minimum order quantities of 400 feet for sizes through 4" and 200 feet for sizes above 4". If a special transfer label is required, contact Gates Corporation for minimum quantity.

Specific cut lengths available through the Cut Length Program. Contact Customer Service for details.

**REMNANT LENGTHS:** Remnant lengths are sometimes available in popular sizes at a discount. Contact Gates Corporation for pricing, order requirements and availability.





## Water Hose

# Barracuda®

(Specification 4686AT)

Nom. I.D.	⌀	Nom. O.D.	⌀	Max. W.P.	⊕	Suction	⊕	Min. Bend Radius	R <sub>1</sub>	Wt. Per Ft.	⚖	Standard Pack	Stock (X) or Minimum Order Qty.	Gates Item No.	List Price Per Ft.
(In.)	(mm)	(In.)	(mm)	(psi)	(MPa)	(In. Hg)	(mm Hg)	(In.)	(mm)	(Lbs.)	(Kg)				
1	25.4	1.33	33.8	150	1.03	30.0	762	5.0	127	.39	.18	100 ft.	400 ft.	4686-0199	\$8.25
1 1/4	31.8	1.61	40.9	150	1.03	30.0	762	5.0	127	.51	.23	100 ft.	X	4686-0203	9.00
1 1/2	38.1	1.86	47.2	150	1.03	30.0	762	6.0	152	.60	.27	100 ft.	X	4686-0204	10.88
1 1/2	38.1	1.86	47.2	150	1.03	30.0	762	6.0	152	.60	.27	200 ft.	400 ft.	4686-0237	10.88
2	50.8	2.36	59.9	150	1.03	30.0	762	8.0	203	.76	.35	100 ft.	X	4686-0200	12.60
2	50.8	2.36	59.9	150	1.03	30.0	762	8.0	203	.76	.35	200 ft.	400 ft.	4686-0235	12.60
2 1/2	63.5	2.96	75.2	150	1.03	30.0	762	10.0	254	1.06	.48	100 ft.	X	4686-0205	15.60
2 1/2	63.5	2.96	75.2	150	1.03	30.0	762	10.0	254	1.06	.48	200 ft.	400 ft.	4686-0250	15.60
3	76.2	3.54	89.9	150	1.03	30.0	762	14.0	356	1.44	.65	100 ft.	X	4686-0201	17.40
3	76.2	3.54	89.9	150	1.03	30.0	762	14.0	356	1.44	.65	200 ft.	400 ft.	4686-0236	17.40
4	101.6	4.54	115.3	150	1.03	30.0	762	18.0	457	2.25	1.02	100 ft.	X	4686-0202	24.75
4	101.6	4.54	115.3	150	1.03	30.0	762	18.0	457	2.25	1.02	200 ft.	400 ft.	4686-0208	24.75
6	152.4	6.68	170.0	100	.69	30.0	762	28.0	711	3.94	1.79	20 ft.	X	4686-0207	64.73
6	152.4	6.68	170.0	100	.69	30.0	762	28.0	711	3.94	1.79	25 ft.	X	4686-0206	64.73
6	152.4	6.68	170.0	100	.69	30.0	762	28.0	711	3.94	1.79	100 ft.	200 ft.	4686-0234	64.73
8	203.2	9.00	286.3	100	.69	30.0	762	40.0	1016	8.81	4.00	20 ft.	X	4686-0212	165.30
8	203.2	9.00	286.3	100	.69	30.0	762	40.0	1016	8.81	4.00	25 ft.	400 ft.	4686-0209	165.30
10	254.0	11.27	337.1	100	.69	30.0	762	50.0	1270	15.80	7.18	20 ft.	X	4686-0213	268.94
10	254.0	11.27	337.1	100	.69	30.0	762	50.0	1270	15.80	7.18	25 ft.	400 ft.	4686-0210	268.94
12	304.8	13.27	337.1	100	.69	30.0	762	60.0	1524	18.63	8.47	20 ft.	X	4686-0214	307.61
12	304.8	13.27	337.1	100	.69	30.0	762	60.0	1524	18.63	8.47	25 ft.	400 ft.	4686-0211	307.61

**RECOMMENDED FOR:** Medium to light duty water suction/discharge for agricultural, construction and industrial applications. EPDM tube designed to handle a variety of liquids including Lasso\*, Lasso II\* and Freedom\*. Recommended for sanitation liner in marine applications.

**TEMPERATURE:** -32°F to +200°F (-36°C to +93°C). For 8" through 12" sizes.  
-40°F to +180°F (-40°C to +82°C). For 1" through 6" sizes.

**CONSTRUCTION:** **Tube:** Type P (EPDM). Black.  
**Reinforcement:** Synthetic, high tensile textile with steel wire helix.  
**Cover:** Type P (EPDM). Black with green spiral stripe.  
**Design Factor:** 3:1

**COUPLINGS:** 5, 6, 7, 8, 49 or 78 all sizes. Reference the Hose Coupling Section.

**PACKAGING:** 1" through 6": Packaged with each length coiled and wrapped in polyethylene.  
8" through 12": Packaged with each length placed in nylon woven fabric.

**BRANDING:** Continuous transfer label. Example: "GATES® Barracuda® Water Suction/Discharge 150 PSI (1.03MPa) WP Made In U.S.A."

**SPECIAL ORDER REQUIREMENTS:** Special production runs require minimum order quantities of 400 feet for sizes through 4" I.D. and 200 feet for sizes above 4" I.D. If a special transfer label is required, contact Gates Corporation for minimum quantity.

Specific cut lengths available through the Cut Length Program. Contact Customer Service for details.

**REMNANT LENGTHS:** Remnant lengths are sometimes available in popular sizes at a discount. Contact Gates Corporation for pricing, order requirements and availability.

\*Lasso®, Lasso II® and Freedom® are Registered Trademarks of Monsanto.

ACID-CHEMICAL

AIR AND MULTI-PURPOSE

FOOD AND BEVERAGE

MARINE

MATERIAL HANDLING

MINING

OILFIELD

PETROLEUM TRANSFER

PRESSURE WASHER

STEAM

WATER

CLAMPS

COUPLINGS AND FERRULES

HOSE FINDER

CHEMICAL RESISTANCE TABLE





Water Hose

Water Suction/Discharge

(Specification 4686)

ACID-CHEMICAL
AIR AND MULTI-PURPOSE
FOOD AND BEVERAGE
MARINE
MATERIAL HANDLING
MINING
OILFIELD
PETROLEUM TRANSFER
PRESSURE WASHER
STEAM
WATER
CLAMPS
COUPLINGS AND FERRULES
HOSE FINDER
CHEMICAL RESISTANCE TABLE

Nom. I.D. (In.)	⊖ (mm)	Nom. O.D. (In.)	⊕ (mm)	Max. W.P. (psi)	⊕ (MPa)	Suction (In. Hg)	⊖ (mm Hg)	Min. Bend Radius (In.)	⊕ (mm)	Wt. Per Ft. (Lbs.)	⊕ (Kg)	Standard Pack	Stock (X) or Minimum Order Qty.	Gates Item No.	List Price Per Ft.
2	50.8	2.36	59.9	150	1.03	30.0	762	8.0	203	.76	.35	100 ft.	X	4686-0751	\$10.08
3	76.2	3.54	89.9	150	1.03	30.0	762	14.0	356	1.44	.65	100 ft.	X	4686-0752	13.92
4	101.6	4.54	115.3	150	1.03	30.0	762	18.0	457	2.13	1.02	100 ft.	X	4686-0753	19.80

**RECOMMENDED FOR:** Economical, medium to light duty water suction/discharge for agricultural, construction and industrial applications. EPDM tube designed to handle a variety of liquids including Lasso<sup>®</sup>\*, Lasso II<sup>®</sup>\* and Freedom<sup>®</sup>\*. Recommended for sanitation liner in marine applications.

**TEMPERATURE:** -40°F to +180°F (-40°C to +82°C).

**CONSTRUCTION:**  
**Tube:** Type P (EPDM). Black.  
**Reinforcement:** Synthetic, high tensile textile cord with steel wire helix.  
**Cover:** Type P (EPDM). Black with green spiral stripe.  
**Design Factor:** 3:1

**COUPLINGS:** 5, 6, 7, 8, 49 or 78 all sizes. Reference the Hose Coupling Section.

**PACKAGING:** All lengths coiled and wrapped in polyethylene.

**BRANDING:** Continuous transfer label. Example: "GATES<sup>®</sup> Water Suction/Discharge 150 PSI (1.03 MPa) W.P."

**SPECIAL ORDER REQUIREMENTS:** If a special transfer label is required, contact Gates Corporation for minimum quantity.

**REMNANT LENGTHS:** None.

\*Lasso<sup>®</sup>, Lasso II<sup>®</sup> and Freedom<sup>®</sup> are Registered Trademarks of Monsanto.





## Water Hose

## Steelhead® (Specification 3135SP)

Nom. I.D.	⊖	Nom. O.D.	⊕	Max. W.P.	⊕	Suction	⊖	Min. Bend Radius	R <sub>2</sub>	Wt. Per Ft.	⚖	Standard Pack	Stock (X) or Minimum Order Qty.	Gates Item No.	List Price Per Ft.
(In.)	(mm)	(In.)	(mm)	(psi)	(MPa)	(In. Hg)	(mm Hg)	(In.)	(mm)	(Lbs.)	(Kg)				
1 1/2	38.1	1.98	50.3	150	1.03	—	—	12.0	305	.70	.32	100 ft.	X	3135-2651	\$16.62
1 5/8	41.3	2.10	53.3	150	1.03	—	—	15.0	381	.74	.34	100 ft.	400 ft.	3135-2652	17.33
1 7/8	47.6	2.35	59.7	150	1.03	—	—	15.0	381	.88	.40	100 ft.	400 ft.	3135-2653	18.80
2	50.8	2.48	63.5	150	1.03	—	—	20.0	508	.93	.42	100 ft.	X	3135-2654	19.82
2 1/2	63.5	2.99	76.0	150	1.03	—	—	25.0	635	1.14	.52	100 ft.	X	3135-2655	24.75
3	76.2	3.49	88.7	150	1.03	—	—	36.0	914	1.37	.62	100 ft.	X	3135-2656	30.93
3	76.2	3.49	88.7	150	1.03	—	—	36.0	914	1.37	.62	200 ft.	400 ft.	3135-2661	30.93
3 1/2	88.9	3.99	101.4	150	1.03	—	—	42.0	1067	1.60	.73	100 ft.	400 ft.	3135-2657	31.77
4	101.6	4.49	114.1	150	1.03	—	—	48.0	1219	1.85	.84	100 ft.	X	3135-2658	43.22
4 1/2	114.3	5.01	127.3	150	1.03	—	—	54.0	1372	2.16	.98	100 ft.	X	3135-2659	45.38
6	152.4	6.51	165.4	150	1.03	—	—	72.0	1829	2.84	1.29	100 ft.	X	3135-2660	81.68

**RECOMMENDED FOR:** Water discharge in heavy duty industrial applications.

**TEMPERATURE:** -40°F to +150°F (-40°C to +66°C) continuous service.

**CONSTRUCTION:** **Tube:** Type D (SBR). Black.  
**Reinforcement:** Multiple plies of synthetic, high tensile textile.  
**Cover:** Type D (SBR). Black with green spiral stripe.  
**Design Factor:** 3:1

**COUPLINGS:** 1, 3, 5, 7, 49 or 78. Reference the Hose Coupling Section.

**PACKAGING:** All lengths coiled and wrapped in polyethylene.

**BRANDING:** Continuous transfer label. Example: "GATES® Steelhead® HD Water Discharge 150 PSI (1.03MPa) WP Made In U.S.A."

**SPECIAL ORDER REQUIREMENTS:** Special production runs require minimum order quantities of 400 feet for sizes through 4" and 200 feet for sizes above 4". If a special transfer label is required, contact Gates Corporation for minimum quantity.

Specific cut lengths available through the Cut Length Program. Contact Customer Service for details.

**REMNANT LENGTHS:** Remnant lengths are sometimes available in popular sizes at a discount. Contact Gates Corporation for pricing, order requirements and availability.

ACID-CHEMICAL

AIR AND MULTI-PURPOSE

FOOD AND BEVERAGE

MARINE

MATERIAL HANDLING

MINING

OILFIELD

PETROLEUM TRANSFER

PRESSURE WASHER

STEAM

WATER

CLAMPS

COUPLINGS AND FERRULES

HOSE FINDER

CHEMICAL RESISTANCE TABLE





Water Hose

Marlin®  
(Specification 3137M)

ACID-CHEMICAL
AIR AND MULTI-PURPOSE
FOOD AND BEVERAGE
MARINE
MATERIAL HANDLING
MINING
OILFIELD
PETROLEUM TRANSFER
PRESSURE WASHER
STEAM
WATER
CLAMPS
COUPLINGS AND FERRULES
HOSE FINDER
CHEMICAL RESISTANCE TABLE

Nom. I.D.	⊖	Nom. O.D.	⊖	Max. W.P.	⊖	Suction	⊖	Min. Bend Radius	⊖	Wt. Per Ft.	⊖	Standard Pack	Stock (X) or Minimum Order Qty.	Gates Item No.	List Price Per Ft.
(In.)	(mm)	(In.)	(mm)	(psi)	(MPa)	(In. Hg)	(mm Hg)	(In.)	(mm)	(Lbs.)	(Kg)				
1 1/2	38.1	1.82	46.2	150	1.03	—	—	12.0	305	.47	.21	100 ft.	X	3137-0370	\$9.81
1 1/2	38.1	1.90	48.3	150	1.03	—	—	12.0	305	.63	.29	100 ft.	X	3137-0371	13.11
2	50.8	2.33	59.2	150	1.03	—	—	20.0	508	.65	.30	100 ft.	X	3137-0372	10.80
2	50.8	2.41	61.2	150	1.03	—	—	20.0	508	.84	.38	100 ft.	X	3137-0373	14.58
2 1/2	63.5	2.83	71.9	150	1.03	—	—	25.0	635	.90	.41	100 ft.	400 ft.	3137-0374	15.21
2 1/2	63.5	2.91	73.9	150	1.03	—	—	25.0	635	1.02	.46	100 ft.	X	3137-0375	20.97
3	76.2	3.33	84.6	150	1.03	—	—	36.0	914	1.21	.55	100 ft.	X	3137-0376	15.26
3	76.2	3.41	86.6	150	1.03	—	—	36.0	914	1.15	.52	100 ft.	X	3137-0377	24.33
3 1/2	88.9	3.91	99.3	150	1.03	—	—	42.0	1067	1.30	.59	100 ft.	X	3137-0378	30.75
4	101.6	4.33	110.0	150	1.03	—	—	48.0	1219	1.50	.68	100 ft.	X	3137-0379	19.22
4	101.6	4.41	112.0	150	1.03	—	—	48.0	1219	1.55	.70	100 ft.	X	3137-0380	36.18
4	101.6	4.33	110.0	150	1.03	—	—	48.0	1219	1.50	.68	200 ft.	400 ft.	3137-1272	19.22
5	127.0	5.44	138.2	150	1.03	—	—	60.0	1524	2.17	.99	100 ft.	X	3137-0381	44.73
6	152.4	6.40	162.6	150	1.03	—	—	72.0	1829	2.60	1.18	100 ft.	200 ft.	3137-0382	53.36
6	152.4	6.49	164.9	150	1.03	—	—	72.0	1829	2.92	1.33	100 ft.	X	3137-0383	74.69

**RECOMMENDED FOR:** Water discharge in heavy duty service requiring a compact, rugged and lightweight hose.

**TEMPERATURE:** -40°F to +180°F (-40°C to +82°C) continuous service.

**CONSTRUCTION:** **Tube:** Type P (EPDM). Black.  
**Reinforcement:** Multiple plies of synthetic, high tensile textile.  
**Cover:** Type D (SBR). Black with green spiral stripe.  
**Design Factor:** 3:1

**COUPLINGS:** 1, 3, 5, 7, 49 or 78. Reference the Hose Coupling Section.

**PACKAGING:** All lengths coiled and wrapped in polyethylene.

**BRANDING:** Continuous transfer label. Example: "GATES® Marlin® Water Discharge 150 PSI (1.03MPa) WP Made In U.S.A."

**SPECIAL ORDER REQUIREMENTS:** Special production runs require minimum order quantities of 400 feet for sizes through 4" and 200 feet for sizes above 4". If a special transfer label is required, contact Gates Corporation for minimum quantity.  
 Specific cut lengths available through the Cut Length Program. Contact Customer Service for details.

**REMnant LENGTHS:** Remnant lengths are sometimes available in popular sizes at a discount. Contact Gates Corporation for pricing, order requirements and availability.







## Water Hose

## Dolphin® (Specification 3137T)

Nom. I.D.	⊘	Nom. O.D.	⊘	Max. W.P.	⊕	Suction	⊘	Min. Bend Radius	R <sub>2</sub>	Wt. Per Ft.	⚖	Standard Pack	Stock (X) or Minimum Order Qty.	Gates Item No.	List Price Per Ft.
(In.)	(mm)	(In.)	(mm)	(psi)	(MPa)	(In. Hg)	(mm Hg)	(In.)	(mm)	(Lbs.)	(Kg)				
1 1/4	31.8	1.53	38.9	150	1.03	—	—	—	—	.37	.17	100 ft.	X	3137-0884	\$8.03
1 1/2	38.1	1.78	45.2	150	1.03	—	—	—	—	.43	.20	100 ft.	X	3137-0883	8.78
1 1/2	38.1	1.78	45.2	150	1.03	—	—	—	—	.43	.20	200 ft.	400 ft.	3137-0898	8.78
2	50.8	2.32	58.9	150	1.03	—	—	—	—	.65	.30	100 ft.	X	3137-0885	9.75
2	50.8	2.32	58.9	150	1.03	—	—	—	—	.65	.30	200 ft.	400 ft.	3137-0905	9.75
2 1/2	63.5	2.82	71.6	150	1.03	—	—	—	—	.80	.36	100 ft.	X	3137-0888	12.68
3	76.2	3.36	85.3	150	1.03	—	—	—	—	1.08	.49	100 ft.	X	3137-0886	14.25
3	76.2	3.36	85.3	150	1.03	—	—	—	—	1.08	.49	200 ft.	400 ft.	3137-0895	14.25
4	101.6	4.36	111.7	150	1.03	—	—	—	—	1.41	.64	100 ft.	X	3137-0889	18.83
4	101.6	4.36	111.7	150	1.03	—	—	—	—	4.41	2.00	200 ft.	400 ft.	3137-0896	18.83
6	152.4	6.38	162.1	125	.86	—	—	—	—	2.09	.95	100 ft.	X	3137-0890	33.30
6	152.4	6.38	162.1	125	.86	—	—	—	—	2.09	.95	200 ft.	400 ft.	3137-0892	33.30
6 5/8	168.3	7.12	180.8	90	.62	—	—	—	—	3.00	1.36	100 ft.	200 ft.	3137-1269	45.23

**RECOMMENDED FOR:** Medium to light duty water discharge for agricultural, construction and industrial applications. EPDM tube designed to handle a variety of liquids including Lasso\*, Lasso II\* and Freedom\*.

**TEMPERATURE:** -40°F to +180°F (-40°C to +82°C).

**CONSTRUCTION:**  
**Tube:** Type P (EPDM). Black.  
**Reinforcement:** Synthetic, high tensile textile.  
**Cover:** Type P (EPDM). Black with green spiral stripe.  
**Design Factor:** 3:1

**COUPLINGS:** 5, 6, 7, 8, 49 or 78 all sizes. Reference the Hose Coupling Section.  
 NOTE: 3:1 Safety Factor for Burst Pressure to Working Pressure is reduced when the temperature increases.

**PACKAGING:** All lengths coiled and wrapped in polyethylene.

**BRANDING:** Continuous transfer label. Example: "GATES® Dolphin® Water Discharge 150 PSI (1.03MPa) WP Made In U.S.A."

**SPECIAL ORDER REQUIREMENTS:** Special production runs require minimum order quantities of 400 feet for sizes through 4" I.D. and 200 feet for sizes above 4" I.D. If a special transfer label is required, contact Gates Corporation for minimum quantity.

Specific cut lengths available through the Cut Length Program. Contact Customer Service for details.

**REMNANT LENGTHS:** Remnant lengths are sometimes available in popular sizes at a discount. Contact Gates Corporation for pricing, order requirements and availability.

\*Lasso®, Lasso II® and Freedom® are Registered Trademarks of Monsanto.

ACID-CHEMICAL

AIR AND MULTI-PURPOSE

FOOD AND BEVERAGE

MARINE

MATERIAL HANDLING

MINING

OILFIELD

PETROLEUM TRANSFER

PRESSURE WASHER

STEAM

WATER

CLAMPS

COUPLINGS AND FERRULES

HOSE FINDER

CHEMICAL RESISTANCE TABLE





Water Hose

Master-Flex® 500

(Specification 7744)

ACID-CHEMICAL
AIR AND MULTI-PURPOSE
FOOD AND BEVERAGE
MARINE
MATERIAL HANDLING
MINING
OILFIELD
PETROLEUM TRANSFER
PRESSURE WASHER
STEAM
WATER
CLAMPS
COUPLINGS AND FERRULES
HOSE FINDER
CHEMICAL RESISTANCE TABLE

Nom. I.D.	⊖	Nom. O.D.	⊖	Max. W.P.	⊖	Suction	⊖	Min. Bend Radius	⊖	Wt. Per Ft.	⊖	Standard Pack	Stock (X) or Minimum Order Qty.	Gates Item No.	List Price Per Ft.
(In.)	(mm)	(In.)	(mm)	(psi)	(MPa)	(In. Hg)	(mm Hg)	(In.)	(mm)	(Lbs.)	(Kg)				
1 1/2	38.1	1.67	42.4	75	.52	—	—	—	—	.17	.08	300 ft.	X	7744-1001	\$1.98
2	50.8	2.16	54.9	65	.45	—	—	—	—	.21	.10	300 ft.	X	7744-1002	2.42
2 1/2	63.5	2.55	64.8	60	.41	—	—	—	—	.28	.13	300 ft.	X	7744-1003	3.45
3	76.2	3.17	80.5	60	.41	—	—	—	—	.39	.18	300 ft.	X	7744-1004	4.07
4	101.6	4.20	106.7	60	.41	—	—	—	—	.53	.24	300 ft.	X	7744-1005	5.45
6	152.4	6.20	157.5	45	.31	—	—	—	—	.88	.40	300 ft.	X	7744-1006	9.08
8	203.2	8.16	207.3	45	.31	—	—	—	—	1.27	.58	300 ft.	X	7744-1007	18.15

**RECOMMENDED FOR:** General lay flat water discharge service. Excellent for job sites in construction, irrigation and areas where a lightweight, flexible hose is required.

**TEMPERATURE:** +25°F to +120°F (-4°C to +49°C) continuous service.

**CONSTRUCTION:** **Tube:** Type G (PVC). Blue with yellow identification.  
**Reinforcement:** Synthetic, high tensile textile.  
**Cover:** Type G (PVC). Blue. Smooth.  
**Design Factor:** 3:1

**COUPLINGS:** 5, 6, 7 or 49. One band for 1 1/2". Two bands for 2" I.D. and larger. Reference the Hose Coupling Section.

**PACKAGING:** 300' length coiled in polyethylene and banded, one length.

**BRANDING:** Ink stamp every 5 ft. with I.D. only.

**SPECIAL ORDER REQUIREMENTS:** None.

**REMNANT LENGTHS:** None.





## Water Hose

# Master-Flex® 100GR

(Specification 7744)

Nom. I.D.	⊖	Nom. O.D.	⊕	Max. W.P.*	⊕	Suction*	⊖	Min. Bend Radius	⊕	Wt. Per Ft.	⊕	Standard Pack	Stock (X) or Minimum Order Qty.	Gates Item No.	List Price Per Ft.
(In.)	(mm)	(In.)	(mm)	(psi)	(MPa)	(In. Hg)	(mm Hg)	(In.)	(mm)	(Lbs.)	(Kg)				
1	25.4	1.27	32.3	90	.62	28.0	711	3.0	76	.27	.12	100 ft.	X	7744-3101	\$3.81
1 1/4	31.8	1.53	38.9	90	.62	28.0	711	4.0	102	.36	.16	100 ft.	X	7744-3102	4.97
1 1/2	38.1	1.82	46.2	90	.62	28.0	711	5.0	127	.47	.21	100 ft.	X	7744-3103	5.64
2	50.8	2.36	59.9	70	.48	28.0	711	6.0	152	.66	.30	100 ft.	X	7744-3104	8.16
2 1/2	63.5	2.90	73.7	65	.45	28.0	711	8.0	203	.95	.43	100 ft.	X	7744-3105	12.84
3	76.2	3.44	87.4	60	.41	28.0	711	9.0	229	1.25	.57	100 ft.	X	7744-3106	15.47
4	101.6	4.52	114.8	50	.34	28.0	711	13.0	330	1.94	.88	100 ft.	X	7744-3107	25.80
5	127.0	5.65	143.5	45	.31	28.0	711	21.0	533	3.09	1.40	100 ft.	1,000 ft.	7744-3108	37.32
6	152.4	6.80	172.7	45	.31	28.0	711	24.0	610	4.56	2.07	100 ft.	X	7744-3109	48.69

NOTE: \* Working Pressure and Suction at +72°F (+22°C).

**RECOMMENDED FOR:** Conveying water and light chemical solutions under suction or rated discharge pressure.

**TEMPERATURE:** -10°F to +130°F (-23°C to +55°C) continuous service.

**CONSTRUCTION:** **Tube:** Type G (PVC). Green.  
**Reinforcement:** Rigid thermoplastic helix. White.  
**Cover:** Type G (PVC). Green. Smooth.  
**Design Factor:** 3:1

**COUPLINGS:** 1, 6, 7, 49 or 78 all sizes. Reference the Hose Coupling Section.

**PACKAGING:** All lengths coiled and wrapped in polyethylene.

**BRANDING:** Unlabeled.

**SPECIAL ORDER REQUIREMENTS:** Special production runs require minimum order quantities of 1,000 feet per size. No deviations allowed to above product.

**REMNANT LENGTHS:** None.

ACID-CHEMICAL

AIR AND MULTI-PURPOSE

FOOD AND BEVERAGE

MARINE

MATERIAL HANDLING

MINING

OILFIELD

PETROLEUM TRANSFER

PRESSURE WASHER

STEAM

WATER


CLAMPS

COUPLINGS AND FERRULES

HOSE FINDER

CHEMICAL RESISTANCE TABLE





Water Hose

Master-Flex® 101CL

(Specification 7744)

ACID-CHEMICAL
AIR AND MULTI-PURPOSE
FOOD AND BEVERAGE
MARINE
MATERIAL HANDLING
MINING
OILFIELD
PETROLEUM TRANSFER
PRESSURE WASHER
STEAM
WATER
CLAMPS
COUPLINGS AND FERRULES
HOSE FINDER
CHEMICAL RESISTANCE TABLE

Smooth Cover

Nom. I.D.	⊖	Nom. O.D.	⊖	Max. W.P.*	⊕	Suction*	⊖	Min. Bend Radius	⊕	Wt. Per Ft.	⊖	Standard Pack	Stock (X) or Minimum Order Qty.	Gates Item No.	List Price Per Ft.
(In.)	(mm)	(In.)	(mm)	(psi)	(MPa)	(In. Hg)	(mm Hg)	(In.)	(mm)	(Lbs.)	(Kg)				
1	25.4	1.27	32.3	90	.62	28.0	711	3.0	76	.27	.12	100 ft.	X	7744-2101	\$3.66
1 1/4	31.8	1.53	38.9	90	.62	28.0	711	4.0	102	.34	.15	100 ft.	X	7744-2102	5.21
1 1/2	38.1	1.82	46.2	90	.62	28.0	711	5.0	127	.47	.21	100 ft.	X	7744-2103	5.60
2	50.8	2.36	60.0	70	.48	28.0	711	6.0	152	.66	.30	100 ft.	X	7744-2104	7.83
2 1/2	63.5	2.90	73.7	65	.45	28.0	711	8.0	203	.95	.43	100 ft.	X	7744-2105	10.70
3	76.2	3.44	87.4	55	.38	28.0	711	9.0	229	1.25	.57	100 ft.	X	7744-2106	13.46
4	101.6	4.52	114.8	50	.34	28.0	711	13.0	330	1.94	.88	100 ft.	X	7744-2107	19.34
5	127.0	5.65	143.5	45	.31	28.0	711	21.0	533	3.09	1.40	100 ft.	X	7744-2108	35.28
6	152.4	6.80	172.7	45	.31	28.0	711	24.0	610	4.56	2.07	100 ft.	X	7744-2109	40.71

NOTE: \* Working Pressure and Suction at +72°F (+22°C).

Corrugated Cover

Nom. I.D.	⊖	Nom. O.D.	⊖	Max. W.P.*	⊕	Suction*	⊖	Min. Bend Radius	⊕	Wt. Per Ft.	⊖	Standard Pack	Stock (X) or Minimum Order Qty.	Gates Item No.	List Price Per Ft.
(In.)	(mm)	(In.)	(mm)	(psi)	(MPa)	(In. Hg)	(mm Hg)	(In.)	(mm)	(Lbs.)	(Kg)				
1	25.4	1.26	32.0	35	.24	28.0	711	2.0	51	.14	.06	100 ft.	X	7744-0000	\$4.02
1 1/4	31.8	1.61	40.9	50	.34	28.0	711	3.0	76	.31	—	100 ft.	X	7744-0015	5.73
1 1/2	38.1	1.86	47.2	50	.34	28.0	711	3.0	76	.37	.17	100 ft.	X	7744-0008	6.15
2	50.8	2.44	62.0	40	.28	28.0	711	4.0	102	.57	.26	100 ft.	X	7744-0009	8.61
3	76.2	3.54	89.9	35	.24	28.0	711	6.0	152	1.04	.47	100 ft.	X	7744-0011	14.81
4	101.6	4.65	118.1	35	.24	28.0	711	8.0	203	1.65	.75	100 ft.	X	7744-0012	21.27
5	127.0	5.73	145.5	30	.21	28.0	711	11.0	279	2.34	1.06	100 ft.	X	7744-0013	38.81
6	152.4	6.98	177.3	35	.24	28.0	711	15.0	381	4.08	1.85	100 ft.	X	7744-0014	44.78

NOTE: \* Working Pressure and Suction at +72°F (+22°C).

**RECOMMENDED FOR:** Conveying water and light chemical solutions where a clear PVC hose with a white helix is desirable for heavy duty applications.

**TEMPERATURE:** -10°F to +130°F (-23°C to +55°C) continuous service.

**CONSTRUCTION:** **Tube:** Type G (PVC). Clear. Smooth.

**Reinforcement:** Rigid thermoplastic helix.

**Design Factor:** 3:1

**COUPLINGS:** 1, 6, 7, 49 or 78 all sizes. Reference the Hose Coupling Section.

**PACKAGING:** All lengths coiled and wrapped in polyethylene.

**BRANDING:** Unlabeled.

**SPECIAL ORDER REQUIREMENTS:** Special production runs require minimum order quantities of 1,000 feet per size. No deviations allowed to above product.

**REMNANT LENGTHS:** None.





## Clamps

# Stainless Steel Clamps

(Specification 7408)

Clamp Size	Hose Range		Clamp Range		Standard Pack	Stock (X) or Minimum Order Qty.	Gates Item No.	List Price Per Ea.
	Min.	Max.	Min.	Max.				
8	.3125	.5	.4375	1	10 ea.	X	7408-1008	\$3.35
10	.375	.625	.5	1.125	10 ea.	X	7408-1010	3.35
12	.625	.75	.5	1.25	10 ea.	X	7408-1012	3.44
16	.75	1	.75	1.5	10 ea.	X	7408-1016	3.44
20	1	1.25	.75	1.75	10 ea.	X	7408-1020	3.47
24	1.25	1.5	1	2	10 ea.	X	7408-1024	3.47
28	1.25	1.75	1.3125	2.25	10 ea.	X	7408-1028	3.47
32	1.5	2	1.5625	2.5	10 ea.	X	7408-1032	3.47
36	1.75	2.25	1.875	2.75	10 ea.	X	7408-1036	3.47
48	2.5	3	1.625	3.5	10 ea.	X	7408-1048	4.55
52	3	3.25	1.875	3.75	10 ea.	X	7408-1052	4.65
56	2	3.5	2.125	4	10 ea.	X	7408-1056	4.65
60	2.25	3.75	2.3125	4.25	10 ea.	X	7408-1060	4.74
64	2.25	4	2.625	4.5	10 ea.	X	7408-1064	4.77
72	3	4.5	3.5	5	10 ea.	X	7408-1072	4.86
104	5	6.5	5	7	10 ea.	X	7408-1104	5.88

**RECOMMENDED FOR:** Clamping all types of hose and tubing in corrosive marine environment.

**CONSTRUCTION:** Clamps are constructed of 100% marine grade stainless steel. Bands are 9/16" wide with rounded edges to prevent cutting. Screws feature 305 grade stainless steel construction and deep slotted hex heads.

**PACKAGING:** 10 each per box.

ACID-CHEMICAL

AIR AND MULTI-PURPOSE

FOOD AND BEVERAGE

MARINE

MATERIAL HANDLING

MINING

OILFIELD

PETROLEUM TRANSFER

PRESSURE WASHER

STEAM

WATER

CLAMPS

COUPLINGS AND FERRULES

HOSE FINDER

CHEMICAL RESISTANCE TABLE





Clamps

# Heavy-Duty T-Bolt Clamps

(Specification 7422)

SAE Size	Min. Dia. (In.)	⊖ mm	Max. Dia. (In.)	⊖ mm	Recommended Installation Torque	Standard Pack	Stock (X) or Minimum Order Qty.	Gates Item No.	List Price Per Ea.
N/A	1.375	35.1	1.5625	38.6	75	10 ea.	X	7422-1049	\$8.31
N/A	1.5	38.1	1.625	41.7	75	10 ea.	X	7422-1050	8.34
N/A	1.625	41.4	1.875	46	75	10 ea.	X	7422-1051	8.39
28	1.75	44.5	2	50.8	75	10 ea.	X	7422-1052	8.45
32	1.875	47.8	2.1875	55.6	75	10 ea.	X	7422-1053	8.48
36	2	50.8	2.3125	58.7	75	10 ea.	X	7422-1054	8.54
40	2.125	54.1	2.4375	62	75	10 ea.	X	7422-1055	8.58
44	2.25	57.2	2.5625	65	75	10 ea.	X	7422-1056	8.67
48	2.375	60.5	2.6875	68.3	75	10 ea.	X	7422-1057	8.70
52	2.5	63.5	2.8125	71.4	75	10 ea.	X	7422-1058	8.73
56	2.625	66.8	2.9375	74.7	75	10 ea.	X	7422-1059	8.75
60	2.75	69.9	3.0625	77.7	75	10 ea.	X	7422-1060	8.78
64	2.875	73.2	3.1875	81	75	10 ea.	X	7422-1061	8.84
68	3	76.2	3.3125	84.1	75	10 ea.	X	7422-1062	8.87
72	3.125	79.5	3.4375	87.4	75	10 ea.	X	7422-1063	8.94
76	3.25	82.6	3.5625	90.4	75	10 ea.	X	7422-1064	9.00
80	3.375	85.9	3.6875	93.7	75	10 ea.	X	7422-1065	9.06
84	3.5	88.9	3.8125	96.8	75	10 ea.	X	7422-1066	9.11
88	3.625	92.2	3.9375	100.1	75	10 ea.	X	7422-1067	9.14
92	3.75	95.3	4.0625	103.1	75	10 ea.	X	7422-1068	9.17
100	4	101.6	4.3125	109.5	75	10 ea.	X	7422-1069	9.30
108	4.25	108	4.5625	115.8	75	10 ea.	X	7422-1070	9.39
116	4.5	114.3	4.8125	122.2	75	10 ea.	X	7422-1071	9.50
124	4.75	120.7	5.0625	128.5	75	10 ea.	X	7422-1072	9.59
132	5	127	5.3125	134.9	75	10 ea.	X	7422-1073	9.69
140	5.25	133.4	5.5625	141.2	75	10 ea.	X	7422-1074	9.78
148	5.5	139.7	5.8125	147.6	75	10 ea.	X	7422-1075	9.92
156	5.75	146.1	6.0625	153.9	75	10 ea.	X	7422-1076	9.98
164	6	152.4	6.3125	160.3	75	10 ea.	X	7422-1077	10.05
172	6.25	158.8	6.5625	166.6	75	10 ea.	X	7422-1078	10.17
180	6.5	165.1	6.8125	173	75	10 ea.	X	7422-1079	10.28
188	6.75	171.5	7.0625	179.3	75	10 ea.	X	7422-1080	10.35
196	7	177.8	7.3125	185.7	75	10 ea.	X	7422-1081	10.41
204	7.25	184.2	7.5625	192	75	10 ea.	X	7422-1082	10.53
212	7.5	190.5	7.8125	198.4	75	10 ea.	X	7422-1083	10.64
220	7.75	196.9	8.0625	204.7	75	10 ea.	X	7422-1084	10.74
228	8	203.2	8.3125	211.1	75	10 ea.	X	7422-1085	10.80
236	8.25	209.6	8.5625	217.4	75	10 ea.	X	7422-1086	10.94
244	8.5	215.9	8.8125	223.8	75	10 ea.	X	7422-1087	11.03

**RECOMMENDED FOR:** Use in high vibration and large diameter applications. Typical applications include industrial machinery, truck air take systems, cold side charge air systems and off road equipment.

**CONSTRUCTION:** T-Bolt Standard Design  
**Band/Bridge:** 3/4" width, 201/301 stainless steel.  
**Bolt:** 1/4" - 28 plated steel.  
**Nut:** 7/16" hex, nylon insert, plated steel locknut.  
**Trunnion:** Plated Steel

**PACKAGING:** 10 each per box.

ACID-CHEMICAL
AIR AND MULTI-PURPOSE
FOOD AND BEVERAGE
MARINE
MATERIAL HANDLING
MINING
OILFIELD
PETROLEUM TRANSFER
PRESSURE WASHER
STEAM
WATER
CLAMPS
COUPLINGS AND FERRULES
HOSE FINDER
CHEMICAL RESISTANCE TABLE





## Couplings and Ferrules

# GLX® - Male Pipe (NPTF 30° Cone Seat)

### Standard Pack

Size (In.)	Description	Thread (In.)	Stem Hex (In.)	Nut Hex (In.)	Overall Length		Cut Off Length		Weight Per Ea. (Lbs.)	Standard Pack	Stock (X) or Minimum Order Qty.	Gates Item No.	List Price Per Ea.
1/4	4GLX-2MP	1/8-27	1/2	—	2.01	51.1	.98	24.9	.95	1 ea.	50 ea.	7107-00105	\$8.13
1/4	4GLX-4MP	1/4-18	9/16	—	2.17	55.1	1.14	29.0	.11	1 ea.	X	7107-00115	7.26
3/8	6GLX-4MP	1/4-18	11/16	—	2.32	58.9	1.22	31.0	.15	1 ea.	50 ea.	7107-00135	9.27
3/8	6GLX-6MP	3/8-18	11/16	—	2.32	58.9	1.22	31.0	.17	1 ea.	X	7107-00145	8.22
1/2	8GLX-6MP	3/8-18	13/16	—	2.72	69.1	1.24	31.5	.05	1 ea.	50 ea.	7107-00165	14.99
1/2	8GLX-8MP	1/2-14	7/8	—	2.78	70.6	1.40	35.6	.30	1 ea.	X	7107-00175	9.24
1/2	8GLX-12MP	3/4-14	13/16	—	3.46	87.8	1.45	36.9	.15	1 ea.	X	7107-00785	14.84
5/8	10GLX-8MP	1/2-14	15/16	—	2.40	61.0	1.55	39.3	.22	1 ea.	X	7107-00195	10.41
3/4	12GLX-8MP	1/2-14	1 1/16	—	3.46	87.9	1.46	37.1	.45	1 ea.	50 ea.	7107-00215	19.19
3/4	12GLX-12MP	3/4-14	1 1/16	—	3.46	87.9	1.46	37.1	.45	1 ea.	X	7107-00225	16.25
1	16GLX-16MP	1-11 1/2	1 3/8	—	4.11	104.4	1.88	47.8	.80	1 ea.	X	7107-00255	31.53
1 1/4	20GLX-20MP	1 1/4-11 1/2	1 3/4	—	4.41	112.0	2.09	53.0	1.20	1 ea.	X	7107-00265	64.98

### Bulk Pack

Size (In.)	Description	Thread (In.)	Stem Hex (In.)	Nut Hex (In.)	Overall Length		Cut Off Length		Weight Per Ea. (Lbs.)	Standard Pack	Stock (X) or Minimum Order Qty.	Gates Item No.	List Price Per Ea.
1/4	4GLX-2MPXBULK	1/8-27	1/2	—	2.01	51.1	.98	24.9	.10	200 ea.	200 ea.	7107-0010	\$7.40
1/4	4GLX-4MPXBULK	1/4-18	9/16	—	2.17	55.1	1.14	29.0	.12	200 ea.	X	7107-0011	6.60
3/8	6GLX-4MPXBULK	1/4-18	11/16	—	2.32	58.9	1.22	31.0	.14	150 ea.	150 ea.	7107-0013	8.42
3/8	6GLX-6MPXBULK	3/8-18	11/16	—	2.32	58.9	1.22	31.0	.16	150 ea.	X	7107-0014	7.47
1/2	8GLX-12MPXBULK	3/4-14	13/16	—	3.46	87.8	1.45	36.9	.15	60 ea.	60 ea.	7107-0078	13.49
1/2	8GLX-6MPXBULK	3/8-18	13/16	—	2.72	69.1	1.24	31.5	.24	100 ea.	100 ea.	7107-0016	13.62
1/2	8GLX-8MPXBULK	1/2-14	7/8	—	2.78	70.6	1.40	35.6	.29	100 ea.	X	7107-0017	8.40
5/8	10GLX-8MPXBULK	1/2-14	15/16	—	2.40	61.0	1.55	39.3	.22	100 ea.	X	7107-0019	9.47
3/4	12GLX-8MPXBULK	1/2-14	1 1/16	—	3.46	87.9	1.46	37.1	.45	75 ea.	75 ea.	7107-0021	17.43
3/4	12GLX-12MPXBULK	3/4-14	1 1/16	—	3.46	87.9	1.46	37.1	.49	75 ea.	X	7107-0022	14.78
1	16GLX-16MPXBULK	1-11 1/2	1 3/8	—	4.11	104.4	1.88	47.8	.80	25 ea.	X	7107-0025	28.67
1 1/4	20GLX-20MPXBULK	1 1/4-11 1/2	1 3/4	—	4.41	112.0	2.09	53.0	1.20	20 ea.	X	7107-0026	59.07

ACID-CHEMICAL

AIR AND MULTI-PURPOSE

FOOD AND BEVERAGE

MARINE

MATERIAL HANDLING

MINING

OILFIELD

PETROLEUM TRANSFER

PRESSURE WASHER

STEAM

WATER

CLAMPS

COUPLINGS AND FERRULES

HOSE FINDER

CHEMICAL RESISTANCE TABLE







ACID-CHEMICAL
AIR AND MULTI-PURPOSE
FOOD AND BEVERAGE
MARINE
MATERIAL HANDLING
MINING
OILFIELD
PETROLEUM TRANSFER
PRESSURE WASHER
STEAM
WATER
CLAMPS
COUPLINGS AND FERRULES
HOSE FINDER
CHEMICAL RESISTANCE TABLE



Couplings and Ferrules

GLX® - MS 45° SAE Male Solid

Standard Pack

Size (In.)	Description	Thread (In.)	Stem Hex (In.)	Nut Hex (In.)	Overall Length (In.) (mm)		Cut Off Length (In.) (mm)		Weight Per Ea. (Lbs.)	Standard Pack	Stock (X) or Minimum Order Qty.	Gates Item No.	List Price Per Ea.
1/4	4GLX-4MS	7/16-20	1/2	—	2.11	53.6	1.08	27.4	.09	1 ea.	50 ea.	7107-00525	\$11.30
3/8	6GLX-6MS	5/8-18	5/8	—	2.38	60.5	1.28	32.5	.16	1 ea.	50 ea.	7107-00535	13.82
1/2	8GLX-8MS	3/4-16	13/16	—	2.89	73.4	1.42	36.1	.27	1 ea.	50 ea.	7107-00545	15.60
3/4	12GLX-12MS	1 1/16-14	1 1/16	—	3.78	96.0	1.77	45.0	.54	1 ea.	50 ea.	7107-00555	38.60

Bulk Pack

Size (In.)	Description	Thread (In.)	Stem Hex (In.)	Nut Hex (In.)	Overall Length (In.) (mm)		Cut Off Length (In.) (mm)		Weight Per Ea. (Lbs.)	Standard Pack	Stock (X) or Minimum Order Qty.	Gates Item No.	List Price Per Ea.
1/4	4GLX-4MSXBULK	7/16-20	1/2	—	2.11	53.6	1.08	27.4	.10	1 ea.	50 ea.	7107-0052	\$10.28
3/8	6GLX-6MSXBULK	5/8-18	5/8	—	2.38	60.5	1.28	32.5	.15	1 ea.	50 ea.	7107-0053	12.56
1/2	8GLX-8MSXBULK	3/4-16	13/16	—	2.89	73.4	1.42	36.1	.25	1 ea.	50 ea.	7107-0054	14.18
3/4	12GLX-12MSXBULK	1 1/16-14	1 1/16	—	3.78	96.0	1.77	45.0	.51	1 ea.	50 ea.	7107-0055	35.09



Couplings and Ferrules

GLX® - FSX 45° SAE Female Swivel

Standard Pack

Size (In.)	Description	Thread (In.)	Stem Hex (In.)	Nut Hex (In.)	Overall Length (In.) (mm)		Cut Off Length (In.) (mm)		Weight Per Ea. (Lbs.)	Standard Pack	Stock (X) or Minimum Order Qty.	Gates Item No.	List Price Per Ea.
1/4	4GLX-4FSX	7/16-20	1/2	—	2.24	56.9	1.22	31.0	.10	200 ea.	200 ea.	7107-00485	\$12.32
3/8	6GLX-6FSX	5/8-18	5/8	—	2.44	62.0	1.35	34.3	.15	150 ea.	150 ea.	7107-00495	10.82
1/2	8GLX-8FSX	3/4-16	13/16	—	2.82	71.6	1.34	34.0	.24	100 ea.	100 ea.	7107-00505	13.80
3/4	12GLX-12FSX	1 1/16-14	1 1/16	—	3.68	93.5	1.67	42.4	.51	75 ea.	75 ea.	7107-00515	23.03

Bulk Pack

Size (In.)	Description	Thread (In.)	Stem Hex (In.)	Nut Hex (In.)	Overall Length (In.) (mm)		Cut Off Length (In.) (mm)		Weight Per Ea. (Lbs.)	Standard Pack	Stock (X) or Minimum Order Qty.	Gates Item No.	List Price Per Ea.
1/4	4GLX-4FSX XBULK	7/16-20	1/2	—	2.24	56.9	1.22	31.0	.10	1 ea.	50 ea.	7107-0048	\$11.21
3/8	6GLX-6FSX XBULK	5/8-18	5/8	—	2.44	62.0	1.35	34.3	.15	1 ea.	50 ea.	7107-0049	9.84
1/2	8GLX-8FSX XBULK	3/4-16	13/16	—	2.82	71.6	1.34	34.0	.24	1 ea.	50 ea.	7107-0050	12.56
3/4	12GLX-12FSX XBULK	1 1/16-14	1 1/16	—	3.68	93.5	1.67	42.4	.51	1 ea.	50 ea.	7107-0051	20.94





## Couplings and Ferrules

# GLX® - MPX Male NPTF Swivel

### Standard Pack

Size (In.)	Description	Thread (In.)	Stem Hex (In.)	Nut Hex (In.)	Overall Length		Cut Off Length		Weight Per Ea. (Lbs.)	Standard Pack	Stock (X) or Minimum Order Qty.	Gates Item No.	List Price Per Ea.
					(In.)	(mm)	(In.)	(mm)					
1/4	4GLX-4MPX	1/4-18	1/2	11/16	2.61	66.3	1.58	40.1	.15	1 ea.	50 ea.	7107-00565	\$14.90
3/8	6GLX-6MPX	3/8-18	5/8	7/8	2.81	71.4	1.72	43.7	.25	1 ea.	50 ea.	7107-00575	16.29
1/2	8GLX-8MPX	1/2-14	13/16	1	3.42	86.9	1.95	49.5	.36	1 ea.	50 ea.	7107-00585	19.53
3/4	12GLX-12MPX	3/4-14	1 1/16	1 5/16	4.02	102.0	2.01	51.1	.60	1 ea.	50 ea.	7107-00595	34.13
1	16GLX-16MPX	1-11 1/2	1 3/8	1 5/8	4.73	120.1	2.50	63.5	.98	1 ea.	50 ea.	7107-00605	51.95
1 1/4	20GLX-20MPX	1 1/4-11 1/2	1 7/8	2	5.30	134.6	2.98	75.7	1.83	1 ea.	50 ea.	7107-00615	90.09

### Bulk Pack

Size (In.)	Description	Thread (In.)	Stem Hex (In.)	Nut Hex (In.)	Overall Length		Cut Off Length		Weight Per Ea. (Lbs.)	Standard Pack	Stock (X) or Minimum Order Qty.	Gates Item No.	List Price Per Ea.
					(In.)	(mm)	(In.)	(mm)					
1/4	4GLX-4MPX XBULK	1/4-18	1/2	11/16	2.61	66.3	1.58	40.1	.14	200 ea.	200 ea.	7107-0056	\$13.53
3/8	6GLX-6MPX XBULK	3/8-18	5/8	7/8	2.81	71.4	1.72	43.7	.23	150 ea.	150 ea.	7107-0057	14.81
1/2	8GLX-8MPX XBULK	1/2-14	13/16	1	3.42	86.9	1.95	49.5	.36	100 ea.	100 ea.	7107-0058	17.75
3/4	12GLX-12MPX XBULK	3/4-14	1 1/16	1 5/16	4.02	102.0	2.01	51.1	.97	75 ea.	75 ea.	7107-0059	31.02
1	16GLX-16MPX XBULK	1-11 1/2	1 3/8	1 5/8	4.73	120.1	2.50	63.5	.95	25 ea.	25 ea.	7107-0060	47.22
1 1/4	20GLX-20MPX XBULK	1 1/4-11 1/2	1 7/8	2	5.30	134.6	2.98	75.7	1.78	20 ea.	20 ea.	7107-0061	81.90



## Couplings and Ferrules

# GLX® - FP Female NPTF Solid

### Standard Pack

Size (In.)	Description	Thread (In.)	Stem Hex (In.)	Nut Hex (In.)	Overall Length		Cut Off Length		Weight Per Ea. (Lbs.)	Standard Pack	Stock (X) or Minimum Order Qty.	Gates Item No.	List Price Per Ea.
					(In.)	(mm)	(In.)	(mm)					
1/4	4GLX-4FP	1/4-18	11/16	—	1.99	50.5	.96	24.4	.11	1 ea.	50 ea.	7107-00415	\$13.08
3/8	6GLX-4FP	1/4-18	11/16	—	2.07	52.6	.97	24.6	.15	1 ea.	50 ea.	7107-00425	19.40
3/8	6GLX-6FP	3/8-18	13/16	—	2.07	52.6	.97	24.6	.18	1 ea.	50 ea.	7107-00435	11.16
1/2	8GLX-6FP	3/8-18	13/16	—	2.48	63.0	1.00	25.4	.25	1 ea.	50 ea.	7107-00445	20.43
1/2	8GLX-8FP	1/2-14	1	—	2.64	67.1	1.16	29.5	.28	1 ea.	50 ea.	7107-00455	15.45
3/4	12GLX-12FL	3/4-14	1 1/4	—	3.23	82.0	1.22	31.0	.48	1 ea.	50 ea.	7107-00465	21.90
1	16GLX-16FP	1-11 1/2	1 1/2	—	3.86	98.0	1.62	41.1	.76	1 ea.	50 ea.	7107-00475	42.47

### Bulk Pack

Size (In.)	Description	Thread (In.)	Stem Hex (In.)	Nut Hex (In.)	Overall Length		Cut Off Length		Weight Per Ea. (Lbs.)	Standard Pack	Stock (X) or Minimum Order Qty.	Gates Item No.	List Price Per Ea.
					(In.)	(mm)	(In.)	(mm)					
1/4	4GLX-4FPXBULK	1/4-18	11/16	—	1.99	50.5	.96	24.4	.11	200 ea.	200 ea.	7107-0041	\$11.88
3/8	6FLX-4FPXBULK	1/4-18	11/16	—	2.07	52.6	.97	24.6	.16	150 ea.	150 ea.	7107-0042	17.63
3/8	6GLX-6FPXBULK	3/8-18	13/16	—	2.07	52.6	.97	24.6	.14	150 ea.	150 ea.	7107-0043	10.14
1/2	8GLX-6FPXBULK	3/8-18	13/16	—	2.48	63.0	1.00	25.4	.24	100 ea.	100 ea.	7107-0044	19.26
1/2	8GLX-8FPXBULK	1/2-14	1	—	2.64	67.1	1.16	29.5	.26	100 ea.	100 ea.	7107-0045	14.04
3/4	12GLX-12FPXBULK	3/4-14	1 1/4	—	3.23	82.0	1.22	31.0	.45	75 ea.	75 ea.	7107-0046	19.91
1	16GLX-16FPXBULK	1-11 1/2	1 1/2	—	3.86	98.0	1.62	41.1	.73	25 ea.	25 ea.	7107-0047	38.61



ACID-CHEMICAL

AIR AND MULTI-PURPOSE

FOOD AND BEVERAGE

MARINE

MATERIAL HANDLING

MINING

OILFIELD

PETROLEUM TRANSFER

PRESSURE WASHER

STEAM

WATER

CLAMPS

COUPLINGS AND FERRULES

HOSE FINDER

CHEMICAL RESISTANCE TABLE



ACID-CHEMICAL
AIR AND MULTI-PURPOSE
FOOD AND BEVERAGE
MARINE
MATERIAL HANDLING
MINING
OILFIELD
PETROLEUM TRANSFER
PRESSURE WASHER
STEAM
WATER
CLAMPS
COUPLINGS AND FERRULES
HOSE FINDER
CHEMICAL RESISTANCE TABLE



Couplings and Ferrules

GLX® - FPX Female NPSM Swivel

Standard Pack

Size (In.)	Description	Thread (In.)	Stem Hex (In.)	Nut Hex (In.)	Overall Length (In.)	Overall Length (mm)	Cut Off Length (In.)	Cut Off Length (mm)	Weight Per Ea. (Lbs.)	Standard Pack	Stock (X) or Minimum Order Qty.	Gates Item No.	List Price Per Ea.
1/4	4GLX-4FPX	1/4-18	1/2	11/16	2.24	56.9	1.22	31.0	.12	1 ea.	50 ea.	7107-00345	\$16.05
3/8	6GLX-4FPX	1/4-18	5/8	11/16	2.40	61.0	1.30	33.0	.16	1 ea.	50 ea.	7107-00355	18.53
3/8	6GLX-6FPX	3/8-18	5/8	7/8	2.49	63.2	1.39	35.3	.22	1 ea.	50 ea.	7107-00365	22.17
1/2	8GLX-6FPX	3/8-18	13/16	7/8	2.85	72.4	1.38	35.1	.30	1 ea.	50 ea.	7107-00375	24.18
1/2	8GLX-8FPX	1/2-14	13/16	1	2.89	73.4	1.41	35.8	.32	1 ea.	50 ea.	7107-00385	24.26
3/4	12GLX-12FPX	3/4-14	1 1/16	1 1/4	3.72	94.5	1.71	43.4	.57	1 ea.	50 ea.	7107-00395	30.36
1	16GLX-16FPX	1-11 1/2	1 3/8	1 1/2	4.11	104.4	1.87	47.5	.98	1 ea.	50 ea.	7107-00405	44.42

Bulk Pack

Size (In.)	Description	Thread (In.)	Stem Hex (In.)	Nut Hex (In.)	Overall Length (In.)	Overall Length (mm)	Cut Off Length (In.)	Cut Off Length (mm)	Weight Per Ea. (Lbs.)	Standard Pack	Stock (X) or Minimum Order Qty.	Gates Item No.	List Price Per Ea.
1/4	4GLX-4FPX XBULK	1/4-18	1/2	11/16	2.24	56.9	1.22	31.0	.12	200 ea.	200 ea.	7107-0034	\$14.58
3/8	6GLX-4FPX XBULK	1/4-18	5/8	11/16	2.40	61.0	1.30	33.0	.16	150 ea.	150 ea.	7107-0035	16.85
3/8	6GLX-6FPX XBULK	3/8-18	5/8	7/8	2.49	63.2	1.39	35.3	.20	150 ea.	150 ea.	7107-0036	20.15
1/2	8GLX-6FPX XBULK	3/8-18	13/16	7/8	2.85	72.4	1.38	35.1	.30	100 ea.	100 ea.	7107-0037	21.98
1/2	8GLX-8FPX XBULK	1/2-14	13/16	1	2.89	73.4	1.41	35.8	.30	100 ea.	100 ea.	7107-0038	22.05
3/4	12GLX-12FPX XBULK	3/4-14	1 1/16	1 1/4	3.72	94.5	1.71	43.4	.54	75 ea.	75 ea.	7107-0039	27.60
1	16GLX-16FPX XBULK	1-11 1/2	1 3/8	1 1/2	4.11	104.4	1.87	47.5	.78	25 ea.	25 ea.	7107-0040	40.38



Couplings and Ferrules

GLX® - Female JIC 37° Flare Swivel

Standard Pack

Size (In.)	Description	Thread (In.)	Stem Hex (In.)	Nut Hex (In.)	Overall Length (In.)	Overall Length (mm)	Cut Off Length (In.)	Cut Off Length (mm)	Weight Per Ea. (Lbs.)	Standard Pack	Stock (X) or Minimum Order Qty.	Gates Item No.	List Price Per Ea.
1/4	4GLX-4FJX	7/16-20	1/2	9/16	2.10	53.3	1.08	27.4	.11	1 ea.	X	7107-00275	\$8.48
3/8	6GLX-6FJX	9/16-18	5/8	3/4	2.31	58.7	1.19	30.2	.17	1 ea.	X	7107-00285	9.75
3/8	8GLX-8FJX	3/4-16	13/16	7/8	2.82	71.6	1.34	34.0	.30	1 ea.	X	7107-00295	11.93
5/8	10GLX-10FJX	7/8-14	—	1 1/16	2.27	57.7	1.42	36.0	.24	1 ea.	X	7107-00305	13.46
3/4	12GLX-12FJX	1 1/16-12	1 1/16	1 1/4	3.68	93.5	1.67	42.4	.50	1 ea.	X	7107-00315	20.36
1	16GLX-16FJX	1 5/16-12	1 3/8	1 1/2	4.17	105.9	1.94	49.3	1.08	1 ea.	X	7107-00325	37.73
1 1/4	20GLX20FJX	1 5/8-12	1 3/4	2	4.58	116.4	2.26	57.4	.17	1 ea.	X	7107-00335	83.21

Bulk Pack

Size (In.)	Description	Thread (In.)	Stem Hex (In.)	Nut Hex (In.)	Overall Length (In.)	Overall Length (mm)	Cut Off Length (In.)	Cut Off Length (mm)	Weight Per Ea. (Lbs.)	Standard Pack	Stock (X) or Minimum Order Qty.	Gates Item No.	List Price Per Ea.
1/4	4GLX-4FJX XBULK	7/16-20	1/2	9/16	2.10	53.3	1.08	27.4	.10	200 ea.	X	7107-0027	\$7.71
3/8	6GLX-6FJX XBULK	9/16-18	5/8	3/4	2.31	58.7	1.19	30.2	.15	150 ea.	X	7107-0028	8.87
1/2	8GLX-8FJX XBULK	3/4-16	13/16	7/8	2.82	71.6	1.34	34.0	.34	100 ea.	X	7107-0029	11.45
5/8	10GLX-10FJX XBULK	7/8-14	—	1 1/16	2.27	57.7	1.42	36.0	.24	100 ea.	X	7107-0030	12.23
3/4	12GLX-12FJX XBULK	1 1/16-12	1 1/16	1 1/4	3.68	93.5	1.67	42.4	.55	75 ea.	X	7107-0031	18.51
1	16GLX-16FJX XBULK	1 5/16-12	1 3/8	1 1/2	4.17	105.9	1.94	49.3	1.08	25 ea.	X	7107-0032	34.29
1 1/4	20GLX-20FJX XBULK	1 5/8-12	1 3/4	2	4.58	116.4	2.26	57.4	1.40	20 ea.	X	7107-0033	75.65





## Couplings and Ferrules

# GSH™ - GSH with Integral 2" Fig. 1502 Hammer Unions

### 2" Figure 1502 Female Sub with Seal

Size (In.)	Description	Thread (In.)	Stem Hex (In.)	Nut Hex (In.)	Overall Length (In.) (mm)		Cut Off Length (In.) (mm)		Weight Per Ea. (Lbs.)	Standard Pack	Stock (X) or Minimum Order Qty.	Gates Item No.	List Price Per Ea.
1 1/2	24GSH-32FHU	—	—	—	2.52	64.0	6.26	159.0	5.49	1 ea.	X	7341-02675	\$318.65
2	32GSH-32FHU	—	—	—	2.64	67.1	7.13	181.1	7.45	1 ea.	X	7341-15695	350.72

### 2" Figure 1502 Male Sub with Nut

Size (In.)	Description	Thread (In.)	Stem Hex (In.)	Nut Hex (In.)	Overall Length (In.) (mm)		Cut Off Length (In.) (mm)		Weight Per Ea. (Lbs.)	Standard Pack	Stock (X) or Minimum Order Qty.	Gates Item No.	List Price Per Ea.
1 1/2	24-GSH-32MHUWN	—	—	—	6.64	168.7	2.90	73.7	16.43	1 ea.	X	7341-02695	\$485.33
2	32GSH-32MHUWN	—	—	—	7.25	184.2	2.76	70.1	17.75	1 ea.	X	7341-15715	502.34

### 2" Figure 1502 Male Sub without Nut


Size (In.)	Description	Thread (In.)	Stem Hex (In.)	Nut Hex (In.)	Overall Length (In.) (mm)		Cut Off Length (In.) (mm)		Weight Per Ea. (Lbs.)	Standard Pack	Stock (X) or Minimum Order Qty.	Gates Item No.	List Price Per Ea.
1 1/2	24GSH-32MHU	—	—	—	6.64	168.7	2.90	73.7	2.75	1 ea.	X	7341-02685	\$228.62
2	32GSH-32MHU	—	—	—	7.25	184.2	2.76	70.1	7.64	1 ea.	X	7341-15705	284.84

### 2" Figure 1502 Rubber Lip Seal and Wing Nut

Size (In.)	Description	Thread (In.)	Stem Hex (In.)	Nut Hex (In.)	Overall Length (In.) (mm)		Cut Off Length (In.) (mm)		Weight Per Ea. (Lbs.)	Standard Pack	Stock (X) or Minimum Order Qty.	Gates Item No.	List Price Per Ea.
2	-32 SR	—	—	—	—	—	—	—	.05	1 ea.	X	7253-01905	\$62.46
2	-32 WN	—	—	—	—	—	—	—	9.20	1 ea.	X	7253-01915	259.53

### GSH™ Butt Weld

Size (In.)	Description	Thread (In.)	Stem Hex (In.)	Nut Hex (In.)	Overall Length (In.) (mm)		Cut Off Length (In.) (mm)		Weight Per Ea. (Lbs.)	Standard Pack	Stock (X) or Minimum Order Qty.	Gates Item No.	List Price Per Ea.
2	32GSH-32XXSBW	—	—	—	6.68	169.7	2.19	55.6	5.14	1 ea.	X	7341-15775	\$300.84
2	32GSH-40S160BW	—	—	—	6.65	168.9	2.16	54.9	5.51	1 ea.	X	7341-15785	588.05
2	32GSH-32S160BW	—	—	—	6.68	169.7	2.19	55.6	5.16	1 ea.	X	7341-15795	566.58
2	32GSH-48XXSBWXBULK	—	—	—	6.61	167.9	2.13	54.1	5.82	1 ea.	X	7341-15805	475.19



## Couplings and Ferrules

# Stainless Steel Ferrules

Hose I.D. (In.)	⊖ (mm)	Description	Ferrule I.D. (In.) (mm)		Wt. Per Ea. (Lbs.) (Kg)		Standard Pack	Stock (X) or Minimum Order Qty.	Gates Item No.	List Price Per Ea.
1/4	6.4	4B1F-3SS XBULK	.61	15.5	.07	.03	1 ea.	X	7362-5181	\$80.10
3/8	9.5	6B1F-3SS XBULK	.78	19.8	.08	.04	1 ea.	X	7362-5182	83.52
1/2	12.7	8B1F-2SS XBULK	.98	24.9	.15	.07	1 ea.	X	7362-5183	92.16
3/4	19.1	12B1F-2SS XBULK	1.22	30.9	.29	.13	1 ea.	X	7362-5156	118.72
1	25.4	16B1F-2SS XBULK	1.57	39.9	.40	.18	1 ea.	X	7362-5188	153.19



ACID-  
CHEMICAL

AIR AND  
MULTI-  
PURPOSE

FOOD AND  
BEVERAGE

MARINE

MATERIAL  
HANDLING

MINING

OILFIELD

PETROLEUM  
TRANSFER

PRESSURE  
WASHER

STEAM

WATER

CLAMPS

COUPLINGS  
AND  
FERRULES

HOSE FINDER

CHEMICAL  
RESISTANCE  
TABLE



# HOSE COUPLINGS

ACID-CHEMICAL

AIR AND MULTI-PURPOSE

## 71 Swaged-On Permanent Coupling Nipples & Ferrules Malleable Iron-150 Lb., Also Fits 125 Lb. Standard Drilling Each End.

Size (In.)	Weight Per Each (Lbs.)	Gates Item No.
2	8.00	7327
2-1/2	12.00	7327
3	16.00	7327

Note: Nipples and Ferrules are not available in 4" and 6".

**NOTE: Available in coupled assemblies only, not sold separately.**

MARINE

MATERIAL HANDLING

## Wildman Type A Reusable Coupling (For Powerbraid® Plus)

MINING

Size (In.)	Gates Item No.
2	7310-0001
2-1/2	7310-0003
3	7310-0005

**NOTE: Available in coupled assemblies only, not sold separately.**

PETROLEUM TRANSFER

## LP350 Ferrules

PRESSURE WASHER

Size (In.)	Description	Gates Item No.	Stock (X) or Minimum Order Qty.
3/4	12PCBHB1F	7266-0735	150 EA (X)
3/4	12PCBHB1F	7266-0735-5	1 EA (X)
1-1/2	24PCBHB1F	7266-0734	20 EA (X)
1-1/2	24PCBHB1F	7266-0734-5	1 EA (X)
2	32PCBHB1F	7266-0733	12 EA (X)
2	32PCBHB1F	7266-0733-5	1 EA (X)

**NOTE: These ferrules are to be used with LP350 hose only.**

STEAM

WATER

CLAMPS

COUPLINGS AND FERRULES

HOSE FINDER

CHEMICAL RESISTANCE TABLE



## HOW TO USE THE COUPLING SECTION

**NOTE:** Because the hose/coupling interface is critical to hose assembly performance, always follow the specific instructions of hose and coupling manufacturers regarding the match of hose/fittings and assembly procedures. Trained personnel using proper tools and procedures should make hose assemblies. Failure to follow hose and couplings manufacturers' instructions or failure to use trained personnel might be dangerous and could result in damage to property and serious bodily injury.

Couplings are designated by Numbers, and are described as to construction and source. Adapters and fittings are available for special applications. Each coupling has a pressure rating of Low, Medium or High. These terms have a general meaning as follows:

**Low Pressure..... 100 psi maximum**  
**Medium Pressure..... 315 psi maximum**  
**High Pressure..... 800 psi maximum**

Coupling ratings apply only where the recommended clamps, bands, crimp sleeves or ferrules are used.

The proper clamp size should be selected carefully, since many clamps will fit only one hose size or a narrow range of sizes. For certain critical fluids, specific couplings are used, as follows:

### Critical Applications

1. Use only the couplings recommended in this catalog for conveying:

**Steam**  
**LP Gas**  
**Corrosive Chemicals**  
**Petroleum Products**

2. For conveying flammable fluids, use couplings made of nonsparking materials, such as brass or aluminum.
3. For ground fueling of aircraft, use certified coupled assemblies only.

**When you have selected a hose from the Hose Section, you will have found one or more coupling recommendations for that hose. The following procedure will help you make the final selection:**

- A. If more than one coupling is recommended, make a final selection for type of coupling on basis of cost, sizes available, thread type available and application.
- B. Determine how the coupling is to be fastened to the hose – crimp sleeve, ferrule, band or clamp.

ACID-CHEMICAL
AIR AND MULTI-PURPOSE
FOOD AND BEVERAGE
MARINE
MATERIAL HANDLING
MINING
OILFIELD
PETROLEUM TRANSFER
PRESSURE WASHER
STEAM
WATER
CLAMPS
<b>COUPLINGS AND FERRULES</b>
HOSE FINDER
CHEMICAL RESISTANCE TABLE





## COUPLING INSTALLATION

Before making any hose assembly, check these general instructions and precautions:

1. **Square Ends**—Before attaching a coupling to the hose, make sure the end is cut square. This will help prevent leakage of the coupling.
2. **Proper Fit of Ferrules and Clamps**—**This is important.** Make sure you are using the correct sizes for the hose being coupled. Never buff the cover, except when specified for certain hydraulic hose couplings, and you should not enlarge the hose tube in any way to make the coupling insert fit. Occasionally, a nipple pusher tool will be helpful in pushing the insert into the hose.
3. **Installation Lubricants**—Use of lubricants on coupling inserts and ferrules will simplify coupling installation and reduce possibility of damage to the hose. Some lubricants to use are water, soap solution or Lactol. Or, you can use a solution of glycerin and alcohol made up of one (1) part glycerin and 15 parts wood alcohol by volume.
4. **Appearance of the Hose Assembly**—A properly installed coupling significantly improves customer acceptance of the product. It also provides added assurance of satisfactory service and safety of assembly.
5. **Seal the Ends**—Where the hose is intended for use in petroleum transfer applications and hose ends will be exposed after couplings are attached, apply a sufficient amount of quality Neoprene cement or shellac to seal the ends.
6. **Critical Applications.**
  - (a) Use only the couplings recommended in this Hose Coupling Section for conveying:
    - Steam
    - LP Gas
    - Corrosive Chemicals
    - Petroleum Products
    - Edible Products
  - (b) For conveying flammable fluids, use couplings made of nonsparking materials; i.e., brass or aluminum.
  - (c) For aircraft ground fueling hose, use factory coupled assemblies only.

**NOTE: Refer to NAHAD Industrial Hose Assembly Guidelines for installation information and additional general information.**

ACID-CHEMICAL
AIR AND MULTI-PURPOSE
FOOD AND BEVERAGE
MARINE
MATERIAL HANDLING
MINING
OILFIELD
PETROLEUM TRANSFER
PRESSURE WASHER
STEAM
WATER
CLAMPS
COUPLINGS AND FERRULES
HOSE FINDER
CHEMICAL RESISTANCE TABLE





# PIPE THREAD USAGE

There are several terms or abbreviations which have come into common use for denoting pipe threads. Some of these are:

Iron Pipe Threads

IPT

Tapered IPT

Straight IPT

IP—S

IP—T

NPT

These may be satisfactory for general reference, but since there are several types of pipe thread, it is best to use the notations as given by a recognized standard (ANSI B2.1). The types in this standard which are used with industrial hose couplings are listed later in this section.

Compatibility of threads and method of sealing determine which type of thread is to be used.

An NPT male and female form a pressure-tight joint, and usually some type of sealing compound is placed on the threads. NPTF threads are similar in that the seal is made by tight fit between the threads. However the fit is close enough that a sealing compound is not needed.

NPSM threads are used for either male or female fittings, but the seal is formed by compressing a packing or by metal contact between chamfers on the male and female. Size range is from 1/4" through 6" nominal pipe I.D.

NPSH threads are similar to NPSM threads but are used mostly for fire hose or special couplings. Size range is from 1/2" through 2" nominal pipe I.D. The seal is made by compressing packing. GHT, garden hose threads, are a form of NPSH threads used on water hose. There is only one basic size of thread, 3/4 - 1 1/2. It is not compatible with 3/4-14NPT, NPSH or NPSM threads.

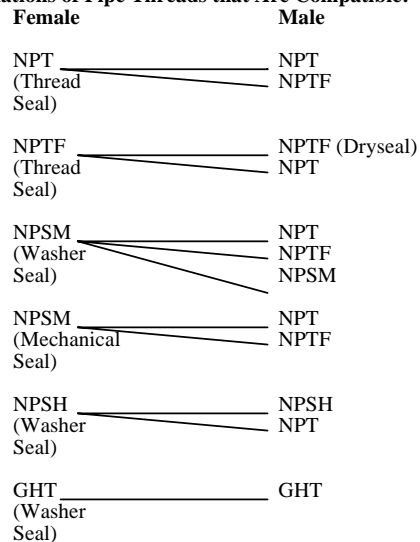
Couplings which come in sets usually have a female with NPSM threads and washer; and a male with NPT or NPSM threads.

Long shank couplings and pin lug couplings are examples where the male has NPSM threads. Reusable petroleum couplings are examples of sets in which the male has NPT threads.

Standard brass inserts have NPTF males and solid females and NPSM swivel females. The seal is made by contact of chamfers or tight fit of threads.

Couplings for hydraulic hose have threads which may conform to the above descriptions. In addition, there are many other types peculiar to the hydraulic field. For a complete description of threads, identification, sizes, methods of sealing and other related data, see Hydraulic Hose Catalog #35093.

### Combinations of Pipe Threads that Are Compatible:

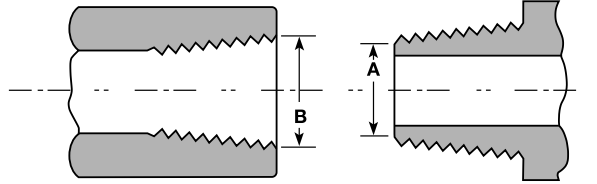


ACID-CHEMICAL
AIR AND MULTI-PURPOSE
FOOD AND BEVERAGE
MARINE
MATERIAL HANDLING
MINING
OILFIELD
PETROLEUM TRANSFER
PRESSURE WASHER
STEAM
WATER
CLAMPS
COUPLINGS AND FERRULES
HOSE FINDER
CHEMICAL RESISTANCE TABLE



### PIPE THREAD USAGE

(Continued)



**Chart No. 1**

American Standard Pipe Threads (ANSI B2.1)

Nominal Pipe Size (In.)	Pipe O.D. (In.)	Threads Per Inch	NPT & NPTF	NPT	NPSM**	
			*Ext. Thrd. Pitch (A) Diameter	*Int. Thrd. Pitch (B) Diameter	Ext. Thrd. Max. Major Diameter	Int. Thrd. Min. Minor Diameter
1/8	.405	27	0.36351	0.37476	0.409	0.362
1/4	.504	18	0.47739	0.48989	0.541	0.470
3/8	.675	18	0.61201	0.62701	0.678	0.607
1/2	.840	14	0.75843	0.77843	0.844	0.753
3/4	1.050	14	0.96768	0.98887	1.054	0.964
1	1.315	11-1/2	1.21363	1.23863	1.318	1.208
1-1/4	1.660	11-1/2	1.55713	1.58338	1.663	1.553
1-1/2	1.900	11-1/2	1.79609	1.82234	1.902	1.792
2	2.375	11-1/2	2.26902	2.29627	2.376	2.265
2-1/2	2.875	8	2.71593	2.76216	2.877	2.718
3	3.500	8	3.34062	3.38850	3.503	3.344
3-1/2	4.000	8	3.83750	3.88881	4.003	3.845
4	4.500	8	4.33438	4.38712	4.502	4.343
5	5.563	8	5.39073	5.44929	5.564	5.405
6	6.625	8	6.44609	6.50597	6.620	6.462

\* Dimensions A & B shown on the sketch above

\*\* Loose Fitting

**Chart No. 2**

American Standard Straight Pipe Threads for Hose Couplings and Nipples

Nominal Size (Hose I.D.) (In.)	Threads Per In.	Pitch	Depth of Thread	Major Diam. Min.
				Major Diam. Min.
1/2, 5/8, 3/4	11-1/2	Coupling 0.08696 Nipple 0.08696	0.05648	1.0725
				Max. 1.0625
<b>Female</b>				<b>Major Diam. Min.</b>
1/2	14	0.07143	0.04639	0.8323
3/4	14	0.07143	0.04639	1.0428
1	11-1/2	0.08696	0.05648	1.3051
1-1/4	11-1/2	0.08696	0.05648	1.6499
1-1/2	11-1/2	0.08696	0.05648	1.8888
2	11-1/2	0.08696	0.05648	2.3628
<b>Male</b>				<b>Major Diam. Max.</b>
1/2	14	0.07143	0.04639	0.8248
3/4	14	0.07143	0.04639	1.0353
1	11-1/2	0.08696	0.05648	1.2951
1-1/4	11-1/2	0.08696	0.05648	1.6399
1-1/2	11-1/2	0.08696	0.05648	1.8788
2	11-1/2	0.08696	0.05648	2.3528

# COUPLINGS FOR GATES HOSE

## 1 Long Shank



**Description:** Cast brass, serrated shank, set has hex male and hex swivel female couplings, with a washer seal. Threads are GHT or NPSM.

**Sources:** A P G  
Dixon Valve & Coupling Co.  
Seal-Fast, Inc.

## 2 Lightweight Water Hose



**Description:** Spun or wrought brass serrated shank, round swivel female and solid male, both GHT, washer seal.

**Sources:** American Coupling Co.  
L.R. Nelson Corp.

## 3 Cast Brass or Zinc Short Shank



**Description:** Cast brass, serrated shank, hex swivel female with washer, solid male, GHT threads, 3/4-11-1/2.

**Sources:** A P G  
J.C. Gadd Co.  
Seal-Fast, Inc.


## 4 Machined Brass Short Shank



**Description:** Machined brass, serrated shank. Each set has round swivel female and solid male, GHT, washer seal. Octagon nut male and female.

**Sources:** American Coupling Co.  
Anderson Fittings  
A P G  
Campbell Fittings, Inc.  
Lenz, Inc.


## 5 Brass Pin Lug



**Description:** Cast brass shank and swivel, shank is serrated. NPSM threads in female and male, with washer seal. Sizes under 3" have lugs on female only.

**Sources:** A P G  
Dixon Valve & Coupling Co.  
P-T Coupling Co.


## 6 Malleable Iron Pin Lug



**Description:** Malleable iron shank and swivel with serrated shank, cadmium plated. NPSM threads in male and female, washer seal. Pin lugs on female only.

**Sources:** A P G  
Dixon Valve & Coupling Co.  
P-T Coupling Co.  
Seal-Fast, Inc.

## 7 Combination Nipple

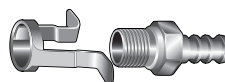


**Victaulic Nipple**

**Description:** Swaged steel with scored or serrated shank, NPT threads same nominal size as I.D. of hose. Special plastic materials available.

**Sources:** A P G  
Band-It-IDEX, Inc.  
Campbell Fittings, Inc.  
Dixon Valve & Coupling Co.  
Martin Brass Works, Inc.  
P-T Coupling Co.  
Seal-Fast, Inc.

## 8 Tri-Lokt



**Description:** Machined steel insert, male NPT threads only. Held in place with steel yoke and Band-It Jr. clamps. Insert is reusable — can be reinstalled with new yoke and clamps.

**Source:** Band-It-IDEX, Inc.


## 10 Single or Double Bolt Malleable Iron Clamp



**Description:** Cast malleable iron, cadmium plated.

**Source:** Dixon Valve & Coupling Co.

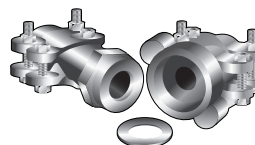
## 14 Interlocking, Ground Joint



**Description:** Malleable iron swivel. Inserts and spud may be either steel or malleable iron. All parts are cadmium plated. Male and female threads both NPT with same nominal size as hose I.D. Ground joint between spud and female insert. Available with 2- and 4-bolt clamps.

**Sources:** A P G  
Dixon Valve & Coupling Co.  
P-T Coupling Co.  
Seal-Fast, Inc.

## 15 Interlocking, Washer Joint



**Description:** Malleable iron swivel. Insert and spud may be either malleable iron or steel. All parts are cadmium plated. Female thread in spud is NPT with same nominal size as hose I.D. Washer joint between insert and spud. Available with 2- and 4-bolt clamps.

**Source:** Campbell Fittings, Inc.  
Dixon Valve & Coupling Co.  
P-T Coupling Co.


ACID-CHEMICAL
AIR AND MULTI-PURPOSE
FOOD AND BEVERAGE
MARINE
MATERIAL HANDLING
MINING
OILFIELD
PETROLEUM TRANSFER
PRESSURE WASHER
STEAM
WATER
CLAMPS
COUPLINGS AND FERRULES
HOSE FINDER
CHEMICAL RESISTANCE TABLE



## COUPLINGS FOR GATES HOSE - continued

ACID-CHEMICAL
AIR AND MULTI-PURPOSE
FOOD AND BEVERAGE
MARINE
MATERIAL HANDLING
MINING
OILFIELD
PETROLEUM TRANSFER
PRESSURE WASHER
STEAM
WATER
CLAMPS
COUPLINGS AND FERRULES
HOSE FINDER
CHEMICAL RESISTANCE TABLE


### 18 Universal Quick Acting



**Description:** Cast malleable iron with cadmium plate, cast bronze. Washer seal between two quick-acting heads. Several types of heads are available, but all have same-size attaching heads regardless of hose size. Fingers lock together with quarter-turn rotation.

**Sources:** A P G  
Campbell Fittings, Inc.  
Dixon Valve & Coupling Co.  
P-T Coupling Co.  
Seal-Fast, Inc.

### 19 Standard Air Hose



**Description:** Machined brass, with serrated shank, NPTF threads on hex solid male and on hex solid female, and NPSM threads on hex swivel female.

**Sources:** American Coupling Co.  
Anderson Fittings  
A P G  
Dixon Valve & Coupling Co.  
Lenz, Inc.  
National Coupling Co.  
Plews-Schrader

### 20 Ferrules



**Description:** All stock ferrules are plain drawn brass.

**Sources:** American Coupling Co.  
Anderson Fittings  
Dixon Valve & Coupling Co.  
Jagemann Stamping Co.  
Plews-Schrader  
Truex, Inc.  
Winzler Stamping Co.

### 21 Preformed Band Clamps



**Description:** A preformed ring clamp of rust-resistant carbon steel or Type 201 stainless steel. Also available in Type 316 stainless steel, and non-sparking silicon bronze.

**Sources:** Band-It  
Fast-Lok Hose Clamps  
Punch-Lok Co.


### 21 Band Rolls



**Description:** Available in 100-foot rolls, carbon steel or stainless steel. Buckles—100 per box

**Sources:** Band-It-IDEX, Inc.  
Fast-Lok Hose Clamps  
Punch-Lok Co.


### 23 Reusable Gasoline Pump



**Description:** Various materials; Two piece construction. Male NPT or IPT threads (also see coupling 47).

**Sources:** J.C. Gadd Co.  
P-T Coupling Co.  
Serv-All Die and Tool Co.

### 24 Permanent Gasoline Pump Hose



**Description:** Various materials; One piece construction. Male NPT or IPT threads.

**Sources:** J.C. Gadd Co.  
Serv-All Die and Tool Co.

### 26 Internal Expansion-Brass



**Description:** Body is forged brass. Ferrule is cold-drawn copper alloy. Male coupling has NPT threads, female swivel coupling has NPSH threads. All threads same nominal size as hose I.D. except 1-3/8" I.D. size which has 1-1/2 – 11-1/2 threads. On 1-1/2" and larger sizes, female has special tightening lugs.

**Sources:** Dixon Valve & Coupling Co.  
ProGrip Co.  
United Metal Industries, Inc.


### 26 Ferrules for Internal Expansion



**Sources:** Dixon Valve & Coupling Co.  
ProGrip Co.  
United Metal Industries, Inc.

## COUPLINGS FOR GATES HOSE - continued


### 27 Reusable Petroleum Hose (Compression Ring)



**Description:** Machined brass coupling body, cast brass sleeve, flat steel wire compression ring. Male NPT or female swivel with NPSM threads and washer seal. Threads are same nominal size as hose I.D.

**Sources:** United Metal Industries, Inc.


### 28 Barrel Pump



**Description:** Various materials with serrated shank. Threads are male NPT only.

**Sources:** J.C. Gadd Co.  
Serv-All Die and Tool Co.


### 34 Stainless Steel Nipples



**Description:** Type 316 stainless steel, with serrated shank, solid male NPT threads, hex swivel female, NPSM threads, washer seal. Threads same nominal size as hose I.D.

**Sources:** Dixon Valve & Coupling Co.  
Martin Brass Works, Inc.


### 35 Four-Finger Boss Clamp



**Description:** Plated iron, stainless steel and brass clamps in 2, 3 and 4 gripping finger configurations. Corresponding stems come in NPT or beveled ends. Available in 2-, 4- and 6-bolt clamps. Follow manufacturer's recommendations for bolt torque and tightening sequence procedures.

**Sources:** Dixon Valve & Coupling Co.


### 36 Sandblast



**Description:** Sand blast couplings are designed for use on sand blast hose. Couplings are supplied with screws.

**Sources:** A P G  
Campbell Fitting, Inc.  
Dixon Valve & Coupling Co.  
P-T Coupling Co.  
Seal-Fast, Inc.


### 47 Reusable Fuel Oil



**Description:** This coupling is similar to **23** except it has a brass finish, instead of chrome plating. Male NPTF threads, female NPSM threads, washer seal. Threads same nominal size as hose I.D., except as noted.

**Sources:** United Metal Industries, Inc.

### 48 Band-It Nipples



**Description:** Machined steel hex inserts, rust-resistant blued finish, serrated shank, male NPT threads.

**Source:** Band-It-IDEX, Inc.

ACID-  
CHEMICAL

AIR AND  
MULTI-  
PURPOSE

FOOD AND  
BEVERAGE

MARINE

MATERIAL  
HANDLING

MINING

OILFIELD

PETROLEUM  
TRANSFER

PRESSURE  
WASHER

STEAM

WATER

CLAMPS

COUPLINGS  
AND  
FERRULES

HOSE FINDER


CHEMICAL  
RESISTANCE  
TABLE



COUPLINGS FOR GATES HOSE - continued

ACID-CHEMICAL
AIR AND MULTI-PURPOSE
FOOD AND BEVERAGE
MARINE
MATERIAL HANDLING
MINING
OILFIELD
PETROLEUM TRANSFER
PRESSURE WASHER
STEAM
WATER
CLAMPS
COUPLINGS AND FERRULES
HOSE FINDER
CHEMICAL RESISTANCE TABLE

49 Quick-Connecting




**Description:** The basic parts of this coupling are a bronze female shank coupler and a male adapter, which have a washer seal but no threads. These two parts fit snugly together and are held in place by two cams on the female shank coupler which rotate against a groove in the male adapter. This allows the coupling to be connected or disconnected very quickly. Adapters and dust caps are available as shown below. Standard materials are bronze or aluminum.

**Sources:** A P G  
Campbell Fittings, Inc.  
Dixon Valve & Coupling Co.  
Ever-Tite Coupling  
OPW Engineered Systems  
P-T Coupling Co.  
Scully Signal Co.  
Seal-Fast, Inc.

**NOTE:** Part A and Part D have female NPT threads. Part B and Part F have male NPT threads. Above threads have same nominal size as hose I.D. The above couplers and adapters are used to convert threaded-end couplings to quick connect.

61 Center Punch



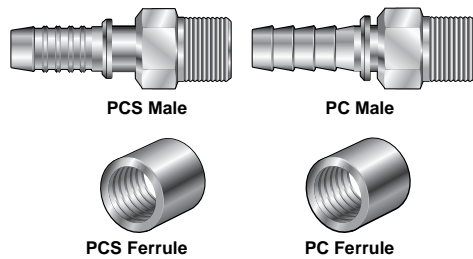
**Description:** Open-end band or preformed band of rust-resistant steel. Also available in stainless steel.  
**Sources:** Fast-Lok Hose Clamps  
Punch-Lok Co.

71 Permanent Swaged or Crimped



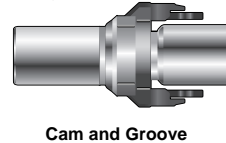
**Description:** API or NPT threads on connecting end of stem for easy flange attachment. Strong collar to anchor ferrule to stem. Electroplated steel. Also available in stainless steel, brass and other special metals.  
**Sources:** Campbell Fittings, Inc. (Max. 1500 psi)  
Dixon Valve & Coupling Co.  
George Myer Company, Inc.  
ProGrip Co. (Max. 500 psi)

72 Gates Power Crimp®




**Description:** API or NPT threads on connecting end of stem for easy flange attachment. Strong collar to anchor ferrule to stem. Electroplated steel. Also available in stainless steel.  
**Sources:** Gates Corp.

73 Permanent Swaged or Crimped



**Description:** NPT threads on connecting end of stem for easy flange attachment. Strong collar to anchor ferrule to stem. Electroplated steel. Also available in stainless steel, brass and other special metals.  
**Sources:** A P G  
Dixon Valve & Coupling Co.  
ProGrip Co.

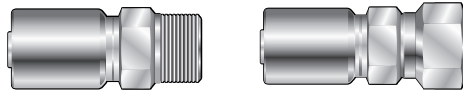
74 Gates MegaCrimp®



**Description:** NPT threads on connecting end of stem for easy flange attachment. Tuffcoat® plated steel. The "C" insert assures an even distribution of crimping forces to form a concentric seal.  
**Sources:** Gates Corp.

## COUPLINGS FOR GATES HOSE - continued

### 75 Gates GLX®




Male Pipe

Female Swivel

**Description:** One piece staked ferrule design. Smooth ferrule ID designed for textile reinforced hoses. Male and female pipe, female JIC 37° flare swivel and male and female SAE 45° flare terminations. TuffCoat™ plated steel for 400 hour red rust corrosion protection (SAE-J516 and ASTM-B-117 salt spray conditions).

**Sources:** Gates Corp.

### 76 Permanent Crimped Steam



Male Pipe

Female Ground Joint

**Description:** Permanently crimped steam hose couplings – Female Viton® Seal Ground Joint or Male NPT Thread. Precision metal to metal contact with a Viton seal provides leak-free performance. Streamlined permanently crimped ferrule eliminates protruding bolts that require retightening and can catch on equipment or cause injury.

**Sources:** Campbell Fittings, Inc.

### 77 Gates GSH™ with Integral 2" Fig. 1502 Hammer Unions



**Description:** One piece, no skive, staked ferrule design. Stem terminations are integral (not welded) mating male or female Fig. 1502 hammer union subs. The male sub is supplied with a hammer union nut. The female sub is supplied with a rubber lip seal.

**Sources:** Gates Corp.

### 78 Crimp Sleeves




**Description:** Available in plated steel, 316 stainless steel and aluminum. Suitable for replacing band clamps when using pin lug, combination nipple or cam and groove stems. Working pressures are determined by the type of couplings and hose used.

**Sources:** APG

Campbell Fittings, Inc.  
Dixon Valve & Coupling Co.  
P-T Coupling Co.

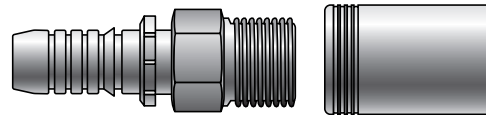
### 79 Holedall Permanent Swaged – Long Style



**Description:** Patented Holedall couplings include a Holedall stem and specially engineered ferrule. This multi-purpose, high-pressure coupling system requires no bolts and results in a clean coupling with no protrusions.

**Sources:** Dixon Valve & Coupling Co.

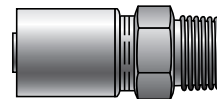
### 80 Gates GSP®



**Description:** Two piece, no skive design engineered for high-pressure, high-impulse applications. TuffCoat® plated steel for 400 hour red rust corrosion protection (SAE-J516 and ASTM-B-117 salt spray conditions).

**Sources:** Gates Corp.

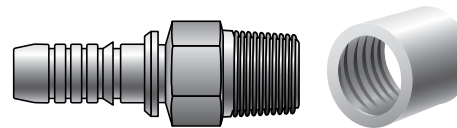
### 81 Gates GL



**Description:** One piece staked ferrule design. Smooth ferrule ID designed for textile and helical reinforced transfer hoses. Male and female pipe, male and female JIC 37° flare and male and female SAE 45° flare terminations. TuffCoat™ plated steel for 400 hour red rust corrosion protection (SAE-J516 and ASTM-B-117 salt spray conditions).

**Sources:** Gates Corp.

### 82 Gates SS



**Description:** Two piece, no skive design. Made of stainless steel for high corrosion resistance.

**Sources:** Gates Corp.

ACID-CHEMICAL

AIR AND MULTI-PURPOSE

FOOD AND BEVERAGE

MARINE

MATERIAL HANDLING

MINING

OILFIELD

PETROLEUM TRANSFER

PRESSURE WASHER

STEAM

WATER

CLAMPS

COUPLINGS AND FERRULES

HOSE FINDER

CHEMICAL RESISTANCE TABLE







### COUPLING SOURCES

ACID-CHEMICAL
AIR AND MULTI-PURPOSE
FOOD AND BEVERAGE
MARINE
MATERIAL HANDLING
MINING
OILFIELD
PETROLEUM TRANSFER
PRESSURE WASHER
STEAM
WATER
CLAMPS
COUPLINGS AND FERRULES
HOSE FINDER
CHEMICAL RESISTANCE TABLE

**American Couplings Company**

A Dixon Company  
Westmont, IL 60559  
(800) 323-4440

**2 4 19 20**

**Anderson Fittings**

Oak Forrest, IL 60452  
(800) 323-5284

**4 19 20**

**A P G**

Houston, TX 77020  
(800) 888-5223

**1 3 4 5 6 7 14 18 19 36 49 73 78**

**Band-IT-IDEX, Inc.**

Denver, CO 80216  
(303) 320-4555

**7 8 21 48**

**Campbell Fittings, Inc.**

Boyertown, PA 19512  
(800) 367-3678

**4 7 15 18 36 71 76 78**

**Dixon Valve & Coupling Co.**

Chestertown, MD 21620  
(800) 355-1991

**1 6 7 10 14 15 18 19 20 26 35 49 71 73 78 79**

**Fast-Lok Hose Clamps**

Division of Deco Products Co.  
Decorah, IA 52101  
(800) 327-9751

**61**

**JC Gadd Company**

Denver, CO 80227  
(303) 744-3345

**3 23 24 28**

**George Myer Company, Inc.**

Houston, TX 77023  
(800) 600-3074

**71**

**Jagemann Stamping Company**

Manitowoc, WI 54221  
(888) 337-7853

**20**

**Lenz, Inc.**

Dayton, OH 45401  
(937) 277-9364

**4 19**

**Martin Brass Works, Inc.**

Jamaica, NY 11433  
(718) 523-3146

**7 34**

**National Coupling Co.**

Stafford, TX 77477  
(281) 499-2583

**19**

**LR Nelson Corp.**

Peoria, IL 61615  
(309) 690-2200

**2**

**OPW Engineered Systems**

Lebanon, OH 45036  
(800) 547-9393

**49**

**P-T Coupling Co.**

ProGrip Co.  
Punch-Lok Co.  
Enid, OK 73701  
(800) 654-0320

**5 6 7 14 15 18 21 23 26 49 61 71 73 78**

**Plews-Schrader**

Division of Tomkins Ind. & Auto  
Dixon, IL 61021  
(815) 288-3344

**19 20**

**Scully Signal Co.**

Wilmington, MA 01887  
(800) 272-8559

**49**

**Seal-Fast, Inc.**

Houston, TX 77220  
(800) 231-0734

**1 3 6 7 18 36 49**

**Serv-All Die and Tool Co.**

Crystal Lake, IL 60014  
(815) 459-2900

**23 24 28**

**Truex, Inc.**

Pawtucket, RI 02861  
(800) 458-7839

**20**

**United Metal Industries, Inc.**

New Hyde Park, NY 11040  
(800) 359-6801

**26 27**

**Winzler Stamping Company**

Montpelier, OH 43543  
(419) 485-3147

**20**



## DEFINITIONS AND ABBREVIATIONS

**API Thread**—American Petroleum Institute Thread.

**Block Number**—A number, e.g., **1**, that designates each Gates coupling.

**Conductive**—Rubber designed to transmit electrical current; conducting static electricity

**Coupling**—A device used to attach a hose to a fitting or other hose in a secure, leakproof manner. There are two primary types:

**Permanent**—A coupling that is applied to the hose with crimping or swaging dies and cannot be easily removed. It is referred to as a "one-time coupling."

**Reusable**—A coupling that can be used more than once. It can be applied to or removed from a hose with the use of simple tools.

**Coupling Joint**—This leak proof connection is achieved by fastening together the mating surfaces of two couplings. The leak proof seal is obtained by any one of these methods:

1. Washer seal
2. Mechanical seal
3. Thread seal

**Ferrule**—The external part of the coupling which serves to hold the insert to the hose.

**GHT**—Garden Hose Thread. See Pipe Thread Usage for compatibility.

**Helix**—Reinforcement formed by spiraling a wire or plastic rod around the cylindrical body of hose—usually to resist collapse or improve minimum bend radius.

**I.D.**—Abbreviation for Inside Diameter.

**Insert**—That part of the coupling which fits into the I.D. of the hose, which often has a threaded end, also called stem or nipple.

**IPT**—Iron Pipe Thread. A general term applying to all pipe threads. See Pipe Thread Usage page.

**MBR**—Abbreviation for Minimum Bend Radius. It's the smallest radius, in inches, around which a hose can be bent without over-stressing components, collapsing the hose wall and without substantially reducing fluid flow.

**NPSH**—American Standard Straight Pipe Thread for hose couplings and nipples.

**NPSM**—American Standard Straight Pipe Thread—Common name, straight pipe thread for mechanical joints.

**NPT**—American Standard Taper Pipe Thread—Common name, tapered pipe thread.

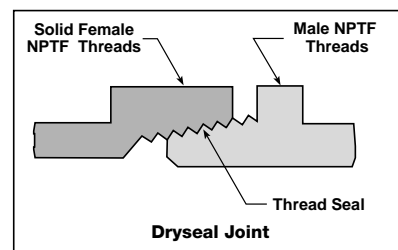
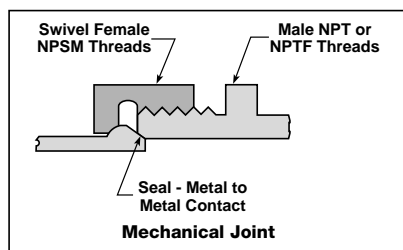
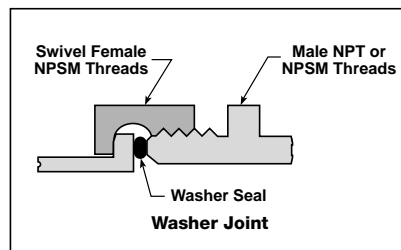
**NPTF**—American Standard Dryseal Pipe Thread—Common name, dryseal for pressure type joints without sealer.

**O.D.**—Abbreviation for Outside Diameter.

**Resistant**—Rubber designed to prevent transmission of electrical current; nonconductive.

**Shank**—That part of the coupling which fits into the I.D. of the hose.

**Chart No. 1**  
Coupling Joints



ACID-CHEMICAL
AIR AND MULTI-PURPOSE
FOOD AND BEVERAGE
MARINE
MATERIAL HANDLING
MINING
OILFIELD
PETROLEUM TRANSFER
PRESSURE WASHER
STEAM
WATER
CLAMPS
COUPLINGS AND FERRULES
HOSE FINDER
CHEMICAL RESISTANCE TABLE





# Hose Finder

## PROPER HOSE SELECTION

ACID-CHEMICAL
AIR AND MULTI-PURPOSE
FOOD AND BEVERAGE
MARINE
MATERIAL HANDLING
MINING
OILFIELD
PETROLEUM TRANSFER
PRESSURE WASHER
STEAM
WATER
CLAMPS
COUPLINGS AND FERRULES
HOSE FINDER
CHEMICAL RESISTANCE TABLE

### Explanation of Column Headings

- Hose I.D. (In.)** — This is the nominal hose inside diameter in inches (Refer to ARPM Tolerances page).
- Hose Name** — This is the hose identification shown in the catalog. For some special hoses, it may be a number, not a name.
- Rated Working Pressure (psi)** — This is the design working pressure and is based on a certain percentage of the hose burst value. It varies with hose type and intended application.
- Suction (In. Hg)** — This is the vacuum rating of the hose when used in suction applications at ambient temperatures, and not bent beyond the minimum bend radius
- Hose O.D.** — The outside diameter (Refer to ARPM Tolerances page).
- Tube** — For reference, the Gates rubber type identification is given and the color used on that particular hose. Refer to Characteristics and Resistance Information for Hose Tube and Cover Compounds page for a description of these stocks.  
**Oil Resistance** — ARPM Oil Resistance rating is listed:

PHYSICAL PROPERTIES AFTER EXPOSURE TO OIL		
	VOLUME CHANGE MAXIMUM	TENSILE STRENGTH RETAINED
Class A (High Oil Resistance)	+25%	80%
Class B (Medium Oil Resistance)	+65%	50%
Class C (Limited Oil Resistance)	+100%	40%

- Cover** — Same information for tube stock.

#### Color Abbreviations:

<b>Beige</b> – Beige	<b>Mar</b> – Maroon
<b>Blk</b> – Black	<b>Nat</b> – Natural
<b>Blu</b> – Blue	<b>Org</b> – Orange
<b>Bur</b> – Burgundy	<b>Red</b> – Red
<b>Clear</b> – Clear	<b>Tan</b> – Tan
<b>Gld</b> – Gold	<b>Wht</b> – White
<b>Grn</b> – Green	<b>Yel</b> – Yellow
<b>Gry</b> – Gray	

Refer to the product description pages in this catalog for description of any special cover stripes.

- Hose Weight (lb/ft)** — This is approximate measurement per current specification.
- Minimum Bend Radius** – This is the smallest radius in inches around which a hose can be bent without overstressing components, without collapsing the hose wall and without substantially reducing fluid flow.
- Hose Temperature Range** – Includes maximum and minimum temperatures of each hose listed.
- Hose Category** — This is a listing of hose types as indicated in the Table of Contents of the Industrial Hose Products #39496-000. Most hoses are not limited to these applications only.

### How to Select a Hose From the Data Pages

#### Example 1

**Given:** A customer wants a 3/4" I.D. x 20" hose to handle air or water and general purpose applications. Temperatures are ambient, a pressure rating up to 300 psi is required and it must have textile reinforcement with a high oil resistant tube.

Turn to Hose Finder Data Pages for the listing of 3/4" I.D. hoses. In the Rated Working Pressure column, you will find the 300 psi figures. NOTE: Several hoses have a 300 psi rating or higher. But, the ones with textile reinforcement and high oil resistance that are multi-purpose are 19B, 119B or Premo Flex® hoses. All of these hoses could be suitable for the application. Refer to corresponding catalog page number for specific hose details and coupling recommendations.

#### Example 2

**Given:** 6" x 50" dry powder food grade transfer hose is needed. The hose requirements are: full suction, 50 psi and a temperature of 100°F.

Turn to Hose Finder Data Pages for the listing of 6" I.D. hoses. In the Rated Working Pressure column, you will find the 50 psi rating or higher. The two hoses with 50 psi and full suction ratings and suitable for bulk food transfer are 690SB and 692SB. Refer to corresponding catalog page number for specific hose details and coupling recommendations.



# Hose Finder

## Data Pages

Hose I.D. (in.)	Name	Rated W.P. (psi)	Suction (in. Hg.)	Hose O.D. (in.)	Tube Type	Cover Type	Min. Bend Radius (in.)	Hose Wt. (Lbs./Ft.)	Temp (°F)		Hose Categories	Catalog Page No.
									Min.	Max.		
7/64	Vacuum Tubing	—	30.0	0.22	P	—	1.5	1.00	-40°F	+257°F	Marine	84
5/32	Vacuum Tubing	—	30.0	0.31	P	—	1.5	2.24	-40°F	+257°F	Marine	84
3/16	4219G (Fuel Line & Tank Vent)	50	24.0	0.41	C	C <sub>2</sub>	3.0	0.07	-40°F	+257°F	Marine	82
	LPG Vapor	125	30.0	0.44	C	A	2.0	0.08	-30°F	+150°F	Petroleum Transfer	134
	Premo Flex®	250	30.0	0.45	C	C <sub>2</sub>	2.0	0.07	-40°F	+212°F	Air and Multi-Purpose	39
	19B Plant Master®	315	30.0	0.43	C	C <sub>2</sub>	3.0	0.20	-40°F	+212°F	Air and Multi-Purpose	34
7/32	Vacuum Tubing	—	30.0	0.42	P	—	2.0	3.66	-40°F	+257°F	Marine	84
1/4	Vacuum Tubing	—	30.0	0.45	P	—	2.0	3.95	-40°F	+257°F	Marine	84
	Fuel Line (USCG Type A1)	40	28.0	0.64	C	A	2.5	4.73	-40°F	+212°F	Marine	80
	Fuel Line (USCG Type A1)	40	28.0	0.64	C	A	2.5	45.36	-40°F	+212°F	Marine	80
	Fuel Line (USCG Type A1)	40	28.0	0.64	C	A	2.5	8.56	-40°F	+212°F	Marine	80
	Fuel Line (USCG Type B)	40	28.0	0.50	C	M	2.5	24.19	-40°F	+250°F	Marine	81
	Fuel Line (USCG Type B)	40	28.0	0.50	C	M	2.5	4.84	-40°F	+250°F	Marine	81
	4219G (Fuel Line & Tank Vent)	50	24.0	0.50	C	C <sub>2</sub>	3.0	0.10	-40°F	+257°F	Marine	82
	LPG Vapor	125	30.0	0.53	C	A	3.0	0.11	-30°F	+150°F	Petroleum Transfer	134
	Adapta Flex™ - UPS Shippable Reels	200	30.0	0.50	P	P	3.0	0.09	-40°F	+200°F	Air and Multi-Purpose	45
	Adapta Flex™ Black	200	30.0	0.50	P	P	3.0	0.09	-40°F	+200°F	Air and Multi-Purpose	46
	Adapta Flex™ Red	200	30.0	0.50	P	P	3.0	0.09	-40°F	+200°F	Air and Multi-Purpose	43
	Adapta Flex™ Red 1 Piece Reel	200	30.0	0.50	P	P	3.0	0.09	-40°F	+200°F	Air and Multi-Purpose	44
	119B Plant Master®	250	30.0	0.50	C	A	3.0	0.09	-40°F	+212°F	Air and Multi-Purpose	35
	6B Dura Master®	250	30.0	0.50	B <sub>1</sub>	P	3.0	0.11	-40°F	+200°F	Air and Multi-Purpose	41
	Adapta Flex™ Black	250	30.0	0.50	P	P	3.0	0.08	-40°F	+200°F	Air and Multi-Purpose	46
	Adapta Flex™ Black	250	30.0	0.62	P	P	3.0	0.08	-40°F	+200°F	Air and Multi-Purpose	46
	Adapta Flex™ Blue, Green & Yellow Cover	250	30.0	0.50	P	P	3.0	0.08	-40°F	+200°F	Air and Multi-Purpose	47
	Adapta Flex™ Red	250	30.0	0.50	P	P	3.0	0.08	-40°F	+200°F	Air and Multi-Purpose	43
	Adapta Flex™ Red	250	30.0	0.62	P	P	3.0	0.08	-40°F	+200°F	Air and Multi-Purpose	43
	Adapta Flex™ Red 1 Piece Reel	250	30.0	0.50	P	P	3.0	0.08	-40°F	+200°F	Air and Multi-Purpose	44
	Duro Flex®	250	30.0	0.50	B <sub>1</sub>	P	2.0	0.09	-40°F	+200°F	Air and Multi-Purpose	42
	Duro Flex®	250	30.0	0.50	B <sub>1</sub>	P	2.0	0.10	-40°F	+200°F	Air and Multi-Purpose	42
	Premo Flex®	250	30.0	0.50	C	C <sub>2</sub>	2.0	0.09	-40°F	+212°F	Air and Multi-Purpose	39
	Tufflex® Food	250	—	0.47	G	G	—	0.07	-10°F	+130°F	Food and Beverage	67
	Adapta Flex™ Red	300	30.0	0.53	P	P	3.0	0.10	-40°F	+200°F	Air and Multi-Purpose	43
	Adapta Flex™ Red 1 Piece Reel	300	30.0	0.53	P	P	3.0	0.10	-40°F	+200°F	Air and Multi-Purpose	44
	Duro Flex®	300	30.0	0.57	B <sub>1</sub>	P	2.0	0.12	-40°F	+200°F	Air and Multi-Purpose	42
	LOL (Lock-On Hose)	300	27.9	0.47	C	C <sub>2</sub>	3.0	0.09	-40°F	+212°F	Air and Multi-Purpose	37
	Ohmega® (Pot Room)	300	30.0	0.62	P	P	3.0	0.15	-20°F	+150°F	Air and Multi-Purpose	53
	Premo Flex® AR	300	30.0	0.53	C	C <sub>4</sub>	2.0	0.10	-40°F	+212°F	Air and Multi-Purpose	40
	Python® Plus (Lock-On Hose)	300	30.0	0.54	C	A	3.0	0.11	-20°F	+212°F	Air and Multi-Purpose	38
	Tufflex® Plus	300	25.0	0.50	G <sub>1</sub>	G <sub>1</sub>	.7	0.05	-15°F	+150°F	Air and Multi-Purpose	48
	19B Plant Master®	315	30.0	0.50	C	C <sub>2</sub>	3.0	0.09	-40°F	+212°F	Air and Multi-Purpose	34
6B Dura Master®	315	30.0	0.62	B <sub>1</sub>	P	3.0	0.15	-40°F	+200°F	Air and Multi-Purpose	41	
Premo Flex®	315	30.0	0.57	C	C <sub>2</sub>	2.0	0.12	-40°F	+212°F	Air and Multi-Purpose	39	
LP350X (Butane-Propane)	350	30.0	0.58	C	A	3.0	0.14	-40°F	+180°F	Petroleum Transfer	133	
119B Plant Master®	500	30.0	0.62	C	A	3.0	0.16	-40°F	+212°F	Air and Multi-Purpose	35	
19B Plant Master®	500	30.0	0.62	C	C <sub>2</sub>	3.0	0.14	-40°F	+212°F	Air and Multi-Purpose	34	
77B (Paint Spray and Chemical)	500	30.0	0.52	Z	A	3.0	0.09	-40°F	+150°F	Acid-Chemical	33	
C5M Fuel Line (USCG Type A)	500	20.0	0.58	C	C <sub>2</sub>	1.3	0.21	-4°F	+212°F	Marine	79	
Terminator®	501	30.0	0.57	C	C <sub>4</sub>	3.0	0.12	-40°F	+212°F	Air and Multi-Purpose	36	





# Hose Finder

## Data Pages

Hose I.D. (In.)	Name	Rated W.P. (psi)	Suction (In. Hg.)	Hose O.D. (In.)	Tube Type	Cover Type	Min. Bend Radius (In.)	Hose Wt. (Lbs./Ft.)	Temp (°F)		Hose Categories	Catalog Page No.
									Min.	Max.		
1/4	Terminator®	501	30.0	0.57	C	C <sub>4</sub>	3.0	0.15	-40°F	+212°F	Air and Multi-Purpose	36
	Pressure Washer Assemblies	3000	30.0	0.48	C	C <sub>2</sub>	4.0	5.80	-40°F	+250°F	Pressure Washer	139
	PowerClean™ 1 Wire Braid	3500	30.0	0.53	C	C <sub>2</sub>	4.0	0.15	-40°F	+250°F	Pressure Washer	137
	PowerClean™ 1 Wire Braid	3500	30.0	0.53	C	C <sub>2</sub>	4.0	0.17	-40°F	+250°F	Pressure Washer	137
	PowerClean™ - 2 Wire Braid	6000	30.0	0.59	C	C <sub>2</sub>	4.0	0.25	-40°F	+250°F	Pressure Washer	138
5/16	Vacuum Tubing	—	30.0	0.50	P	—	2.5	1.74	-40°F	+257°F	Marine	84
	Fuel Line (USCG Type A1)	40	28.0	0.70	C	A	3.0	10.15	-40°F	+212°F	Marine	80
	Fuel Line (USCG Type A1)	40	28.0	0.70	C	A	3.0	5.08	-40°F	+212°F	Marine	80
	Fuel Line (USCG Type A1)	40	28.0	0.70	C	A	3.0	53.57	-40°F	+212°F	Marine	80
	Fuel Line (USCG Type B)	40	28.0	0.58	C	M	3.0	30.19	-40°F	+250°F	Marine	81
	Fuel Line (USCG Type B)	40	28.0	0.58	C	M	3.0	6.04	-40°F	+250°F	Marine	81
	4219G (Fuel Line & Tank Vent)	50	24.0	0.56	C	C <sub>2</sub>	3.0	0.12	-40°F	+257°F	Marine	82
	Heater Hose	75	25.0	0.62	P	P	2.0	0.15	-40°F	+257°F	Marine	75
	Adapta Flex™ Red	200	30.0	0.53	P	P	3.0	0.09	-40°F	+200°F	Air and Multi-Purpose	43
	6B Dura Master®	250	30.0	0.62	B <sub>1</sub>	P	3.0	0.14	-40°F	+200°F	Air and Multi-Purpose	41
	Premo Flex®	250	30.0	0.56	C	C <sub>2</sub>	2.0	0.11	-40°F	+212°F	Air and Multi-Purpose	39
	119B Plant Master®	315	30.0	0.62	C	A	3.0	0.13	-40°F	+212°F	Air and Multi-Purpose	35
	19B Plant Master®	315	30.0	0.62	C	C <sub>2</sub>	3.0	0.13	-40°F	+212°F	Air and Multi-Purpose	34
	Premo Flex®	315	30.0	0.67	C	C <sub>2</sub>	2.0	0.16	-40°F	+212°F	Air and Multi-Purpose	39
19B Plant Master®	500	30.0	0.69	C	C <sub>2</sub>	3.0	0.17	-40°F	+212°F	Air and Multi-Purpose	34	
77B (Paint Spray and Chemical)	500	30.0	0.59	Z	A	3.0	0.11	-40°F	+150°F	Acid-Chemical	33	
C5M Fuel Line (USCG Type A)	500	20.0	0.67	C	C <sub>2</sub>	1.3	0.27	-4°F	+212°F	Marine	79	
3/8	Vacuum Tubing	—	30.0	0.62	P	—	3.0	3.60	-40°F	+257°F	Marine	84
	Fuel Line (USCG Type A1)	40	28.0	0.77	C	A	3.0	11.04	-40°F	+212°F	Marine	80
	Fuel Line (USCG Type A1)	40	28.0	0.77	C	A	3.0	6.10	-40°F	+212°F	Marine	80
	Fuel Line (USCG Type A1)	40	28.0	0.77	C	A	3.0	60.99	-40°F	+212°F	Marine	80
	4219G (Fuel Line & Tank Vent)	50	24.0	0.62	C	C <sub>2</sub>	4.0	0.15	-40°F	+257°F	Marine	82
	Heater Hose	75	25.0	0.69	P	P	2.5	0.17	-40°F	+257°F	Marine	75
	Engine Coolant (Silicone)	110	—	0.74	MQ	MQ	—	0.19	-65°F	+347°F	Marine	74
	LPG Vapor	125	25.0	0.66	C	A	3.0	0.14	-30°F	+150°F	Petroleum Transfer	134
	Adapta Flex™ - UPS Shippable Reels	200	30.0	0.66	P	P	3.0	0.14	-40°F	+200°F	Air and Multi-Purpose	45
	Adapta Flex™ Black	200	30.0	0.66	P	P	3.0	0.14	-40°F	+200°F	Air and Multi-Purpose	46
	Adapta Flex™ Red	200	30.0	0.66	P	P	3.0	0.14	-40°F	+200°F	Air and Multi-Purpose	43
	Adapta Flex™ Red 1 Piece Reel	200	30.0	0.66	P	P	3.0	0.14	-40°F	+200°F	Air and Multi-Purpose	44
	Tufflex® Food	200	—	0.63	G	G	—	0.11	-10°F	+130°F	Food and Beverage	67
	Premo Flex®	215	30.0	0.73	C	C <sub>2</sub>	3.0	0.18	-40°F	+212°F	Air and Multi-Purpose	39
	205MB Steam King®	250	30.0	0.78	P <sub>2</sub>	P <sub>2</sub>	4.0	0.26	-40°F	+450°F	Steam	144
	232MB Steam Queen®	250	30.0	0.80	P <sub>2</sub>	B <sub>1</sub>	4.0	0.30	-40°F	+450°F	Steam	145
	232MB Steam Queen®	250	30.0	0.80	P <sub>2</sub>	B <sub>1</sub>	4.0	0.32	-40°F	+450°F	Steam	145
	6B Dura Master®	250	30.0	0.69	B <sub>1</sub>	P	3.0	0.16	-40°F	+200°F	Air and Multi-Purpose	41
	Adapta Flex™ Black	250	30.0	0.66	P	P	3.0	0.14	-40°F	+200°F	Air and Multi-Purpose	46
	Adapta Flex™ Blue, Green & Yellow Cover	250	30.0	0.66	P	P	3.0	0.14	-40°F	+200°F	Air and Multi-Purpose	47
	Adapta Flex™ Red	250	30.0	0.66	P	P	3.0	0.14	-40°F	+200°F	Air and Multi-Purpose	43
	Adapta Flex™ Red 1 Piece Reel	250	30.0	0.66	P	P	3.0	0.14	-40°F	+200°F	Air and Multi-Purpose	44
	Duro Flex®	250	30.0	0.66	B <sub>1</sub>	P	3.0	0.14	-40°F	+200°F	Air and Multi-Purpose	42
	Premo Flex®	250	30.0	0.66	C	C <sub>2</sub>	3.0	0.14	-40°F	+212°F	Air and Multi-Purpose	39
	Premo Flex®	250	30.0	0.66	C	C <sub>2</sub>	3.0	0.17	-40°F	+212°F	Air and Multi-Purpose	39
	Adapta Flex™ Blue, Green & Yellow Cover	300	30.0	0.69	P	P	3.0	0.15	-40°F	+200°F	Air and Multi-Purpose	47



# Hose Finder

## Data Pages

Hose I.D. (In.)	Name	Rated W.P. (psi)	Suction (In. Hg.)	Hose O.D. (In.)	Tube Type	Cover Type	Min. Bend Radius (In.)	Hose Wt. (Lbs./Ft.)	Temp (°F)		Hose Categories	Catalog Page No.
									Min.	Max.		
3/8	Adapta Flex™ Red	300	30.0	0.67	P	P	3.0	0.15	-40°F	+200°F	Air and Multi-Purpose	43
	Adapta Flex™ Red 1 Piece Reel	300	30.0	0.67	P	P	3.0	0.15	-40°F	+200°F	Air and Multi-Purpose	44
	Duro Flex®	300	30.0	0.73	B <sub>1</sub>	P	3.0	0.18	-40°F	+200°F	Air and Multi-Purpose	42
	LOL (Lock-On Hose)	300	27.9	0.63	C	C <sub>2</sub>	3.0	0.11	-40°F	+212°F	Air and Multi-Purpose	37
	Ohmega® (Pot Room)	300	30.0	0.75	P	P	3.0	0.19	-20°F	+150°F	Air and Multi-Purpose	53
	Premo Flex® AR	300	30.0	0.70	C	C <sub>4</sub>	3.0	0.16	-40°F	+212°F	Air and Multi-Purpose	40
	Python® Plus (Lock-On Hose)	300	30.0	0.68	C	A	3.0	0.15	-20°F	+212°F	Air and Multi-Purpose	38
	Tufflex® Plus	300	25.0	0.60	G <sub>1</sub>	G <sub>1</sub>	1.0	0.09	-15°F	+150°F	Air and Multi-Purpose	48
	119B Plant Master®	315	30.0	0.69	C	A	3.0	0.15	-40°F	+212°F	Air and Multi-Purpose	35
	19B Plant Master®	315	30.0	0.69	C	C <sub>2</sub>	3.0	0.15	-40°F	+212°F	Air and Multi-Purpose	34
	6B Dura Master®	315	30.0	0.75	B <sub>1</sub>	P	3.0	0.20	-40°F	+200°F	Air and Multi-Purpose	41
	Premo Flex®	315	30.0	0.73	C	C <sub>2</sub>	3.0	0.18	-40°F	+212°F	Air and Multi-Purpose	39
	LP350X (Butane-Propane)	350	30.0	0.74	C	A	3.0	0.21	-40°F	+180°F	Petroleum Transfer	133
	119B Plant Master®	500	30.0	0.75	C	A	3.0	0.21	-40°F	+212°F	Air and Multi-Purpose	35
	19B Plant Master®	500	30.0	0.75	C	C <sub>2</sub>	3.0	0.24	-40°F	+212°F	Air and Multi-Purpose	34
	77B (Paint Spray and Chemical)	500	30.0	0.67	Z	A	3.0	0.14	-40°F	+150°F	Acid-Chemical	33
	Terminator®	501	25.0	0.75	C	C <sub>4</sub>	3.0	0.19	-40°F	+212°F	Air and Multi-Purpose	36
	Thermo AG® 570 (Ag Spray)	570	25.0	0.67	G	G	4.0	0.12	-10°F	+130°F	Acid-Chemical	31
	Thermo AG® 800 (Ag Spray)	800	25.0	0.69	G	G	4.0	0.14	-10°F	+130°F	Acid-Chemical	32
	Cyclone®	1000	30.0	0.73	C <sub>2</sub>	C <sub>2</sub>	4.0	0.18	-40°F	+212°F	Pressure Washer	140
33HB (Divers' Air)	1125	30.0	0.75	C	A	4.0	0.19	-40°F	+120°F	Air and Multi-Purpose	54	
PowerClean™ - 1 Wire Braid	3000	30.0	0.68	C	C <sub>2</sub>	5.0	0.23	-40°F	+250°F	Pressure Washer	136	
PowerClean™ - 1 Wire Braid	3000	30.0	0.68	C	C <sub>2</sub>	5.0	0.24	-40°F	+250°F	Pressure Washer	136	
Pressure Washer Assemblies	3000	30.0	0.63	C	C <sub>2</sub>	5.0	11.00	-40°F	+250°F	Pressure Washer	139	
Pressure Washer Assemblies	3000	30.0	0.63	C	C <sub>2</sub>	5.0	19.40	-40°F	+250°F	Pressure Washer	139	
PowerClean™ 1 Wire Braid	4000	30.0	0.68	C	C <sub>2</sub>	5.0	0.23	-40°F	+250°F	Pressure Washer	137	
PowerClean™ 1 Wire Braid	4000	30.0	0.68	C	C <sub>2</sub>	5.0	0.25	-40°F	+250°F	Pressure Washer	137	
PowerClean™ - 2 Wire Braid	5000	30.0	0.74	C	C <sub>2</sub>	5.0	0.35	-40°F	+250°F	Pressure Washer	138	
13/32	C5M Fuel Line (USCG Type A)	500	20.0	0.77	C	C <sub>2</sub>	1.8	0.29	-4°F	+212°F	Marine	79
1/2	4219G (Fuel Line & Tank Vent)	35	10.0	0.78	C	C <sub>2</sub>	5.0	0.18	-40°F	+257°F	Marine	82
	Fuel Line (USCG Type A1)	40	28.0	0.89	C	A	5.0	7.37	-40°F	+212°F	Marine	80
	Fuel Line (USCG Type A1)	40	28.0	0.89	C	A	5.0	73.66	-40°F	+212°F	Marine	80
	Heater Hose	75	25.0	0.81	P	P	3.0	0.23	-40°F	+257°F	Marine	75
	Engine Coolant (Silicone)	110	—	0.87	MQ	MQ	—	0.23	-65°F	+347°F	Marine	74
	429W (Sand Blast)	150	25.0	1.23	D <sub>3</sub>	D	5.0	0.55	-40°F	+150°F	Material Handling	89
	Adapta Flex™ - UPS Shippable Reels	200	25.0	0.81	P	P	5.0	0.20	-40°F	+200°F	Air and Multi-Purpose	45
	Adapta Flex™ - UPS Shippable Reels	200	25.0	0.81	P	P	5.0	0.23	-40°F	+200°F	Air and Multi-Purpose	45
	Adapta Flex™ Black	200	25.0	0.81	P	P	5.0	0.20	-40°F	+200°F	Air and Multi-Purpose	46
	Adapta Flex™ Red	200	25.0	0.81	P	P	5.0	0.20	-40°F	+200°F	Air and Multi-Purpose	43
	Adapta Flex™ Red 1 Piece Reel	200	25.0	0.81	P	P	5.0	0.20	-40°F	+200°F	Air and Multi-Purpose	44
	Creamery/Paper Mill Washdown	200	25.0	0.91	P	P	5.0	0.28	-40°F	+212°F	Pressure Washer	141
	Creamery/Paper Mill Washdown	200	25.0	0.91	D	D	5.0	0.28	-20°F	+180°F	Pressure Washer	141
	Tufflex® Food	200	—	0.75	G	G	—	0.13	-10°F	+130°F	Food and Beverage	67
	205MB Steam King®	250	25.0	1.06	P <sub>2</sub>	P <sub>2</sub>	7.0	0.40	-40°F	+450°F	Steam	144
	232MB Steam Queen®	250	25.0	1.02	P <sub>2</sub>	B <sub>1</sub>	7.0	0.45	-40°F	+450°F	Steam	145
	6B Dura Master®	250	25.0	0.84	B <sub>1</sub>	P	5.0	0.21	-40°F	+200°F	Air and Multi-Purpose	41
Adapta Flex™ Black	250	25.0	0.81	P	P	5.0	0.19	-40°F	+200°F	Air and Multi-Purpose	46	
Adapta Flex™ Blue, Green & Yellow Cover	250	25.0	0.81	P	P	5.0	0.19	-40°F	+200°F	Air and Multi-Purpose	47	







# Hose Finder

## Data Pages

Hose I.D. (In.)	Name	Rated W.P. (psi)	Suction (In. Hg.)	Hose O.D. (In.)	Tube Type	Cover Type	Min. Bend Radius (In.)	Hose Wt. (Lbs./Ft.)	Temp (°F)		Hose Categories	Catalog Page No.
									Min.	Max.		
1/2	Adapta Flex™ Red	250	25.0	0.81	P	P	5.0	0.19	-40°F	+200°F	Air and Multi-Purpose	43
	Adapta Flex™ Red 1 Piece Reel	250	25.0	0.81	P	P	5.0	0.19	-40°F	+200°F	Air and Multi-Purpose	44
	Duro Flex®	250	25.0	0.81	B <sub>1</sub>	P	4.0	0.19	-40°F	+200°F	Air and Multi-Purpose	42
	Premo Flex®	250	25.0	0.85	C	C <sub>2</sub>	4.0	0.22	-40°F	+212°F	Air and Multi-Purpose	39
	Adapta Flex™ Blue, Green & Yellow Cover	300	25.0	0.83	P	P	5.0	0.20	-40°F	+200°F	Air and Multi-Purpose	47
	Adapta Flex™ Red	300	25.0	0.83	P	P	5.0	0.20	-40°F	+200°F	Air and Multi-Purpose	43
	Adapta Flex™ Red 1 Piece Reel	300	25.0	0.83	P	P	5.0	0.20	-40°F	+200°F	Air and Multi-Purpose	44
	Duro Flex®	300	25.0	0.84	B <sub>1</sub>	P	4.0	0.25	-40°F	+200°F	Air and Multi-Purpose	42
	LOL (Lock-On Hose)	300	27.9	0.77	C	C <sub>2</sub>	5.0	0.15	-40°F	+212°F	Air and Multi-Purpose	37
	Ohmega® (Pot Room)	300	25.0	0.88	P	P	5.0	0.24	-20°F	+150°F	Air and Multi-Purpose	53
	Premo Flex® AR	300	25.0	0.84	C	C <sub>4</sub>	4.0	0.22	-40°F	+212°F	Air and Multi-Purpose	40
	Python® Plus (Lock-On Hose)	300	30.0	0.81	C	A	5.0	0.18	-20°F	+212°F	Air and Multi-Purpose	38
	Tufflex® Plus	300	25.0	0.79	G <sub>1</sub>	G <sub>1</sub>	1.3	0.13	-15°F	+150°F	Air and Multi-Purpose	48
	119B Plant Master®	315	25.0	0.84	C	A	5.0	0.20	-40°F	+212°F	Air and Multi-Purpose	35
	19B Plant Master®	315	25.0	0.84	C	C <sub>2</sub>	5.0	0.20	-40°F	+212°F	Air and Multi-Purpose	34
	6B Dura Master®	315	25.0	0.88	B <sub>1</sub>	P	5.0	0.25	-40°F	+200°F	Air and Multi-Purpose	41
	Duro Flex®	315	25.0	0.84	B <sub>1</sub>	P	4.0	0.25	-40°F	+200°F	Air and Multi-Purpose	42
	Premo Flex®	315	25.0	0.88	C	C <sub>2</sub>	4.0	0.24	-40°F	+212°F	Air and Multi-Purpose	39
	Premo Flex®	315	25.0	0.88	C	C <sub>2</sub>	4.0	0.28	-40°F	+212°F	Air and Multi-Purpose	39
	LP350X (Butane-Propane)	350	25.0	0.91	C	A	5.0	0.28	-40°F	+180°F	Petroleum Transfer	133
	119B Plant Master®	500	25.0	0.88	C	A	5.0	0.26	-40°F	+212°F	Air and Multi-Purpose	35
	19B Plant Master®	500	25.0	0.88	C	C <sub>2</sub>	5.0	0.23	-40°F	+212°F	Air and Multi-Purpose	34
	C5M Fuel Line (USCG Type A)	500	20.0	0.92	C	C <sub>2</sub>	2.3	0.40	-4°F	+212°F	Marine	79
	Terminator®	501	25.0	0.89	C	C <sub>4</sub>	5.0	0.25	-40°F	+212°F	Air and Multi-Purpose	36
	Thermo AG® 570 (Ag Spray)	570	25.0	0.81	G	G	5.0	0.17	-10°F	+130°F	Acid-Chemical	31
	77B (Paint Spray and Chemical)	750	25.0	0.87	Z	A	5.0	0.23	-40°F	+150°F	Acid-Chemical	33
	Thermo AG® 800 (Ag Spray)	800	25.0	0.84	G	G	5.0	0.18	-10°F	+130°F	Acid-Chemical	32
	1000 MP/Mine Spray	1000	30.0	0.84	P	C <sub>2</sub>	5.0	0.29	-40°F	+212°F	Mining	92
	33HB (Divers' Air)	1000	30.0	0.94	C	A	5.0	0.29	-40°F	+120°F	Air and Multi-Purpose	54
	Cyclone®	1000	30.0	0.94	C <sub>2</sub>	C <sub>2</sub>	5.0	0.29	-40°F	+212°F	Pressure Washer	140
PowerClean™ - 1 Wire Braid	2500	30.0	0.80	C	C <sub>2</sub>	7.0	0.28	-40°F	+250°F	Pressure Washer	136	
Pressure Washer Assemblies	3000	30.0	0.76	C	C <sub>2</sub>	7.0	12.98	-40°F	+250°F	Pressure Washer	139	
PowerClean™ - 2 Wire Braid	4000	30.0	0.86	C	C <sub>2</sub>	7.0	0.42	-40°F	+250°F	Pressure Washer	138	
5/8	63SB (Air & Vapor Duct)	10	5.0	0.81	A	A	1.0	0.12	-30°F	+250°F	Air and Multi-Purpose	51
	4219G (Fuel Line & Tank Vent)	35	10.0	0.94	C	C <sub>2</sub>	6.0	0.25	-40°F	+257°F	Marine	82
	Fuel Line (USCG Type A1)	40	28.0	1.01	C	A	6.0	8.61	-40°F	+212°F	Marine	80
	Fuel Line (USCG Type A1)	40	28.0	1.01	C	A	6.0	86.10	-40°F	+212°F	Marine	80
	Heater Hose	75	25.0	0.94	P	P	4.0	0.25	-40°F	+257°F	Marine	75
	Engine Coolant (Silicone)	110	—	0.99	MQ	MQ	—	0.27	-65°F	+347°F	Marine	74
	Blacksnake® (Curb Pump - Hardwall)	150	30.0	1.00	C	J	6.0	0.37	-40°F	+120°F	Petroleum Transfer	135
	Adapta Flex™ - UPS Shippable Reels	200	20.0	0.97	P	P	6.0	0.26	-40°F	+200°F	Air and Multi-Purpose	45
	Adapta Flex™ Black	200	20.0	0.97	P	P	6.0	0.26	-40°F	+200°F	Air and Multi-Purpose	46
	Adapta Flex™ Red	200	20.0	0.97	P	P	6.0	0.26	-40°F	+200°F	Air and Multi-Purpose	43
	Adapta Flex™ Red 1 Piece Reel	200	20.0	0.97	P	P	6.0	0.26	-40°F	+200°F	Air and Multi-Purpose	44
	Tufflex® Food	200	—	0.88	G	G	—	0.15	-10°F	+130°F	Food and Beverage	67
	Premo Flex®	215	20.0	0.98	C	C <sub>2</sub>	5.0	0.27	-40°F	+212°F	Air and Multi-Purpose	39
	Adapta Flex™ Red	250	20.0	0.97	P	P	6.0	0.26	-40°F	+200°F	Air and Multi-Purpose	43
	Adapta Flex™ Red 1 Piece Reel	250	20.0	0.97	P	P	6.0	0.26	-40°F	+200°F	Air and Multi-Purpose	44





# Hose Finder

## Data Pages

Hose I.D. (In.)	Name	Rated W.P. (psi)	Suction (In. Hg.)	Hose O.D. (In.)	Tube Type	Cover Type	Min. Bend Radius (In.)	Hose Wt. (Lbs./Ft.)	Temp (°F)		Hose Categories	Catalog Page No.
									Min.	Max.		
5/8	Duro Flex®	250	20.0	0.98	B <sub>1</sub>	P	5.0	0.27	-40°F	+200°F	Air and Multi-Purpose	42
	Premo Flex®	250	20.0	0.98	C	C <sub>2</sub>	5.0	0.27	-40°F	+212°F	Air and Multi-Purpose	39
	Duro Flex®	300	20.0	0.98	B <sub>1</sub>	P	5.0	0.30	-40°F	+200°F	Air and Multi-Purpose	42
	LOL (Lock-On Hose)	300	27.9	0.94	C	C <sub>2</sub>	6.0	0.20	-40°F	+212°F	Air and Multi-Purpose	37
	Tufflex® Plus	300	20.0	0.92	G <sub>1</sub>	G <sub>1</sub>	1.8	0.20	-15°F	+150°F	Air and Multi-Purpose	48
	119B Plant Master®	315	20.0	0.94	C	A	6.0	0.24	-40°F	+212°F	Air and Multi-Purpose	35
	19B Plant Master®	315	20.0	0.94	C	C <sub>2</sub>	6.0	0.24	-40°F	+212°F	Air and Multi-Purpose	34
	Premo Flex®	315	20.0	0.98	C	C <sub>2</sub>	5.0	0.26	-40°F	+212°F	Air and Multi-Purpose	39
	19B Plant Master®	500	20.0	1.00	C	C <sub>2</sub>	6.0	0.27	-40°F	+212°F	Air and Multi-Purpose	34
C5M Fuel Line (USCG Type A)	500	20.0	1.08	C	C <sub>2</sub>	2.8	0.51	-4°F	+212°F	Marine	79	
3/4	63SB (Air & Vapor Duct)	10	5.0	0.94	A	A	1.0	0.14	-30°F	+250°F	Air and Multi-Purpose	51
	163SB (Air & Vapor Duct - Heavy Duty)	20	15.0	1.00	A	A	1.0	0.20	-30°F	+250°F	Air and Multi-Purpose	52
	Heater Hose	75	25.0	1.06	P	P	5.0	0.29	-40°F	+257°F	Marine	75
	75W (Standard Wall Coolant)	80	5.0	1.17	P	P	6.0	0.37	-40°F	+257°F	Marine	70
	Engine Coolant (Silicone)	110	—	1.12	MQ	MQ	—	0.31	-65°F	+347°F	Marine	74
	429W (Sand Blast)	150	15.0	1.50	D <sub>3</sub>	D	8.0	0.70	-40°F	+150°F	Material Handling	89
	Blacksnake® (Curb Pump - Hardwall)	150	30.0	1.13	C	J	6.0	0.42	-40°F	+120°F	Petroleum Transfer	135
	Colt®	150	30.0	1.27	P	P	3.0	0.50	-40°F	+250°F	Acid-Chemical	30
	Creamery/Paper Mill Washdown	150	25.0	1.25	D	D	6.0	27.50	-20°F	+180°F	Pressure Washer	141
	Engine Coolant (Oil Resistant - Softwall)	150	—	1.17	C	A	6.0	0.34	-40°F	+212°F	Marine	72
	Food Master® Lite™	150	30.0	1.33	C <sub>2</sub>	C <sub>2</sub>	2.0	0.65	-40°F	+230°F	Food and Beverage	58
	Tufflex® Food	150	—	1.03	G	G	—	0.20	-10°F	+130°F	Food and Beverage	67
	Adapta Flex™ - UPS Shippable Reels	200	15.0	1.11	P	P	6.0	0.31	-40°F	+200°F	Air and Multi-Purpose	45
	Adapta Flex™ Black	200	15.0	1.11	P	P	6.0	0.31	-40°F	+200°F	Air and Multi-Purpose	46
	Adapta Flex™ Red	200	15.0	1.11	P	P	6.0	0.31	-40°F	+200°F	Air and Multi-Purpose	43
	Adapta Flex™ Red 1 Piece Reel	200	15.0	1.11	P	P	6.0	0.31	-40°F	+200°F	Air and Multi-Purpose	44
	Creamery/Paper Mill Washdown	200	15.0	1.25	P	P	6.0	0.49	-40°F	+212°F	Pressure Washer	141
	Creamery/Paper Mill Washdown	200	15.0	1.25	D	D	6.0	0.49	-20°F	+180°F	Pressure Washer	141
	Mustang®	200	30.0	1.25	K	P	4.0	0.45	-40°F	+250°F	Acid-Chemical	27
	Mustang® Crush Resistant	200	20.0	1.36	K	P	4.0	0.45	-40°F	+250°F	Acid-Chemical	28
	Renegade™	200	30.0	1.22	L	P	4.0	0.41	-40°F	+212°F	Acid-Chemical	29
	Stallion®	200	30.0	1.29	T	P	4.0	0.52	-40°F	+300°F	Acid-Chemical	25
	Stallion® Crush Resistant	200	20.0	1.33	T	P	4.0	0.52	-40°F	+300°F	Acid-Chemical	26
	205MB Steam King®	250	20.0	1.28	P <sub>2</sub>	P <sub>2</sub>	9.0	0.49	-40°F	+450°F	Steam	144
	205MB Steam King®	250	20.0	1.27	P <sub>2</sub>	P <sub>2</sub>	9.0	0.57	-40°F	+450°F	Steam	144
	232MB Steam Queen®	250	20.0	1.27	P <sub>2</sub>	B <sub>1</sub>	9.0	0.60	-40°F	+450°F	Steam	145
	6B Dura Master®	250	20.0	1.09	B <sub>1</sub>	P	6.0	0.29	-40°F	+200°F	Air and Multi-Purpose	41
	Adapta Flex™ - UPS Shippable Reels	250	20.0	1.15	P	P	6.0	0.35	-40°F	+200°F	Air and Multi-Purpose	45
	Adapta Flex™ Black	250	20.0	1.15	P	P	6.0	0.35	-40°F	+200°F	Air and Multi-Purpose	46
	Adapta Flex™ Blue, Green & Yellow Cover	250	20.0	1.15	P	P	6.0	0.35	-40°F	+200°F	Air and Multi-Purpose	47
	Adapta Flex™ Red	250	20.0	1.11	P	P	6.0	0.35	-40°F	+200°F	Air and Multi-Purpose	43
	Adapta Flex™ Red	250	20.0	1.15	P	P	6.0	0.35	-40°F	+200°F	Air and Multi-Purpose	43
	Adapta Flex™ Red 1 Piece Reel	250	20.0	1.11	P	P	6.0	0.35	-40°F	+200°F	Air and Multi-Purpose	44
Duro Flex®	250	20.0	1.15	B <sub>1</sub>	P	5.0	0.36	-40°F	+200°F	Air and Multi-Purpose	42	
Food & Beverage Master®	250	30.0	1.22	S	P	2.0	0.42	-40°F	+230°F	Food and Beverage	55	
Hydrocarbon Drain	250	30.0	1.13	C	J	6.0	0.42	-40°F	+300°F	Air and Multi-Purpose	50	
Premo Flex®	250	20.0	1.15	C	C <sub>2</sub>	5.0	0.36	-40°F	+212°F	Air and Multi-Purpose	39	
Adapta Flex™ Blue, Green & Yellow Cover	300	15.0	1.15	P	P	6.0	0.35	-40°F	+200°F	Air and Multi-Purpose	47	





# Hose Finder

## Data Pages

Hose I.D. (In.)	Name	Rated W.P. (psi)	Suction (In. Hg.)	Hose O.D. (In.)	Tube Type	Cover Type	Min. Bend Radius (In.)	Hose Wt. (Lbs./Ft.)	Temp (°F)		Hose Categories	Catalog Page No.
									Min.	Max.		
3/4	Adapta Flex™ Blue, Green & Yellow Cover	300	15.0	1.15	P	P	6.0	0.37	-40°F	+200°F	Air and Multi-Purpose	47
	Adapta Flex™ Red	300	15.0	1.15	P	P	6.0	0.35	-40°F	+200°F	Air and Multi-Purpose	43
	Adapta Flex™ Red 1 Piece Reel	300	15.0	1.15	P	P	6.0	0.35	-40°F	+200°F	Air and Multi-Purpose	44
	Duro Flex®	300	20.0	1.15	B <sub>1</sub>	P	5.0	0.36	-40°F	+200°F	Air and Multi-Purpose	42
	LOL (Lock-On Hose)	300	15.0	1.06	C	C <sub>2</sub>	7.0	0.24	-40°F	+212°F	Air and Multi-Purpose	37
	Ohmega® (Pot Room)	300	20.0	1.16	P	P	6.0	0.36	-20°F	+150°F	Air and Multi-Purpose	53
	Premo Flex® AR	300	20.0	1.19	C	C <sub>4</sub>	5.0	0.40	-40°F	+212°F	Air and Multi-Purpose	40
	Tufflex® Plus	300	15.0	1.07	G <sub>1</sub>	G <sub>1</sub>	2.5	0.29	-15°F	+150°F	Air and Multi-Purpose	48
	119B Plant Master®	315	20.0	1.09	C	A	6.0	0.29	-40°F	+212°F	Air and Multi-Purpose	35
	19B Plant Master®	315	20.0	1.09	C	C <sub>2</sub>	6.0	0.29	-40°F	+212°F	Air and Multi-Purpose	34
	6B Dura Master®	315	20.0	1.19	B <sub>1</sub>	P	6.0	0.40	-40°F	+200°F	Air and Multi-Purpose	41
	Premo Flex®	315	20.0	1.19	C	C <sub>2</sub>	5.0	0.40	-40°F	+212°F	Air and Multi-Purpose	39
	Diesel Exhaust Fluid	350	15.0	1.13	P	P	4.0	0.27	-40°F	+212°F	Air and Multi-Purpose	49
	LP350X (Butane-Propane)	350	20.0	1.23	C	A	6.0	0.44	-40°F	+180°F	Petroleum Transfer	133
	119B Plant Master®	500	20.0	1.19	C	A	6.0	0.42	-40°F	+212°F	Air and Multi-Purpose	35
	18MB Air Drill	500	25.0	1.28	A	C <sub>2</sub>	6.0	0.41	-30°F	+212°F	Mining	95
	19B Plant Master®	500	20.0	1.19	C	C <sub>2</sub>	6.0	0.38	-40°F	+212°F	Air and Multi-Purpose	34
	500 MP Air Drill	500	25.0	1.11	C	D <sub>3</sub>	6.0	0.41	-22°F	+180°F	Mining	96
	500 MP Air Drill	500	25.0	1.11	C	C <sub>2</sub>	6.0	0.41	-22°F	+180°F	Mining	96
	Terminator®	501	15.0	1.22	C	C <sub>4</sub>	6.0	0.42	-40°F	+212°F	Air and Multi-Purpose	36
Terminator®	501	15.0	1.22	C	C <sub>4</sub>	6.0	0.45	-40°F	+212°F	Air and Multi-Purpose	36	
Thermo AG® 570 (Ag Spray)	570	25.0	1.08	G	G	6.0	0.27	-10°F	+130°F	Acid-Chemical	31	
77B (Paint Spray and Chemical)	750	25.0	1.16	Z	A	6.0	0.35	-40°F	+150°F	Acid-Chemical	33	
Thermo AG® 800 (Ag Spray)	800	25.0	1.14	G	G	6.0	0.30	-10°F	+130°F	Acid-Chemical	32	
1000 MP/Mine Spray	1000	25.0	1.10	P	C <sub>2</sub>	8.0	0.43	-40°F	+212°F	Mining	92	
Cyclone®	1000	30.0	1.20	C <sub>2</sub>	C <sub>2</sub>	6.0	0.41	-40°F	+212°F	Pressure Washer	140	
7/8	63SB (Air & Vapor Duct)	10	5.0	1.06	A	A	1.0	0.17	-30°F	+250°F	Air and Multi-Purpose	51
	75W (Standard Wall Coolant)	75	7.0	1.25	P	P	7.0	0.39	-40°F	+257°F	Marine	70
	Engine Coolant (Silicone)	110	—	1.24	MQ	MQ	—	0.35	-65°F	+347°F	Marine	74
	Engine Coolant (Oil Resistant - Softwall)	150	—	1.30	C	A	7.0	0.38	-40°F	+212°F	Marine	72
	76W (Heavy Wall Coolant)	175	15.0	1.38	P	P	7.0	0.58	-40°F	+257°F	Marine	71
	C5M Fuel Line (USCG Type A)	500	20.0	1.23	C	C <sub>2</sub>	3.5	0.51	-4°F	+212°F	Marine	79
1	63SB (Air & Vapor Duct)	10	5.0	1.19	A	A	1.0	0.20	-30°F	+250°F	Air and Multi-Purpose	51
	163SB (Air & Vapor Duct - Heavy Duty)	20	15.0	1.25	A	A	1.0	0.26	-30°F	+250°F	Air and Multi-Purpose	52
	Master-Flex® 101CL	35	28.0	1.26	G	—	2.0	0.14	-10°F	+130°F	Water	154
	Master-Flex® 201CR	40	28.0	1.26	G	G	2.0	0.14	-10°F	+130°F	Food and Beverage	65
	770SB	50	20.0	1.39	D <sub>3</sub>	D	5.0	0.49	-40°F	+150°F	Material Handling	88
	Heater Hose	75	25.0	1.34	P	P	7.0	0.40	-40°F	+257°F	Marine	75
	Master-Flex® 300 EPDM	80	28.0	1.34	P	G	4.0	0.23	-30°F	+140°F	Material Handling	90
	Engine Coolant (Silicone)	90	—	1.37	MQ	MQ	—	0.40	-65°F	+347°F	Marine	74
	Master-Flex® 100GR	90	28.0	1.27	G	G	3.0	0.27	-10°F	+130°F	Water	153
	Master-Flex® 101CL	90	28.0	1.27	G	—	3.0	0.27	-10°F	+130°F	Water	154
	4684CF (Wet Exhaust - Corrugated)	100	25.0	1.44	C	A	3.0	0.51	-40°F	+212°F	Marine	78
	Engine Coolant (Wire Inserted - Hardwall)	100	25.0	1.46	P	P	2	2.50	-40°F	+257°F	Marine	73
	Master-Flex® 200CL	100	28.0	1.29	G	G	3.0	0.30	-10°F	+130°F	Food and Beverage	64
	Tufflex® Food	125	—	1.31	G	G	—	0.32	-10°F	+130°F	Food and Beverage	67
	Engine Coolant (Oil Resistant - Softwall)	135	—	1.42	C	A	8.0	0.43	-40°F	+212°F	Marine	72
75W (Standard Wall Coolant)	140	7.0	1.38	P	P	8.0	0.42	-40°F	+257°F	Marine	70	



# Hose Finder

## Data Pages

Hose I.D. (In.)	Name	Rated W.P. (psi)	Suction (In. Hg.)	Hose O.D. (In.)	Tube Type	Cover Type	Min. Bend Radius (In.)	Hose Wt. (Lbs./Ft.)	Temp (°F)		Hose Categories	Catalog Page No.
									Min.	Max.		
1	429W (Sand Blast)	150	5.0	1.63	D <sub>3</sub>	D	12.0	0.70	-40°F	+150°F	Material Handling	89
	429W (Sand Blast)	150	5.0	1.87	D <sub>3</sub>	D	12.0	0.96	-40°F	+150°F	Material Handling	89
	Adapta Flex™ Black	150	10.0	1.40	P	P	8.0	0.48	-40°F	+200°F	Air and Multi-Purpose	46
	Adapta Flex™ Red	150	10.0	1.39	P	P	8.0	0.48	-40°F	+200°F	Air and Multi-Purpose	43
	Barracuda®	150	30.0	1.33	P	P	5.0	0.39	-40°F	+180°F	Water	147
	Blacksnake® (Curb Pump - Hardwall)	150	30.0	1.38	C	J	8.0	0.57	-40°F	+120°F	Petroleum Transfer	135
	Colt®	150	30.0	1.52	P	P	3.5	0.61	-40°F	+250°F	Acid-Chemical	30
	Creamery/Paper Mill Washdown	150	15.0	1.50	D	D	8.0	33.50	-20°F	+180°F	Pressure Washer	141
	Food Master® Lite™	150	30.0	1.58	C <sub>2</sub>	C <sub>2</sub>	3.0	0.79	-40°F	+230°F	Food and Beverage	58
	Longhorn®	150	30.0	1.50	C	A	3.0	0.54	-40°F	+180°F	Petroleum Transfer	118
	Longhorn® AF (Alternative Fuel)	150	30.0	1.50	C	C <sub>2</sub>	3.0	0.59	-30°F	+180°F	Petroleum Transfer	119
	Longhorn® MegaFlex®	150	30.0	1.41	C	A	1.0	0.46	-40°F	+180°F	Petroleum Transfer	120
	Shark®	150	30.0	1.45	P	D	5.0	0.53	-40°F	+180°F	Water	146
	Super-Vac™	150	30.0	1.42	C	D	3.0	0.52	-40°F	+180°F	Petroleum Transfer	125
	76W (Heavy Wall Coolant)	175	10.0	1.50	P	P	8.0	0.62	-40°F	+257°F	Marine	71
	Adapta Flex™ - UPS Shippable Reels	200	10.0	1.40	P	P	8.0	0.45	-40°F	+200°F	Air and Multi-Purpose	45
	Adapta Flex™ - UPS Shippable Reels	200	10.0	1.40	P	P	8.0	0.48	-40°F	+200°F	Air and Multi-Purpose	45
	Adapta Flex™ Black	200	10.0	1.40	P	P	8.0	0.48	-40°F	+200°F	Air and Multi-Purpose	46
	Adapta Flex™ Red	200	10.0	1.39	P	P	8.0	0.48	-40°F	+200°F	Air and Multi-Purpose	43
	Creamery/Paper Mill Washdown	200	15.0	1.52	P	P	8.0	0.65	-40°F	+212°F	Pressure Washer	141
	Fuel Oil Delivery	200	10.0	1.50	C	C <sub>4</sub>	8.0	0.58	-40°F	+180°F	Petroleum Transfer	131
	Mustang®	200	30.0	1.50	K	P	5.0	0.56	-40°F	+250°F	Acid-Chemical	27
	Mustang® Crush Resistant	200	20.0	1.61	K	P	5.0	0.56	-40°F	+250°F	Acid-Chemical	28
	Renegade™	200	30.0	1.47	L	P	5.0	0.51	-40°F	+212°F	Acid-Chemical	29
	Stallion®	200	30.0	1.56	T	P	5.0	0.63	-40°F	+300°F	Acid-Chemical	25
	Stallion® Crush Resistant	200	20.0	1.58	T	P	5.0	0.63	-40°F	+300°F	Acid-Chemical	26
	Tufflex® Plus	200	15.0	1.44	G <sub>1</sub>	G <sub>1</sub>	3.5	0.44	-15°F	+150°F	Air and Multi-Purpose	48
	205MB Steam King®	250	20.0	1.52	P <sub>2</sub>	P <sub>2</sub>	11.0	0.70	-40°F	+450°F	Steam	144
	205MB Steam King®	250	20.0	1.63	P <sub>2</sub>	P <sub>2</sub>	11.0	0.78	-40°F	+450°F	Steam	144
	232MB Steam Queen®	250	20.0	1.52	P <sub>2</sub>	B <sub>1</sub>	11.0	0.73	-40°F	+450°F	Steam	145
	6B Dura Master®	250	10.0	1.38	B <sub>1</sub>	P	8.0	0.42	-40°F	+200°F	Air and Multi-Purpose	41
	Cellar Master®	250	30.0	1.48	S	P	3.0	0.52	-40°F	+230°F	Food and Beverage	56
	Duro Flex®	250	10.0	1.47	B <sub>1</sub>	P	8.0	0.54	-40°F	+200°F	Air and Multi-Purpose	42
	Food & Beverage Master®	250	30.0	1.48	S	P	3.0	0.52	-40°F	+230°F	Food and Beverage	55
	Premo Flex®	250	10.0	1.47	C	C <sub>2</sub>	8.0	0.54	-40°F	+212°F	Air and Multi-Purpose	39
	Adapta Flex™ Red	300	10.0	1.47	P	P	8.0	0.54	-40°F	+200°F	Air and Multi-Purpose	43
	Aquarius® Potable Water	300	15.0	1.53	D <sub>2</sub>	P	10.0	0.56	-40°F	+150°F	Food and Beverage	60
	Premo Flex® AR	300	10.0	1.50	C	C <sub>4</sub>	8.0	0.59	-40°F	+212°F	Air and Multi-Purpose	40
	119B Plant Master®	315	10.0	1.38	C	A	8.0	0.46	-40°F	+212°F	Air and Multi-Purpose	35
	19B Plant Master®	315	10.0	1.38	C	C <sub>2</sub>	8.0	0.41	-40°F	+212°F	Air and Multi-Purpose	34
	6B Dura Master®	315	20.0	1.50	B <sub>1</sub>	P	8.0	0.59	-40°F	+200°F	Air and Multi-Purpose	41
	Diesel Exhaust Fluid	350	10.0	1.36	P	P	6.0	0.41	-40°F	+212°F	Air and Multi-Purpose	49
	LP350X (Butane-Propane)	350	15.0	1.51	C	A	8.0	0.60	-40°F	+180°F	Petroleum Transfer	133
	LP350X (Butane-Propane)	350	15.0	1.51	C	A	8.0	0.66	-40°F	+180°F	Petroleum Transfer	133
	119B Plant Master®	500	20.0	1.50	C	A	8.0	0.62	-40°F	+212°F	Air and Multi-Purpose	35
	18MB Air Drill	500	25.0	1.55	A	C <sub>2</sub>	8.0	0.80	-30°F	+212°F	Mining	95
	19B Plant Master®	500	20.0	1.50	C	C <sub>2</sub>	8.0	0.55	-40°F	+212°F	Air and Multi-Purpose	34
	500 MP Air Drill	500	25.0	1.45	C	C <sub>2</sub>	8.0	0.65	-22°F	+180°F	Mining	96





# Hose Finder

## Data Pages

Hose I.D. (In.)	Name	Rated W.P. (psi)	Suction (In. Hg.)	Hose O.D. (In.)	Tube Type	Cover Type	Min. Bend Radius (In.)	Hose Wt. (Lbs./Ft.)	Temp (°F)		Hose Categories	Catalog Page No.
									Min.	Max.		
1	500 MP Air Drill Terminator®	500	25.0	1.45	C	D <sub>3</sub>	8.0	0.66	-22°F	+180°F	Mining	96
	1000 MP/Mine Spray	501	10.0	1.51	C	C <sub>4</sub>	8.0	0.57	-40°F	+212°F	Air and Multi-Purpose	36
	16 EFBOP Blow-Out Preventer	1000	25.0	1.42	P	C <sub>2</sub>	11.0	0.66	-40°F	+212°F	Mining	92
	Powerbraid® Plus (Slim Hole Rotary)	5000	—	1.53	C	A	12.0	1.49	-40°F	+250°F	Oilfield	113
	16 EFBOP Blow-Out Preventer	5000	—	1.53	C	A	12.0	1.49	-40°F	+180°F	Oilfield	112
	16 EFBOP Blow-Out Preventer	6000	—	1.53	C	A	12.0	1.49	-40°F	+250°F	Oilfield	113
1 1/8	Engine Coolant (Silicone)	90	—	1.50	MQ	MQ	—	0.44	-65°F	+347°F	Marine	74
	4684CF (Wet Exhaust - Corrugated)	100	25.0	1.56	C	A	4.0	0.56	-40°F	+212°F	Marine	78
	Engine Coolant (Wire Inserted - Hardwall)	100	25.0	1.58	P	P	2.5	5.30	-40°F	+257°F	Marine	73
	Wet Exhaust (Hardwall)	100	25.0	1.50	P	P	2.5	7.31	-40°F	+257°F	Marine	77
	Wet Exhaust (Softwall)	100	—	1.40	P	P	—	5.59	-40°F	+257°F	Marine	76
	75W (Standard Wall Coolant)	125	6.0	1.50	P	P	8.0	0.47	-40°F	+257°F	Marine	70
	Engine Coolant (Oil Resistant - Softwall)	135	—	1.55	C	A	8.0	0.48	-40°F	+212°F	Marine	72
	76W (Heavy Wall Coolant)	175	10.0	1.63	P	P	8.0	0.68	-40°F	+257°F	Marine	71
1 1/4	63SB (Air & Vapor Duct)	10	5.0	1.44	A	A	1.0	0.22	-30°F	+250°F	Air and Multi-Purpose	51
	163SB (Air & Vapor Duct - Heavy Duty)	20	15.0	1.50	A	A	1.0	0.34	-30°F	+250°F	Air and Multi-Purpose	52
	770SB	50	20.0	1.64	D <sub>3</sub>	D	5.0	0.59	-40°F	+150°F	Material Handling	88
	Master-Flex® 101CL	50	28.0	1.61	G	—	3.0	0.31	-10°F	+130°F	Water	154
	Master-Flex® 201CR	50	28.0	1.61	G	G	3.0	0.28	-10°F	+130°F	Food and Beverage	65
	Master-Flex® 300 EPDM	70	28.0	1.61	P	G	5.0	0.30	-30°F	+140°F	Material Handling	90
	Engine Coolant (Silicone)	85	—	1.63	MQ	MQ	—	0.48	-65°F	+347°F	Marine	74
	Master-Flex® 100GR	90	28.0	1.53	G	G	4.0	0.36	-10°F	+130°F	Water	153
	Master-Flex® 101CL	90	28.0	1.53	G	—	4.0	0.34	-10°F	+130°F	Water	154
	Master-Flex® 200CL	90	28.0	1.56	G	G	4.0	0.38	-10°F	+130°F	Food and Beverage	64
	4684CF (Wet Exhaust - Corrugated)	100	25.0	1.69	C	A	4.0	0.61	-40°F	+212°F	Marine	78
	75W (Standard Wall Coolant)	100	5.0	1.63	P	P	12.0	0.51	-40°F	+257°F	Marine	70
	Engine Coolant (Wire Inserted - Hardwall)	100	25.0	1.71	P	P	2.5	3.13	-40°F	+257°F	Marine	73
	Rock Dust	100	30.0	1.67	D	C <sub>2</sub>	6.0	0.56	-40°F	+180°F	Mining	97
	Tufflex® Food	100	—	1.75	G	G	—	0.63	-10°F	+130°F	Food and Beverage	67
	Wet Exhaust (Hardwall)	100	25.0	1.63	P	P	2.5	7.92	-40°F	+257°F	Marine	77
	Wet Exhaust (Softwall)	100	—	1.53	P	P	—	6.07	-40°F	+257°F	Marine	76
	76W (Heavy Wall Coolant)	125	10.0	1.74	P	P	12.0	0.70	-40°F	+257°F	Marine	71
	Engine Coolant (Oil Resistant - Softwall)	135	—	1.67	C	A	10.0	0.51	-40°F	+212°F	Marine	72
	429W (Sand Blast)	150	5.0	2.16	D <sub>3</sub>	D	12.0	1.12	-40°F	+150°F	Material Handling	89
	Barracuda®	150	30.0	1.61	P	P	5.0	0.51	-40°F	+180°F	Water	147
	Colt®	150	30.0	1.79	P	P	4.0	0.77	-40°F	+250°F	Acid-Chemical	30
	Creamery/Paper Mill Washdown	150	15.0	1.75	D	D	10.0	39.50	-20°F	+180°F	Pressure Washer	141
	Dolphin®	150	—	1.53	P	P	—	0.37	-40°F	+180°F	Water	151
	Longhorn®	150	30.0	1.75	C	A	4.0	0.71	-40°F	+180°F	Petroleum Transfer	118
	Longhorn® AF (Alternative Fuel)	150	30.0	1.75	C	C <sub>2</sub>	4.0	0.70	-30°F	+180°F	Petroleum Transfer	119
	Shark®	150	30.0	1.71	P	D	6.0	0.68	-40°F	+180°F	Water	146
	Super-Vac™	150	30.0	1.68	C	D	3.0	0.67	-40°F	+180°F	Petroleum Transfer	125
	Fuel Oil Delivery	200	10.0	1.75	C	C <sub>4</sub>	10.0	0.75	-40°F	+180°F	Petroleum Transfer	131
	Mustang®	200	30.0	1.75	K	P	6.0	0.70	-40°F	+250°F	Acid-Chemical	27
	Renegade™	200	30.0	1.72	L	P	6.0	0.60	-40°F	+212°F	Acid-Chemical	29
	Stallion®	200	30.0	1.80	T	P	7.0	0.74	-40°F	+300°F	Acid-Chemical	25
	205MB Steam King®	250	20.0	1.81	P <sub>2</sub>	P <sub>2</sub>	16.0	0.90	-40°F	+450°F	Steam	144
	Adapta Flex™ Black	250	10.0	1.73	P	P	10.0	0.68	-40°F	+200°F	Air and Multi-Purpose	46



# Hose Finder

## Data Pages

Hose I.D. (In.)	Name	Rated W.P. (psi)	Suction (In. Hg.)	Hose O.D. (In.)	Tube Type	Cover Type	Min. Bend Radius (In.)	Hose Wt. (Lbs./Ft.)	Temp (°F)		Hose Categories	Catalog Page No.
									Min.	Max.		
1 1/4	Duro Flex®	250	10.0	1.73	B <sub>1</sub>	P	10.0	0.67	-40°F	+200°F	Air and Multi-Purpose	42
	Premo Flex®	250	10.0	1.75	C	C <sub>2</sub>	10.0	0.67	-40°F	+212°F	Air and Multi-Purpose	39
	LP350 (Butane-Propane)	350	10.0	1.85	C	A	10.0	0.98	-40°F	+180°F	Petroleum Transfer	132
	18MB Air Drill	500	15.0	1.80	A	C <sub>2</sub>	10.0	1.02	-30°F	+212°F	Mining	95
	500 MP Air Drill	500	15.0	1.74	C	C <sub>2</sub>	10.0	0.85	-22°F	+180°F	Mining	96
	500 MP Air Drill	500	15.0	1.74	C	D <sub>3</sub>	10.0	0.86	-22°F	+180°F	Mining	96
	Terminator®	501	10.0	1.78	C	C <sub>4</sub>	10.0	0.73	-40°F	+212°F	Air and Multi-Purpose	36
	1000 MP/Mine Spray	1000	20.0	1.69	P	C <sub>2</sub>	16.0	0.81	-40°F	+212°F	Mining	92
	Powerbraid® Plus (Slim Hole Rotary)	5000	—	1.97	C	A	16.5	2.67	-40°F	+180°F	Oilfield	112
1 3/8	63SB (Air & Vapor Duct)	10	5.0	1.52	A	A	1.5	0.24	-30°F	+250°F	Air and Multi-Purpose	51
	163SB (Air & Vapor Duct - Heavy Duty)	15	15.0	1.63	A	A	1.5	0.44	-30°F	+250°F	Air and Multi-Purpose	52
	4663K (Fuel Fill - Corrugated)	20	30.0	1.63	C	A	5.0	0.38	-40°F	+212°F	Marine	83
	4684CF (Wet Exhaust - Corrugated)	85	25.0	1.81	C	A	4.0	0.66	-40°F	+212°F	Marine	78
	Engine Coolant (Silicone)	85	—	1.75	MQ	MQ	—	0.52	-65°F	+347°F	Marine	74
	Engine Coolant (Wire Inserted - Hardwall)	85	25.0	1.83	P	P	3	3.25	-40°F	+257°F	Marine	73
	75W (Standard Wall Coolant)	100	4.0	1.75	P	P	12.0	0.56	-40°F	+257°F	Marine	70
	Engine Coolant (Oil Resistant - Softwall)	100	—	1.80	C	A	12.0	0.56	-40°F	+212°F	Marine	72
	Wet Exhaust (Hardwall)	100	25.0	1.75	P	P	3.0	8.55	-40°F	+257°F	Marine	77
	Wet Exhaust (Softwall)	100	—	1.69	P	P	—	6.58	-40°F	+257°F	Marine	76
	76W (Heavy Wall Coolant)	110	10.0	1.88	P	P	12.0	0.76	-40°F	+257°F	Marine	71
Fuel Oil Delivery	200	10.0	1.87	C	C <sub>4</sub>	10.0	0.86	-40°F	+180°F	Petroleum Transfer	131	
1 1/2	Master-Flex® Vapor Recovery	5	—	1.88	U	G	1.5	0.36	-30°F	+140°F	Petroleum Transfer	130
	63SB (Air & Vapor Duct)	10	5.0	1.69	A	A	1.5	0.26	-30°F	+250°F	Air and Multi-Purpose	51
	163SB (Air & Vapor Duct - Heavy Duty)	15	15.0	1.75	A	A	1.5	0.48	-30°F	+250°F	Air and Multi-Purpose	52
	4663K (Fuel Fill - Corrugated)	20	30.0	1.77	C	A	5.0	0.41	-40°F	+212°F	Marine	83
	Master-Flex® 400	40	28.0	1.88	C	G	3.0	0.38	-30°F	+140°F	Material Handling	91
	770SB	50	20.0	1.89	D <sub>3</sub>	D	6.0	0.68	-40°F	+150°F	Material Handling	88
	Master-Flex® 101CL	50	28.0	1.86	G	—	3.0	0.37	-10°F	+130°F	Water	154
	Master-Flex® 201CR	50	28.0	1.82	G	G	3.0	0.37	-10°F	+130°F	Food and Beverage	65
	Master-Flex® 300 EPDM	60	28.0	1.96	P	G	6.0	0.49	-30°F	+140°F	Material Handling	90
	Master-Flex® 500	75	—	1.67	G	G	—	0.17	+25°F	+120°F	Water	152
	Tufflex® Food	75	—	2.00	G	G	—	0.74	-10°F	+130°F	Food and Beverage	67
	4684CF (Wet Exhaust - Corrugated)	85	25.0	1.94	C	A	4.0	0.70	-40°F	+212°F	Marine	78
	Engine Coolant (Silicone)	85	—	1.88	MQ	MQ	—	0.57	-65°F	+347°F	Marine	74
	Engine Coolant (Wire Inserted - Hardwall)	85	20.0	1.96	P	P	3.5	3.62	-40°F	+257°F	Marine	73
	Master-Flex® 100GR	90	28.0	1.82	G	G	5.0	0.47	-10°F	+130°F	Water	153
	Master-Flex® 101CL	90	28.0	1.82	G	—	5.0	0.47	-10°F	+130°F	Water	154
	Master-Flex® 200CL	90	28.0	1.84	G	G	5.0	0.48	-10°F	+130°F	Food and Beverage	64
	75W (Standard Wall Coolant)	100	3.0	1.88	P	P	12.0	0.60	-40°F	+257°F	Marine	70
	Engine Coolant (Oil Resistant - Softwall)	100	—	1.92	C	A	12.0	0.60	-40°F	+212°F	Marine	72
	Rock Dust	100	30.0	1.92	D	C <sub>2</sub>	8.0	0.66	-40°F	+180°F	Mining	97
	Wet Exhaust (Hardwall)	100	20.0	1.88	P	P	3.5	9.19	-40°F	+257°F	Marine	77
	Wet Exhaust (Softwall)	100	—	1.78	P	P	—	7.12	-40°F	+257°F	Marine	76
	76W (Heavy Wall Coolant)	112	10.0	2.00	P	P	12.0	0.81	-40°F	+257°F	Marine	71
	Hot Air Blower	130	30.0	2.08	P	P	8.0	0.89	-40°F	+350°F	Material Handling	87
	429W (Sand Blast)	135	5.0	2.37	D <sub>3</sub>	D	18.0	1.56	-40°F	+150°F	Material Handling	89
	690SB (Bulk Commodity)	150	30.0	2.23	D <sub>2</sub>	D <sub>3</sub>	10.0	1.24	-40°F	+150°F	Food and Beverage	61
	692SB (Bulk Commodity)	150	30.0	2.07	C	P	9.0	1.09	-40°F	+180°F	Food and Beverage	62







# Hose Finder

## Data Pages

Hose I.D. (In.)	Name	Rated W.P. (psi)	Suction (In. Hg.)	Hose O.D. (In.)	Tube Type	Cover Type	Min. Bend Radius (In.)	Hose Wt. (Lbs./Ft.)	Temp (°F)		Hose Categories	Catalog Page No.
									Min.	Max.		
1 1/2	Barracuda®	150	30.0	1.86	P	P	6.0	0.60	-40°F	+180°F	Water	147
	Cellar Master® Light	150	30.0	2.00	S	P	6.0	0.65	-40°F	+212°F	Food and Beverage	57
	Colt®	150	30.0	2.04	P	P	5.0	0.89	-40°F	+250°F	Acid-Chemical	30
	Dolphin®	150	—	1.78	P	P	—	0.43	-40°F	+180°F	Water	151
	Food Master® Lite™	150	30.0	2.10	C <sub>2</sub>	C <sub>2</sub>	4.5	1.15	-40°F	+230°F	Food and Beverage	58
	Longhorn®	150	30.0	2.02	C	A	4.0	1.05	-40°F	+180°F	Petroleum Transfer	118
	Longhorn® AF (Alternative Fuel)	150	30.0	2.02	C	C <sub>2</sub>	4.0	0.87	-30°F	+180°F	Petroleum Transfer	119
	Longhorn® MegaFlex®	150	30.0	1.90	C	A	1.5	0.65	-40°F	+180°F	Petroleum Transfer	120
	Marlin®	150	—	1.82	P	D	12.0	0.47	-40°F	+180°F	Water	150
	Marlin®	150	—	1.90	P	D	12.0	0.63	-40°F	+180°F	Water	150
	Sani-Pure™	150	—	2.07	C <sub>2</sub>	C <sub>2</sub>	18.0	0.97	-40°F	+230°F	Food and Beverage	59
	Shark®	150	30.0	1.96	P	D	8.0	0.79	-40°F	+180°F	Water	146
	Steelhead®	150	—	1.98	D	D	12.0	0.70	-40°F	+150°F	Water	149
	Super-Vac™	150	30.0	1.97	C	D	3.0	0.77	-40°F	+180°F	Petroleum Transfer	125
	Fuel Oil Delivery	200	10.0	2.08	C	C <sub>2</sub>	12.0	0.95	-40°F	+180°F	Petroleum Transfer	131
	Mustang®	200	30.0	2.04	K	P	8.0	0.87	-40°F	+250°F	Acid-Chemical	27
	Mustang® Crush Resistant	200	20.0	2.13	K	P	8.0	0.87	-40°F	+250°F	Acid-Chemical	28
	Renegade™	200	30.0	2.00	L	P	8.0	0.78	-40°F	+212°F	Acid-Chemical	29
	Stallion®	200	30.0	2.05	T	P	8.0	0.93	-40°F	+300°F	Acid-Chemical	25
	Stallion® Crush Resistant	200	20.0	2.08	T	P	8.0	0.93	-40°F	+300°F	Acid-Chemical	26
	205MB Steam King®	250	10.0	2.14	P <sub>2</sub>	P <sub>2</sub>	20.0	1.21	-40°F	+450°F	Steam	144
	232MB Steam Queen®	250	10.0	2.18	P <sub>2</sub>	B <sub>1</sub>	20.0	1.24	-40°F	+450°F	Steam	145
	Adapta Flex™ Black	250	10.0	1.98	P	P	12.0	0.85	-40°F	+200°F	Air and Multi-Purpose	46
	Cellar Master®	250	30.0	2.07	S	P	4.5	0.97	-40°F	+230°F	Food and Beverage	56
	Duro Flex®	250	10.0	1.98	B <sub>1</sub>	P	12.0	0.79	-40°F	+200°F	Air and Multi-Purpose	42
	Food & Beverage Master®	250	30.0	2.07	S	P	4.5	0.90	-40°F	+230°F	Food and Beverage	55
	Premo Flex®	250	10.0	2.00	C	C <sub>2</sub>	12.0	0.85	-40°F	+212°F	Air and Multi-Purpose	39
	LP350 (Butane-Propane)	350	10.0	2.25	A	A	12.0	1.26	-40°F	+180°F	Petroleum Transfer	132
	18MB Air Drill	500	15.0	2.21	A	D <sub>3</sub>	12.0	1.42	-30°F	+212°F	Mining	95
	500 MP Air Drill	500	15.0	1.99	C	D <sub>3</sub>	12.0	1.00	-22°F	+180°F	Mining	96
500 MP Air Drill	500	15.0	1.99	C	C <sub>2</sub>	12.0	1.00	-22°F	+180°F	Mining	96	
Terminator®	501	10.0	2.09	C	C <sub>4</sub>	12.0	0.96	-40°F	+212°F	Air and Multi-Purpose	36	
Scorpion™	600	—	2.02	J	J	12.0	1.13	-40°F	+300°F	Mining	94	
1000 MP/Mine Spray	1000	15.0	1.92	P	C <sub>2</sub>	18.0	1.07	-40°F	+212°F	Mining	92	
Powerbraid® Plus (Slim Hole Rotary)	5000	—	2.26	A	A	20.0	3.33	-40°F	+180°F	Oilfield	112	
1 5/8	63SB (Air & Vapor Duct)	10	5.0	1.81	A	A	2.0	0.28	-30°F	+250°F	Air and Multi-Purpose	51
	163SB (Air & Vapor Duct - Heavy Duty)	15	15.0	1.88	A	A	1.8	0.51	-30°F	+250°F	Air and Multi-Purpose	52
	4663K (Fuel Fill - Corrugated)	20	30.0	1.90	C	A	5.5	0.44	-40°F	+212°F	Marine	83
	4684CF (Wet Exhaust - Corrugated)	75	20.0	2.06	C	A	5.0	0.75	-40°F	+212°F	Marine	78
	Engine Coolant (Wire Inserted - Hardwall)	75	20.0	2.08	P	P	3.5	3.88	-40°F	+257°F	Marine	73
	Engine Coolant (Silicone)	80	—	2.00	MQ	MQ	—	0.61	-65°F	+347°F	Marine	74
	Engine Coolant (Oil Resistant - Softwall)	85	—	2.05	C	A	15.0	0.63	-40°F	+212°F	Marine	72
	75W (Standard Wall Coolant)	90	2.0	2.00	P	P	15.0	0.63	-40°F	+257°F	Marine	70
	Wet Exhaust (Hardwall)	100	20.0	2.00	P	P	3.5	9.69	-40°F	+257°F	Marine	77
	Wet Exhaust (Softwall)	100	—	1.91	P	P	—	7.63	-40°F	+257°F	Marine	76
	76W (Heavy Wall Coolant)	106	7.0	2.13	P	P	14.0	0.87	-40°F	+257°F	Marine	71
Steelhead®	150	—	2.10	D	D	15.0	0.74	-40°F	+150°F	Water	149	
1 3/4	63SB (Air & Vapor Duct)	10	5.0	1.94	A	A	2.0	0.30	-30°F	+250°F	Air and Multi-Purpose	51



# Hose Finder

## Data Pages

Hose I.D. (In.)	Name	Rated W.P. (psi)	Suction (In. Hg.)	Hose O.D. (In.)	Tube Type	Cover Type	Min. Bend Radius (In.)	Hose Wt. (Lbs./Ft.)	Temp (°F)		Hose Categories	Catalog Page No.
									Min.	Max.		
1 3/4	163SB (Air & Vapor Duct - Heavy Duty)	15	15.0	2.00	A	A	1.8	0.54	-30°F	+250°F	Air and Multi-Purpose	52
	4663K (Fuel Fill - Corrugated)	20	30.0	2.02	C	A	6.0	0.47	-40°F	+212°F	Marine	83
	4684CF (Wet Exhaust - Corrugated)	75	20.0	2.19	C	A	5.0	0.80	-40°F	+212°F	Marine	78
	75W (Standard Wall Coolant)	75	1.0	2.13	P	P	15.0	0.67	-40°F	+257°F	Marine	70
	Engine Coolant (Oil Resistant - Softwall)	75	—	2.17	C	A	15.0	0.68	-40°F	+212°F	Marine	72
	Engine Coolant (Wire Inserted - Hardwall)	75	20.0	2.21	P	P	4	5.07	-40°F	+257°F	Marine	73
	Engine Coolant (Silicone)	80	—	2.13	MQ	MQ	—	0.65	-65°F	+347°F	Marine	74
	76W (Heavy Wall Coolant)	100	5.0	2.25	P	P	15.0	0.93	-40°F	+257°F	Marine	71
	Wet Exhaust (Hardwall)	100	20.0	2.12	P	P	4.0	10.46	-40°F	+257°F	Marine	77
Wet Exhaust (Softwall)	100	—	2.03	P	P	—	8.15	-40°F	+257°F	Marine	76	
1 7/8	63SB (Air & Vapor Duct)	10	5.0	2.06	A	A	2.0	0.32	-30°F	+250°F	Air and Multi-Purpose	51
	163SB (Air & Vapor Duct - Heavy Duty)	15	15.0	2.13	A	A	1.8	0.58	-30°F	+250°F	Air and Multi-Purpose	52
	4663K (Fuel Fill - Corrugated)	20	30.0	2.14	C	A	6.0	0.50	-40°F	+212°F	Marine	83
	4684CF (Wet Exhaust - Corrugated)	60	20.0	2.31	C	A	5.0	0.85	-40°F	+212°F	Marine	78
	Engine Coolant (Wire Inserted - Hardwall)	60	20.0	2.33	P	P	4.5	5.24	-40°F	+257°F	Marine	73
	75W (Standard Wall Coolant)	75	—	2.25	P	P	—	0.72	-40°F	+257°F	Marine	70
	Engine Coolant (Oil Resistant - Softwall)	75	—	2.30	C	A	—	0.73	-40°F	+212°F	Marine	72
	76W (Heavy Wall Coolant)	94	4.0	2.38	P	P	—	0.98	-40°F	+257°F	Marine	71
	Wet Exhaust (Hardwall)	100	20.0	2.24	P	P	4.5	11.09	-40°F	+257°F	Marine	77
	Wet Exhaust (Softwall)	100	—	2.19	P	P	—	8.63	-40°F	+257°F	Marine	76
Steelhead®	150	—	2.35	D	D	15.0	0.88	-40°F	+150°F	Water	149	
2	63SB (Air & Vapor Duct)	5	3.0	2.19	A	A	2.0	0.33	-30°F	+250°F	Air and Multi-Purpose	51
	Master-Flex® Vapor Recovery	5	—	2.43	U	G	2.0	0.48	-30°F	+140°F	Petroleum Transfer	130
	163SB (Air & Vapor Duct - Heavy Duty)	15	15.0	2.25	A	A	2.0	0.60	-30°F	+250°F	Air and Multi-Purpose	52
	4663K (Fuel Fill - Corrugated)	20	30.0	2.25	C	A	7.0	0.53	-40°F	+212°F	Marine	83
	Master-Flex® 400	35	28.0	2.41	C	G	4.0	0.54	-30°F	+140°F	Material Handling	91
	Master-Flex® 101CL	40	28.0	2.44	G	—	4.0	0.57	-10°F	+130°F	Water	154
	Master-Flex® 201CR	40	28.0	2.44	G	G	4.0	0.57	-10°F	+130°F	Food and Beverage	65
	Master-Flex® 202SW	40	28.0	2.37	G	G	4.0	0.58	-10°F	+130°F	Food and Beverage	66
	770SB	50	20.0	2.39	D <sub>3</sub>	D	8.0	0.75	-40°F	+150°F	Material Handling	88
	4684CF (Wet Exhaust - Corrugated)	60	20.0	2.44	C	A	5.0	0.90	-40°F	+212°F	Marine	78
	688SB (Bulk Commodity)	60	30.0	2.77	D <sub>3</sub>	D	16.0	1.74	-40°F	+150°F	Material Handling	86
	75W (Standard Wall Coolant)	60	—	2.39	P	P	—	0.76	-40°F	+257°F	Marine	70
	Engine Coolant (Oil Resistant - Softwall)	60	—	2.42	C	A	—	0.77	-40°F	+212°F	Marine	72
	Engine Coolant (Wire Inserted - Hardwall)	60	20.0	2.46	P	P	4.5	5.07	-40°F	+257°F	Marine	73
	Master-Flex® 300 EPDM	60	28.0	2.49	P	G	9.0	0.69	-30°F	+140°F	Material Handling	90
	Master-Flex® 500	65	—	2.16	G	G	—	0.21	+25°F	+120°F	Water	152
	Master-Flex® 100GR	70	28.0	2.36	G	G	6.0	0.66	-10°F	+130°F	Water	153
	Master-Flex® 101CL	70	28.0	2.36	G	—	6.0	0.66	-10°F	+130°F	Water	154
	Master-Flex® 200CL	70	28.0	2.39	G	G	6.0	0.71	-10°F	+130°F	Food and Beverage	64
	Engine Coolant (Silicone)	75	—	2.38	MQ	MQ	—	0.73	-65°F	+347°F	Marine	74
	Tufflex® Food	75	—	2.50	G	G	—	1.00	-10°F	+130°F	Food and Beverage	67
	76W (Heavy Wall Coolant)	88	3.0	2.50	P	P	—	1.00	-40°F	+257°F	Marine	71
	Maverick™	100	30.0	2.48	C	C <sub>2</sub>	4.0	1.08	-40°F	+180°F	Petroleum Transfer	124
	Maverick™	100	30.0	2.48	C	C <sub>2</sub>	4.0	1.11	-40°F	+180°F	Petroleum Transfer	124
	Rock Dust	100	30.0	2.41	D	C <sub>2</sub>	10.0	0.82	-40°F	+180°F	Mining	97
	Wet Exhaust (Hardwall)	100	20.0	2.36	P	P	5.0	11.90	-40°F	+257°F	Marine	77
	Wet Exhaust (Softwall)	100	—	2.32	P	P	—	9.18	-40°F	+257°F	Marine	76







# Hose Finder

## Data Pages

Hose I.D. (In.)	Name	Rated W.P. (psi)	Suction (In. Hg.)	Hose O.D. (In.)	Tube Type	Cover Type	Min. Bend Radius (In.)	Hose Wt. (Lbs./Ft.)	Temp (°F)		Hose Categories	Catalog Page No.
									Min.	Max.		
	429W (Sand Blast)	120	5.0	2.94	D <sub>3</sub>	D	20.0	2.00	-40°F	+150°F	Material Handling	89
	Hot Air Blower	125	30.0	2.58	P	P	9.0	1.00	-40°F	+350°F	Material Handling	87
	690SB (Bulk Commodity)	150	30.0	2.75	D <sub>2</sub>	D <sub>3</sub>	12.0	1.76	-40°F	+150°F	Food and Beverage	61
	692SB (Bulk Commodity)	150	30.0	2.60	C	P	12.0	1.40	-40°F	+180°F	Food and Beverage	62
	Arctic™ Longhorn® MegaFlex®	150	30.0	2.38	C	A	2.0	0.92	-65°F	+180°F	Petroleum Transfer	121
	Barracuda®	150	30.0	2.36	P	P	8.0	0.76	-40°F	+180°F	Water	147
	Cellar Master® Light	150	30.0	2.50	S	P	12.0	0.96	-40°F	+212°F	Food and Beverage	57
	Colt®	150	30.0	2.54	P	P	6.0	1.07	-40°F	+250°F	Acid-Chemical	30
	Dolphin®	150	—	2.32	P	P	—	0.65	-40°F	+180°F	Water	151
	Food Master® Lite™	150	30.0	2.60	C <sub>2</sub>	C <sub>2</sub>	6.0	1.50	-40°F	+230°F	Food and Beverage	58
	Longhorn®	150	30.0	2.52	C	A	5.0	1.08	-40°F	+180°F	Petroleum Transfer	118
	Longhorn®	150	30.0	2.52	C	A	6.0	1.34	-40°F	+180°F	Petroleum Transfer	118
	Longhorn® AF (Alternative Fuel)	150	30.0	2.52	C	C <sub>2</sub>	6.0	0.59	-30°F	+180°F	Petroleum Transfer	119
	Longhorn® AF (Alternative Fuel)	150	30.0	2.52	C	C <sub>2</sub>	6.0	1.10	-30°F	+180°F	Petroleum Transfer	119
	Longhorn® MegaFlex®	150	30.0	2.39	C	A	2.0	0.86	-40°F	+180°F	Petroleum Transfer	120
	Marlin®	150	—	2.33	P	D	20.0	0.65	-40°F	+180°F	Water	150
	Marlin®	150	—	2.41	P	D	20.0	0.84	-40°F	+180°F	Water	150
	Oilfield Vacuum	150	30.0	2.47	C	D	4.0	1.05	-40°F	+150°F	Oilfield	115
	Petroleum Drop 150SD MegaFlex®	150	30.0	2.45	C	C <sub>2</sub>	2.0	0.97	-30°F	+180°F	Petroleum Transfer	122
	Sani-Pure™	150	—	2.57	C <sub>2</sub>	C <sub>2</sub>	24.0	1.25	-40°F	+230°F	Food and Beverage	59
	Shark®	150	30.0	2.46	P	D	10.0	0.99	-40°F	+180°F	Water	146
	Steelhead®	150	—	2.48	D	D	20.0	0.93	-40°F	+150°F	Water	149
	Steer®	150	—	2.44	C	A	—	0.92	-40°F	+180°F	Petroleum Transfer	123
2	Super-Vac™	150	30.0	2.47	C	D	4.0	0.94	-40°F	+180°F	Petroleum Transfer	125
	Super-Vac™	150	30.0	2.47	C	D	4.0	0.99	-40°F	+180°F	Petroleum Transfer	125
	Super-Vac™ MegaFlex®	150	30.0	2.39	C	D	2.0	0.83	-40°F	+180°F	Petroleum Transfer	126
	Water Suction/Discharge	150	30.0	2.36	P	P	8.0	0.76	-40°F	+180°F	Water	148
	6B Dura Master®	200	4.0	2.56	B <sub>1</sub>	B <sub>2</sub>	16.5	1.32	-22°F	+158°F	Air and Multi-Purpose	41
	Duro Flex®	200	4.0	2.56	B <sub>1</sub>	P	16.5	0.99	-40°F	+200°F	Air and Multi-Purpose	42
	Mustang®	200	30.0	2.54	K	P	9.0	1.08	-40°F	+250°F	Acid-Chemical	27
	Mustang® Crush Resistant	200	20.0	2.63	K	P	9.0	1.08	-40°F	+250°F	Acid-Chemical	28
	Renegade™	200	30.0	2.50	L	P	9.0	1.08	-40°F	+212°F	Acid-Chemical	29
	Stallion®	200	30.0	2.55	T	P	9.0	1.14	-40°F	+300°F	Acid-Chemical	25
	Stallion® Crush Resistant	200	20.0	2.58	T	P	9.0	1.14	-40°F	+300°F	Acid-Chemical	26
	205MB Steam King®	250	10.0	2.66	P <sub>2</sub>	P <sub>2</sub>	25.0	1.57	-40°F	+450°F	Steam	144
	232MB Steam Queen®	250	10.0	2.66	P <sub>2</sub>	B <sub>1</sub>	25.0	1.80	-40°F	+450°F	Steam	145
	Cellar Master®	250	30.0	2.62	S	P	6.0	1.32	-40°F	+230°F	Food and Beverage	56
	Food & Beverage Master®	250	30.0	2.62	S	P	6.0	1.19	-40°F	+230°F	Food and Beverage	55
	Food & Beverage Master®	250	30.0	2.62	S	P	6.0	1.21	-40°F	+230°F	Food and Beverage	55
	Aquarius® Potable Water	300	10.0	2.70	D <sub>2</sub>	P	14.0	1.49	-40°F	+150°F	Food and Beverage	60
	Sea Horse® (Fuel Transfer)	300	10.0	2.66	C	A	14.0	1.78	-40°F	+180°F	Petroleum Transfer	127
	Sea Horse® HW (Fuel Transfer Suction/Discharge - Hardwall)	300	30.0	2.78	C	A	10.0	1.60	-40°F	+180°F	Petroleum Transfer	128
	LP350 (Butane-Propane)	350	10.0	2.86	A	A	14.0	1.81	-40°F	+180°F	Petroleum Transfer	132
	Oilfield Service 400D (Discharge)	400	10.0	2.70	C	A	17.0	1.51	-40°F	+180°F	Oilfield	116
	Oilfield Service 400SD (Suction and Discharge)	400	30.0	2.84	C	A	15.0	2.03	-40°F	+180°F	Oilfield	117
	18MB Air Drill	500	15.0	2.77	A	C <sub>2</sub>	14.0	1.99	-30°F	+212°F	Mining	95
	18MB Air Drill	500	15.0	2.77	A	D <sub>3</sub>	14.0	2.30	-30°F	+212°F	Mining	95
	500 MP Air Drill	500	15.0	2.50	C	D <sub>3</sub>	14.0	1.39	-22°F	+180°F	Mining	96



# Hose Finder

## Data Pages

Hose I.D. (In.)	Name	Rated W.P. (psi)	Suction (In. Hg.)	Hose O.D. (In.)	Tube Type	Cover Type	Min. Bend Radius (In.)	Hose Wt. (Lbs./Ft.)	Temp (°F)		Hose Categories	Catalog Page No.
									Min.	Max.		
2	500 MP Air Drill Terminator®	500	15.0	2.50	C	C <sub>2</sub>	14.0	1.39	-22°F	+180°F	Mining	96
	Terminator®	501	10.0	2.64	C	C <sub>4</sub>	14.0	1.35	-40°F	+212°F	Air and Multi-Purpose	36
	Scorpion™	600	—	2.62	J	J	16.0	1.51	-40°F	+300°F	Mining	94
	1000 MP/Mine Spray	1000	10.0	2.45	P	C <sub>2</sub>	25.0	1.47	-40°F	+212°F	Mining	92
	Powerbraid® Plus (Slim Hole Rotary)	3000	—	2.63	A	A	25.0	2.95	-40°F	+180°F	Oilfield	112
	Powerbraid® Plus (Slim Hole Rotary)	5000	—	2.80	A	A	25.0	4.94	-40°F	+180°F	Oilfield	112
2 1/8	63SB (Air & Vapor Duct)	5	3.0	2.31	A	A	2.5	0.35	-30°F	+250°F	Air and Multi-Purpose	51
	163SB (Air & Vapor Duct - Heavy Duty)	10	15.0	2.40	A	A	2.5	0.63	-30°F	+250°F	Air and Multi-Purpose	52
	4684CF (Wet Exhaust - Corrugated)	55	20.0	2.56	C	A	6.0	0.95	-40°F	+212°F	Marine	78
	Engine Coolant (Wire Inserted - Hardwall)	55	20.0	2.58	P	P	5.5	5.35	-40°F	+257°F	Marine	73
	75W (Standard Wall Coolant)	60	—	2.51	P	P	—	0.79	-40°F	+257°F	Marine	70
	Engine Coolant (Oil Resistant - Softwall)	60	—	2.55	C	A	—	0.88	-40°F	+212°F	Marine	72
	Engine Coolant (Silicone)	75	—	2.51	MQ	MQ	—	0.77	-65°F	+347°F	Marine	74
	Wet Exhaust (Hardwall)	100	20.0	2.49	P	P	5.5	12.98	-40°F	+257°F	Marine	77
Wet Exhaust (Softwall)	100	—	2.45	P	P	—	9.69	-40°F	+257°F	Marine	76	
2 1/4	63SB (Air & Vapor Duct)	5	3.0	2.44	A	A	2.5	0.37	-30°F	+250°F	Air and Multi-Purpose	51
	163SB (Air & Vapor Duct - Heavy Duty)	10	15.0	2.50	A	A	2.5	0.67	-30°F	+250°F	Air and Multi-Purpose	52
	4663K (Fuel Fill - Corrugated)	20	30.0	2.50	C	A	8.0	0.59	-40°F	+212°F	Marine	83
	4684CF (Wet Exhaust - Corrugated)	55	20.0	2.69	C	A	6.0	1.00	-40°F	+212°F	Marine	78
	Engine Coolant (Wire Inserted - Hardwall)	55	20.0	2.71	P	P	5.5	5.62	-40°F	+257°F	Marine	73
	75W (Standard Wall Coolant)	60	—	2.64	P	P	—	0.84	-40°F	+257°F	Marine	70
	Engine Coolant (Oil Resistant - Softwall)	60	—	2.67	C	A	—	0.93	-40°F	+212°F	Marine	72
	Engine Coolant (Silicone)	75	—	2.63	MQ	MQ	—	0.81	-65°F	+347°F	Marine	74
	76W (Heavy Wall Coolant)	88	1.0	2.74	P	P	—	1.03	-40°F	+257°F	Marine	71
	Wet Exhaust (Hardwall)	100	20.0	2.63	P	P	6.0	13.04	-40°F	+257°F	Marine	77
Wet Exhaust (Softwall)	100	—	2.57	P	P	—	10.00	-40°F	+257°F	Marine	76	
2 3/8	63SB (Air & Vapor Duct)	5	3.0	2.56	A	A	2.5	0.39	-30°F	+250°F	Air and Multi-Purpose	51
	163SB (Air & Vapor Duct - Heavy Duty)	10	15.0	2.63	A	A	2.5	0.71	-30°F	+250°F	Air and Multi-Purpose	52
	4684CF (Wet Exhaust - Corrugated)	50	20.0	2.81	C	A	7.0	1.06	-40°F	+212°F	Marine	78
	Engine Coolant (Wire Inserted - Hardwall)	50	20.0	2.83	P	P	6.5	5.91	-40°F	+257°F	Marine	73
	75W (Standard Wall Coolant)	60	—	2.76	P	P	—	0.88	-40°F	+257°F	Marine	70
	Engine Coolant (Oil Resistant - Softwall)	60	—	2.80	C	A	—	0.97	-40°F	+212°F	Marine	72
	Engine Coolant (Silicone)	65	—	2.75	MQ	MQ	—	0.91	-65°F	+347°F	Marine	74
	76W (Heavy Wall Coolant)	81	—	2.88	P	P	—	1.07	-40°F	+257°F	Marine	71
	Wet Exhaust (Hardwall)	100	20.0	2.75	P	P	6.5	14.45	-40°F	+257°F	Marine	77
Wet Exhaust (Softwall)	100	—	2.69	P	P	—	10.70	-40°F	+257°F	Marine	76	
2 1/2	63SB (Air & Vapor Duct)	5	3.0	2.69	A	A	2.5	0.41	-30°F	+250°F	Air and Multi-Purpose	51
	163SB (Air & Vapor Duct - Heavy Duty)	10	15.0	2.75	A	A	2.5	0.74	-30°F	+250°F	Air and Multi-Purpose	52
	4663K (Fuel Fill - Corrugated)	20	30.0	2.75	C	A	12.0	0.65	-40°F	+212°F	Marine	83
	Master-Flex® 400	35	28.0	2.98	C	G	5.0	0.77	-30°F	+140°F	Material Handling	91
	Master-Flex® 201CR	40	28.0	2.98	G	G	5.0	0.77	-10°F	+130°F	Food and Beverage	65
	Master-Flex® 202SW	40	28.0	3.01	G	G	4.0	0.85	-10°F	+130°F	Food and Beverage	66
	4684CF (Wet Exhaust - Corrugated)	50	20.0	2.94	C	A	7.0	1.11	-40°F	+212°F	Marine	78
	770SB	50	20.0	2.89	D <sub>3</sub>	D	9.0	0.91	-40°F	+150°F	Material Handling	88
	Engine Coolant (Wire Inserted - Hardwall)	50	20.0	2.96	P	P	6.5	6.15	-40°F	+257°F	Marine	73
	Master-Flex® 300 EPDM	50	28.0	3.00	P	G	11.0	0.91	-30°F	+140°F	Material Handling	90
	75W (Standard Wall Coolant)	60	—	2.89	P	P	—	0.92	-40°F	+257°F	Marine	70
Engine Coolant (Oil Resistant - Softwall)	60	—	2.92	C	A	—	1.02	-40°F	+212°F	Marine	72	





# Hose Finder

## Data Pages

Hose I.D. (In.)	Name	Rated W.P. (psi)	Suction (In. Hg.)	Hose O.D. (In.)	Tube Type	Cover Type	Min. Bend Radius (In.)	Hose Wt. (Lbs./Ft.)	Temp (°F)		Hose Categories	Catalog Page No.
									Min.	Max.		
2 1/2	Master-Flex® 500	60	—	2.55	G	G	—	0.28	+25°F	+120°F	Water	152
	Engine Coolant (Silicone)	65	—	2.88	MQ	MQ	—	0.96	-65°F	+347°F	Marine	74
	Master-Flex® 100GR	65	28.0	2.90	G	G	8.0	0.95	-10°F	+130°F	Water	153
	Master-Flex® 101CL	65	28.0	2.90	G	—	8.0	0.95	-10°F	+130°F	Water	154
	Master-Flex® 200CL	65	28.0	2.92	G	G	8.0	0.97	-10°F	+130°F	Food and Beverage	64
	76W (Heavy Wall Coolant)	75	—	3.00	P	P	—	1.09	-40°F	+257°F	Marine	71
	Rock Dust	100	30.0	2.92	D	C <sub>2</sub>	12.0	0.98	-40°F	+180°F	Mining	97
	Wet Exhaust (Hardwall)	100	20.0	2.90	P	P	6.5	15.14	-40°F	+257°F	Marine	77
	Wet Exhaust (Softwall)	100	—	2.82	P	P	—	11.24	-40°F	+257°F	Marine	76
	Hot Air Blower	110	30.0	3.08	P	P	14.0	1.43	-40°F	+350°F	Material Handling	87
	690SB (Bulk Commodity)	125	30.0	3.23	D <sub>2</sub>	D <sub>3</sub>	15.0	2.00	-40°F	+150°F	Food and Beverage	61
	692SB (Bulk Commodity)	125	30.0	2.85	C	P	15.0	1.58	-40°F	+180°F	Food and Beverage	62
	Barracuda®	150	30.0	2.96	P	P	10.0	1.06	-40°F	+180°F	Water	147
	Barracuda®	150	30.0	2.96	P	P	10.0	1.06	-32°F	+200°F	Water	147
	Cellar Master® Light	150	30.0	3.11	S	P	22.0	1.62	-40°F	+212°F	Food and Beverage	57
	Colt®	150	30.0	3.05	P	P	9.0	1.34	-40°F	+250°F	Acid-Chemical	30
	Dolphin®	150	—	2.82	P	P	—	0.80	-40°F	+180°F	Water	151
	Food Master® Lite™	150	30.0	3.13	C <sub>2</sub>	C <sub>2</sub>	12.0	1.98	-40°F	+230°F	Food and Beverage	58
	Longhorn®	150	30.0	3.05	C	A	8.0	1.76	-40°F	+180°F	Petroleum Transfer	118
	Longhorn® AF (Alternative Fuel)	150	30.0	3.05	C	C <sub>2</sub>	8.0	1.47	-30°F	+180°F	Petroleum Transfer	119
	Marlin®	150	—	2.83	P	D	25.0	0.90	-40°F	+180°F	Water	150
	Marlin®	150	—	2.91	P	D	25.0	1.02	-40°F	+180°F	Water	150
	Mustang®	150	30.0	3.05	K	P	12.0	1.41	-40°F	+250°F	Acid-Chemical	27
	Renegade™	150	30.0	3.01	L	P	12.0	1.39	-40°F	+212°F	Acid-Chemical	29
	Sani-Pure™	150	—	3.08	C <sub>2</sub>	C <sub>2</sub>	30.0	1.65	-40°F	+230°F	Food and Beverage	59
	Shark®	150	30.0	3.02	P	D	12.0	1.44	-40°F	+180°F	Water	146
	Stallion®	150	30.0	3.07	T	P	12.0	1.44	-40°F	+300°F	Acid-Chemical	25
	Steelhead®	150	—	2.99	D	D	25.0	1.14	-40°F	+150°F	Water	149
	Super-Vac™	150	30.0	2.99	C	D	5.0	1.52	-40°F	+180°F	Petroleum Transfer	125
	Cellar Master®	250	30.0	3.25	S	P	12.0	1.60	-40°F	+230°F	Food and Beverage	56
	Food & Beverage Master®	250	30.0	3.25	S	P	12.0	1.81	-40°F	+230°F	Food and Beverage	55
	Sea Horse® (Fuel Transfer)	300	10.0	3.16	C	A	17.0	2.16	-40°F	+180°F	Petroleum Transfer	127
	18MB Air Drill	500	10.0	3.46	A	D <sub>3</sub>	30.0	3.28	-30°F	+212°F	Mining	95
500 MP Air Drill	500	10.0	3.14	C	D <sub>3</sub>	30.0	2.15	-22°F	+180°F	Mining	96	
500 MP Air Drill	500	10.0	3.14	C	C <sub>2</sub>	30.0	2.15	-22°F	+180°F	Mining	96	
Scorpion™	600	—	3.12	J	J	18.0	1.89	-40°F	+300°F	Mining	94	
Longwall Mine Emulsion	1000	10.0	3.34	A	C <sub>2</sub>	20.0	3.17	-40°F	+212°F	Mining	93	
Powerbraid® Plus (Slim Hole Rotary)	2500	—	3.38	C	A	30.0	3.60	-40°F	+180°F	Oilfield	112	
2 5/8	63SB (Air & Vapor Duct)	5	3.0	2.81	A	A	2.8	0.43	-30°F	+250°F	Air and Multi-Purpose	51
	163SB (Air & Vapor Duct - Heavy Duty)	10	15.0	2.88	A	A	3.0	0.78	-30°F	+250°F	Air and Multi-Purpose	52
	4684CF (Wet Exhaust - Corrugated)	40	15.0	3.06	C	A	9.0	1.16	-40°F	+212°F	Marine	78
	Engine Coolant (Wire Inserted - Hardwall)	40	15.0	3.08	P	P	7.5	6.45	-40°F	+257°F	Marine	73
	75W (Standard Wall Coolant)	60	—	3.02	P	P	—	0.96	-40°F	+257°F	Marine	70
	Engine Coolant (Oil Resistant - Softwall)	60	—	3.05	C	A	—	1.07	-40°F	+212°F	Marine	72
	76W (Heavy Wall Coolant)	69	—	3.13	P	P	—	1.16	-40°F	+257°F	Marine	71
	Wet Exhaust (Hardwall)	100	15.0	3.02	P	P	7.0	15.80	-40°F	+257°F	Marine	77
Wet Exhaust (Softwall)	100	—	2.95	P	P	—	11.79	-40°F	+257°F	Marine	76	
2 3/4	63SB (Air & Vapor Duct)	5	3.0	2.94	A	A	2.8	0.44	-30°F	+250°F	Air and Multi-Purpose	51



# Hose Finder

## Data Pages

Hose I.D. (In.)	Name	Rated W.P. (psi)	Suction (In. Hg.)	Hose O.D. (In.)	Tube Type	Cover Type	Min. Bend Radius (In.)	Hose Wt. (Lbs./Ft.)	Temp (°F)		Hose Categories	Catalog Page No.
									Min.	Max.		
2 3/4	163SB (Air & Vapor Duct - Heavy Duty)	10	15.0	3.00	A	A	7.0	0.81	-30°F	+250°F	Air and Multi-Purpose	52
	4684CF (Wet Exhaust - Corrugated)	40	15.0	3.19	C	A	10.0	1.21	-40°F	+212°F	Marine	78
	Engine Coolant (Wire Inserted - Hardwall)	40	15.0	3.21	P	P	7.5	6.30	-40°F	+257°F	Marine	73
	Engine Coolant (Silicone)	50	—	3.13	MQ	MQ	—	1.04	-65°F	+347°F	Marine	74
	75W (Standard Wall Coolant)	60	—	3.14	P	P	—	1.00	-40°F	+257°F	Marine	70
	Engine Coolant (Oil Resistant - Softwall)	60	—	3.17	C	A	—	1.12	-40°F	+212°F	Marine	72
	76W (Heavy Wall Coolant)	63	—	3.25	P	P	—	1.19	-40°F	+257°F	Marine	71
	Wet Exhaust (Hardwall)	100	15.0	3.22	P	P	7.5	16.48	-40°F	+257°F	Marine	77
	Wet Exhaust (Softwall)	100	—	3.09	P	P	—	12.29	-40°F	+257°F	Marine	76
2 7/8	4684CF (Wet Exhaust - Corrugated)	40	15.0	3.31	C	A	11.0	1.26	-40°F	+212°F	Marine	78
	Engine Coolant (Wire Inserted - Hardwall)	40	15.0	3.33	P	P	9	7.01	-40°F	+257°F	Marine	73
	Engine Coolant (Oil Resistant - Softwall)	55	—	3.30	C	A	—	1.16	-40°F	+212°F	Marine	72
	75W (Standard Wall Coolant)	60	—	3.26	P	P	—	1.05	-40°F	+257°F	Marine	70
	76W (Heavy Wall Coolant)	63	—	3.38	P	P	—	1.26	-40°F	+257°F	Marine	71
	Wet Exhaust (Hardwall)	100	15.0	3.42	P	P	8.0	21.06	-40°F	+257°F	Marine	77
	Wet Exhaust (Softwall)	100	—	3.23	P	P	—	12.80	-40°F	+257°F	Marine	76
3	63SB (Air & Vapor Duct)	5	3.0	3.19	A	A	3.0	0.90	-30°F	+250°F	Air and Multi-Purpose	51
	Master-Flex® Vapor Recovery	5	—	3.54	U	G	3.0	0.69	-30°F	+140°F	Petroleum Transfer	130
	163SB (Air & Vapor Duct - Heavy Duty)	10	7.0	3.25	A	A	10.0	0.88	-30°F	+250°F	Air and Multi-Purpose	52
	4663K (Fuel Fill - Corrugated)	20	30.0	3.27	C	A	—	0.84	-40°F	+212°F	Marine	83
	Master-Flex® 400	30	28.0	3.87	C	G	6.0	1.05	-30°F	+140°F	Material Handling	91
	Master-Flex® 101CL	35	28.0	3.54	G	—	6.0	1.04	-10°F	+130°F	Water	154
	Master-Flex® 201CR	35	28.0	3.54	G	G	6.0	1.04	-10°F	+130°F	Food and Beverage	65
	Master-Flex® 202SW	35	28.0	3.62	G	G	6.0	1.02	-10°F	+130°F	Food and Beverage	66
	4684CF (Wet Exhaust - Corrugated)	40	15.0	3.44	C	A	12.0	1.32	-40°F	+212°F	Marine	78
	4684CF (Wet Exhaust - Corrugated)	40	15.0	3.44	C	A	12.0	1.54	-40°F	+212°F	Marine	78
	609W (Dry Cement Delivery)	40	—	3.47	D <sub>3</sub>	D	36.0	1.30	-40°F	+150°F	Material Handling	85
	Engine Coolant (Wire Inserted - Hardwall)	40	15.0	3.43	P	P	9	6.56	-40°F	+257°F	Marine	73
	75W (Standard Wall Coolant)	50	—	3.39	P	P	—	1.09	-40°F	+257°F	Marine	70
	770SB	50	20.0	3.39	D <sub>3</sub>	D	10.0	1.03	-40°F	+150°F	Material Handling	88
	Engine Coolant (Oil Resistant - Softwall)	50	—	3.42	C	A	—	1.20	-40°F	+212°F	Marine	72
	Engine Coolant (Silicone)	50	—	3.38	MQ	MQ	—	1.17	-65°F	+347°F	Marine	74
	Master-Flex® 300 EPDM	50	28.0	3.60	P	G	12.0	1.10	-30°F	+140°F	Material Handling	90
	Master-Flex® 101CL	55	28.0	3.44	G	—	9.0	1.25	-10°F	+130°F	Water	154
	688SB (Bulk Commodity)	60	30.0	3.81	D <sub>3</sub>	D	24.0	2.66	-40°F	+150°F	Material Handling	86
	Master-Flex® 100GR	60	28.0	3.44	G	G	9.0	1.25	-10°F	+130°F	Water	153
	Master-Flex® 200CL	60	28.0	3.46	G	G	9.0	1.27	-10°F	+130°F	Food and Beverage	64
	Master-Flex® 500	60	—	3.17	G	G	—	0.39	+25°F	+120°F	Water	152
	76W (Heavy Wall Coolant)	63	—	3.50	P	P	—	1.30	-40°F	+257°F	Marine	71
	Master-Flex® Fuel Delivery	65	28.0	3.76	C <sub>3</sub>	G	6.0	1.71	-30°F	+130°F	Petroleum Transfer	129
	690SB (Bulk Commodity)	100	30.0	3.75	D <sub>2</sub>	D <sub>3</sub>	18.0	2.13	-40°F	+150°F	Food and Beverage	61
	Hot Air Blower	100	30.0	3.64	P	P	18.0	1.63	-40°F	+350°F	Material Handling	87
	Maverick™	100	30.0	3.50	C	C <sub>2</sub>	6.0	1.71	-40°F	+180°F	Petroleum Transfer	124
	Rock Dust	100	30.0	3.41	D	C <sub>2</sub>	15.0	1.29	-40°F	+180°F	Mining	97
	Wet Exhaust (Hardwall)	100	15.0	3.54	P	P	9.0	1.55	-40°F	+257°F	Marine	77
	Wet Exhaust (Hardwall)	100	15.0	3.54	P	P	9.0	19.34	-40°F	+257°F	Marine	77
Wet Exhaust (Softwall)	100	—	3.36	P	P	—	14.45	-40°F	+257°F	Marine	76	
692SB (Bulk Commodity)	125	30.0	3.52	C	P	18.0	2.21	-40°F	+180°F	Food and Beverage	62	





# Hose Finder

## Data Pages

Hose I.D. (In.)	Name	Rated W.P. (psi)	Suction (In. Hg.)	Hose O.D. (In.)	Tube Type	Cover Type	Min. Bend Radius (In.)	Hose Wt. (Lbs./Ft.)	Temp (°F)		Hose Categories	Catalog Page No.
									Min.	Max.		
3	Arctic™ Longhorn® MegaFlex®	150	30.0	3.44	C	A	3.0	1.40	-65°F	+180°F	Petroleum Transfer	121
	Barracuda®	150	30.0	3.54	P	P	14.0	1.44	-40°F	+180°F	Water	147
	Cellar Master® Light	150	30.0	3.75	S	P	20.0	2.13	-40°F	+212°F	Food and Beverage	57
	Colt®	150	30.0	3.60	P	P	11.0	1.70	-40°F	+250°F	Acid-Chemical	30
	Dolphin®	150	—	3.36	P	P	—	1.08	-40°F	+180°F	Water	151
	Food Master® Lite™	150	30.0	3.63	C <sub>2</sub>	C <sub>2</sub>	18.0	2.35	-40°F	+230°F	Food and Beverage	58
	Longhorn®	150	30.0	3.53	C	A	8.0	2.67	-40°F	+180°F	Petroleum Transfer	118
	Longhorn®	150	30.0	3.53	C	A	9.0	2.40	-40°F	+180°F	Petroleum Transfer	118
	Longhorn® AF (Alternative Fuel)	150	30.0	3.53	C	C <sub>2</sub>	9.0	1.86	-30°F	+180°F	Petroleum Transfer	119
	Longhorn® MegaFlex®	150	30.0	3.44	C	A	3.0	1.45	-40°F	+180°F	Petroleum Transfer	120
	Marlin®	150	—	3.41	P	D	36.0	1.15	-40°F	+180°F	Water	150
	Marlin®	150	—	3.33	P	D	36.0	1.21	-40°F	+180°F	Water	150
	Mustang®	150	30.0	3.58	K	P	18.0	1.81	-40°F	+250°F	Acid-Chemical	27
	Oilfield Vacuum	150	30.0	3.52	C	D	6.0	2.17	-40°F	+150°F	Oilfield	115
	Petroleum Drop 150SD MegaFlex®	150	30.0	3.44	C	C <sub>2</sub>	3.0	1.46	-30°F	+180°F	Petroleum Transfer	122
	Petroleum Drop 150SD MegaFlex®	150	30.0	3.44	C	C <sub>2</sub>	3.0	1.65	-30°F	+180°F	Petroleum Transfer	122
	Renegade™	150	30.0	3.53	L	P	18.0	1.76	-40°F	+212°F	Acid-Chemical	29
	Sani-Pure™	150	—	3.58	C <sub>2</sub>	C <sub>2</sub>	36.0	1.90	-40°F	+230°F	Food and Beverage	59
	Shark®	150	30.0	3.58	P	D	15.0	1.90	-40°F	+180°F	Water	146
	Stallion®	150	30.0	3.59	T	P	18.0	1.77	-40°F	+300°F	Acid-Chemical	25
	Steelhead®	150	—	3.49	D	D	36.0	1.37	-40°F	+150°F	Water	149
	Steer®	150	—	3.45	C	A	—	1.37	-40°F	+180°F	Petroleum Transfer	123
	Super-Vac™	150	30.0	3.52	C	D	6.0	1.76	-40°F	+180°F	Petroleum Transfer	125
	Super-Vac™	150	30.0	3.52	C	D	6.0	1.89	-40°F	+180°F	Petroleum Transfer	125
	Super-Vac™ MegaFlex®	150	30.0	3.47	C	D	3.0	1.53	-40°F	+180°F	Petroleum Transfer	126
	Water Suction/Discharge	150	30.0	3.54	P	P	14.0	1.44	-40°F	+180°F	Water	148
	Aquarius® Potable Water	200	10.0	3.70	D <sub>2</sub>	P	21.0	2.15	-40°F	+150°F	Food and Beverage	60
	Cellar Master®	250	30.0	3.86	S	P	18.0	2.20	-40°F	+230°F	Food and Beverage	56
	Food & Beverage Master®	250	30.0	3.86	S	P	18.0	2.46	-40°F	+230°F	Food and Beverage	55
	Sea Horse® (Fuel Transfer)	300	10.0	3.70	C	A	21.0	2.45	-40°F	+180°F	Petroleum Transfer	127
	Sea Horse® HW (Fuel Transfer Suction/Discharge - Hardwall)	300	30.0	3.86	C	A	18.0	2.59	-40°F	+180°F	Petroleum Transfer	128
	LP350 (Butane-Propane)	350	10.0	3.88	A	A	24.0	2.58	-40°F	+180°F	Petroleum Transfer	132
	Oilfield Service 400D (Discharge)	400	10.0	3.67	C	A	22.0	2.14	-40°F	+180°F	Oilfield	116
	Oilfield Service 400D (Discharge)	400	10.0	3.67	C	A	22.0	2.43	-40°F	+180°F	Oilfield	116
	Oilfield Service 400SD (Suction and Discharge)	400	30.0	4.00	C	A	20.0	3.66	-40°F	+180°F	Oilfield	117
	18MB Air Drill	500	10.0	3.97	A	D <sub>3</sub>	36.0	4.10	-30°F	+212°F	Mining	95
	500 MP Air Drill	500	10.0	3.67	C	D <sub>3</sub>	36.0	2.77	-22°F	+180°F	Mining	96
	500 MP Air Drill	500	10.0	3.67	C	C <sub>2</sub>	36.0	2.77	-22°F	+180°F	Mining	96
	Scorpion™	600	—	3.64	J	J	20.0	2.46	-40°F	+300°F	Mining	94
	Longwall Mine Emulsion	1000	10.0	3.91	A	C <sub>4</sub>	20.0	4.14	-40°F	+212°F	Mining	93
	Longwall Mine Emulsion	1000	10.0	3.91	A	C <sub>2</sub>	20.0	4.14	-40°F	+212°F	Mining	93
	Longwall Mine Emulsion	1000	10.0	3.91	A	C <sub>4</sub>	20.0	4.14	-40°F	+212°F	Mining	93
	Longwall Mine Emulsion	1000	10.0	3.91	A	C <sub>2</sub>	20.0	4.14	-40°F	+212°F	Mining	93
	Powerbraid® Plus (Slim Hole Rotary)	2000	—	3.90	C	A	36.0	4.74	-40°F	+180°F	Oilfield	112
	3 1/8	163SB (Air & Vapor Duct - Heavy Duty)	10	7.0	3.35	A	A	10.0	0.92	-30°F	+250°F	Air and Multi-Purpose
3 1/4	Engine Coolant (Oil Resistant - Softwall)	35	—	3.67	C	A	—	1.30	-40°F	+212°F	Marine	72
	Engine Coolant (Silicone)	40	—	3.63	MQ	MQ	—	1.27	-65°F	+347°F	Marine	74
3 1/2	63SB (Air & Vapor Duct)	5	3.0	3.69	A	A	3.5	0.57	-30°F	+250°F	Air and Multi-Purpose	51





# Hose Finder

## Data Pages

Hose I.D. (In.)	Name	Rated W.P. (psi)	Suction (In. Hg.)	Hose O.D. (In.)	Tube Type	Cover Type	Min. Bend Radius (In.)	Hose Wt. (Lbs./Ft.)	Temp (°F)		Hose Categories	Catalog Page No.
									Min.	Max.		
3 1/2	163SB (Air & Vapor Duct - Heavy Duty)	10	7.0	3.75	A	A	10.0	1.01	-30°F	+250°F	Air and Multi-Purpose	52
	Engine Coolant (Oil Resistant - Softwall)	10	—	3.92	C	A	—	1.40	-40°F	+212°F	Marine	72
	75W (Standard Wall Coolant)	20	—	3.89	P	P	—	1.18	-40°F	+257°F	Marine	70
	4684CF (Wet Exhaust - Corrugated)	35	15.0	4.06	C	A	17.0	1.36	-40°F	+212°F	Marine	78
	4684CF (Wet Exhaust - Corrugated)	35	15.0	4.06	C	A	17.0	1.50	-40°F	+212°F	Marine	78
	Engine Coolant (Silicone)	35	—	3.88	MQ	MQ	—	1.36	-65°F	+347°F	Marine	74
	Engine Coolant (Wire Inserted - Hardwall)	35	15.0	3.93	P	P	12	7.56	-40°F	+257°F	Marine	73
	76W (Heavy Wall Coolant)	50	—	4.00	P	P	—	1.50	-40°F	+257°F	Marine	71
	Hot Air Blower	85	30.0	4.14	P	P	21.0	1.95	-40°F	+350°F	Material Handling	87
	Wet Exhaust (Hardwall)	100	15.0	4.04	P	P	12.0	1.78	-40°F	+257°F	Marine	77
	Wet Exhaust (Hardwall)	100	15.0	4.04	P	P	12.0	22.23	-40°F	+257°F	Marine	77
	Wet Exhaust (Softwall)	100	—	3.86	P	P	—	16.63	-40°F	+257°F	Marine	76
	Marlin®	150	—	3.91	P	D	42.0	1.30	-40°F	+180°F	Water	150
	Steelhead®	150	—	3.99	D	D	42.0	1.60	-40°F	+150°F	Water	149
3 5/8	63SB (Air & Vapor Duct)	5	3.0	3.81	A	A	4.0	0.59	-30°F	+250°F	Air and Multi-Purpose	51
3 3/4	Engine Coolant (Silicone)	35	—	4.13	MQ	MQ	—	1.44	-65°F	+347°F	Marine	74
4	63SB (Air & Vapor Duct)	5	3.0	4.19	A	A	4.0	1.02	-30°F	+250°F	Air and Multi-Purpose	51
	Master-Flex® Vapor Recovery	5	—	4.56	U	G	4.0	0.92	-30°F	+140°F	Petroleum Transfer	130
	163SB (Air & Vapor Duct - Heavy Duty)	10	7.0	4.25	A	A	12.0	1.15	-30°F	+250°F	Air and Multi-Purpose	52
	Engine Coolant (Oil Resistant - Softwall)	10	—	4.42	C	A	—	1.69	-40°F	+212°F	Marine	72
	75W (Standard Wall Coolant)	12	—	4.39	P	P	—	1.34	-40°F	+257°F	Marine	70
	4684CF (Wet Exhaust - Corrugated)	30	10.0	4.44	C	A	24.0	1.65	-40°F	+212°F	Marine	78
	Engine Coolant (Wire Inserted - Hardwall)	30	10.0	4.43	P	P	20	8.57	-40°F	+257°F	Marine	73
	Master-Flex® 400	30	28.0	4.65	C	G	8.0	1.70	-30°F	+140°F	Material Handling	91
	Engine Coolant (Silicone)	35	—	4.38	MQ	MQ	—	1.54	-65°F	+347°F	Marine	74
	Master-Flex® 101CL	35	28.0	4.65	G	—	8.0	1.65	-10°F	+130°F	Water	154
	Master-Flex® 201CR	35	28.0	4.65	G	G	8.0	1.65	-10°F	+130°F	Food and Beverage	65
	Master-Flex® 202SW	35	28.0	4.54	G	G	8.0	1.36	-10°F	+130°F	Food and Beverage	66
	76W (Heavy Wall Coolant)	38	—	4.50	P	P	—	1.69	-40°F	+257°F	Marine	71
	609W (Dry Cement Delivery)	40	—	4.47	D <sub>3</sub>	D	48.0	1.71	-40°F	+150°F	Material Handling	85
	610W (Bulk Commodity)	40	—	4.56	D <sub>2</sub>	D <sub>3</sub>	48.0	2.08	-40°F	+150°F	Food and Beverage	63
	688SB (Bulk Commodity)	45	30.0	4.77	D <sub>3</sub>	D	32.0	3.37	-40°F	+150°F	Material Handling	86
	Master-Flex® 300 EPDM	45	28.0	4.69	P	G	17.0	1.80	-30°F	+140°F	Material Handling	90
	770SB	50	20.0	4.39	D <sub>3</sub>	D	15.0	1.35	-40°F	+150°F	Material Handling	88
	Master-Flex® 100GR	50	28.0	4.52	G	G	13.0	1.94	-10°F	+130°F	Water	153
	Master-Flex® 101CL	50	28.0	4.52	G	—	13.0	1.94	-10°F	+130°F	Water	154
	Master-Flex® 200CL	50	28.0	4.56	G	G	12.0	2.00	-10°F	+130°F	Food and Beverage	64
	609W (Dry Cement Delivery)	60	—	4.61	D <sub>3</sub>	D	48.0	2.11	-40°F	+150°F	Material Handling	85
	609W (Dry Cement Delivery)	60	—	4.73	D <sub>3</sub>	D	48.0	2.71	-40°F	+150°F	Material Handling	85
	Master-Flex® 500	60	—	4.20	G	G	—	0.53	+25°F	+120°F	Water	152
	Master-Flex® Fuel Delivery	65	28.0	4.79	C <sub>3</sub>	G	8.0	2.44	-30°F	+130°F	Petroleum Transfer	129
	690SB (Bulk Commodity)	75	30.0	4.71	D <sub>2</sub>	D <sub>3</sub>	24.0	3.00	-40°F	+150°F	Food and Beverage	61
	692SB (Bulk Commodity)	75	30.0	4.55	C	P	24.0	2.87	-40°F	+180°F	Food and Beverage	62
	Hot Air Blower	75	30.0	4.64	P	P	24.0	2.21	-40°F	+350°F	Material Handling	87
	Maverick™	100	30.0	4.50	C	C <sub>2</sub>	11.0	2.38	-40°F	+180°F	Petroleum Transfer	124
	Oilfield Vacuum	100	30.0	4.52	C	D	8.0	2.14	-40°F	+150°F	Oilfield	115
	Super-Vac™	100	30.0	4.52	C	D	8.0	2.29	-40°F	+180°F	Petroleum Transfer	125
	Super-Vac™	100	30.0	4.52	C	D	8.0	2.47	-40°F	+180°F	Petroleum Transfer	125





# Hose Finder

## Data Pages

Hose I.D. (In.)	Name	Rated W.P. (psi)	Suction (In. Hg.)	Hose O.D. (In.)	Tube Type	Cover Type	Min. Bend Radius (In.)	Hose Wt. (Lbs./Ft.)	Temp (°F)		Hose Categories	Catalog Page No.
									Min.	Max.		
4	Super-Vac™ MegaFlex®	100	30.0	4.52	C	D	4.0	1.94	-40°F	+180°F	Petroleum Transfer	126
	Wet Exhaust (Hardwall)	100	10.0	4.54	P	P	20.0	27.54	-40°F	+257°F	Marine	77
	Wet Exhaust (Softwall)	100	—	4.36	P	P	—	18.57	-40°F	+257°F	Marine	76
	Colt®	125	30.0	4.60	P	P	16.0	2.25	-40°F	+250°F	Acid-Chemical	30
	Mustang®	125	30.0	4.69	K	P	24.0	2.72	-40°F	+250°F	Acid-Chemical	27
	Renegade™	125	30.0	4.53	L	P	24.0	2.49	-40°F	+212°F	Acid-Chemical	29
	Stallion®	125	30.0	4.66	T	P	24.0	2.60	-40°F	+300°F	Acid-Chemical	25
	Aquarius® Potable Water	150	10.0	4.70	D <sub>2</sub>	P	28.0	2.74	-40°F	+150°F	Food and Beverage	60
	Arctic™ Longhorn® MegaFlex®	150	30.0	4.49	C	A	4.0	2.00	-65°F	+180°F	Petroleum Transfer	121
	Barracuda®	150	30.0	4.54	P	P	18.0	2.25	-40°F	+180°F	Water	147
	Blender Transfer	150	—	4.73	C	A	—	3.07	-40°F	+180°F	Oilfield	114
	Cellar Master® Light	150	30.0	4.76	S	P	28.0	3.16	-40°F	+212°F	Food and Beverage	57
	Dolphin®	150	—	4.36	P	P	—	1.41	-40°F	+180°F	Water	151
	Dolphin®	150	—	4.36	P	P	—	4.41	-40°F	+180°F	Water	151
	Food Master® Lite™	150	30.0	4.65	C <sub>2</sub>	C <sub>2</sub>	24.0	3.12	-40°F	+230°F	Food and Beverage	58
	Longhorn®	150	30.0	4.64	C	A	11.0	3.14	-40°F	+180°F	Petroleum Transfer	118
	Longhorn®	150	30.0	4.62	C	A	12.0	3.29	-40°F	+180°F	Petroleum Transfer	118
	Longhorn® AF (Alternative Fuel)	150	30.0	4.57	C	C <sub>2</sub>	12.0	2.59	-30°F	+180°F	Petroleum Transfer	119
	Longhorn® MegaFlex®	150	30.0	4.48	C	A	4.0	2.15	-40°F	+180°F	Petroleum Transfer	120
	Marlin®	150	—	4.33	P	D	48.0	1.50	-40°F	+180°F	Water	150
	Marlin®	150	—	4.41	P	D	48.0	1.55	-40°F	+180°F	Water	150
	Petroleum Drop 150SD MegaFlex®	150	30.0	4.48	C	C <sub>2</sub>	4.0	2.22	-30°F	+180°F	Petroleum Transfer	122
	Sani-Pure™	150	—	4.61	C <sub>2</sub>	C <sub>2</sub>	48.0	2.77	-40°F	+230°F	Food and Beverage	59
	Shark®	150	30.0	4.58	P	D	20.0	2.48	-40°F	+180°F	Water	146
	Steelhead®	150	—	4.49	D	D	48.0	1.85	-40°F	+150°F	Water	149
	Steer®	150	—	4.51	C	A	—	2.03	-40°F	+180°F	Petroleum Transfer	123
	Water Suction/Discharge	150	30.0	4.54	P	P	18.0	2.13	-40°F	+180°F	Water	148
	Super-Vac™ MegaFlex®	200	30.0	4.52	C	D	4.0	2.12	-40°F	+180°F	Petroleum Transfer	126
	Cellar Master®	250	30.0	4.88	S	P	36.0	2.75	-40°F	+230°F	Food and Beverage	56
	Food & Beverage Master®	250	30.0	4.88	S	P	36.0	3.24	-40°F	+230°F	Food and Beverage	55
	Sea Horse® (Fuel Transfer)	300	10.0	4.70	C	A	28.0	3.14	-40°F	+180°F	Petroleum Transfer	127
	Sea Horse® HW (Fuel Transfer Suction/Discharge - Hardwall)	300	30.0	4.87	C	A	24.0	3.52	-40°F	+180°F	Petroleum Transfer	128
	Oilfield Service 400D (Discharge)	400	10.0	4.83	C	A	30.0	3.43	-40°F	+180°F	Oilfield	116
Oilfield Service 400D (Discharge)	400	10.0	4.84	C	A	30.0	3.69	-40°F	+180°F	Oilfield	116	
Oilfield Service 400SD (Suction and Discharge)	400	30.0	4.99	C	A	25.0	4.64	-40°F	+180°F	Oilfield	117	
18MB Air Drill	500	10.0	5.06	A	D <sub>3</sub>	47.6	5.32	-30°F	+212°F	Mining	95	
Scorpion™	600	—	4.79	J	J	25.0	4.10	-40°F	+300°F	Mining	94	
Powerbraid® Plus (Slim Hole Rotary)	1500	—	5.06	C	A	48.0	7.22	-40°F	+180°F	Oilfield	112	
4 1/2	63SB (Air & Vapor Duct)	5	3.0	4.69	A	A	5.0	1.02	-30°F	+250°F	Air and Multi-Purpose	51
	163SB (Air & Vapor Duct - Heavy Duty)	10	7.0	4.75	A	A	12.0	1.25	-30°F	+250°F	Air and Multi-Purpose	52
	Engine Coolant (Oil Resistant - Softwall)	10	—	4.92	C	A	—	1.90	-40°F	+212°F	Marine	72
	75W (Standard Wall Coolant)	12	—	4.89	P	P	—	1.52	-40°F	+257°F	Marine	70
	4684CF (Wet Exhaust - Corrugated)	25	5.0	4.94	C	A	27.0	1.84	-40°F	+212°F	Marine	78
	4684CF (Wet Exhaust - Corrugated)	25	5.0	4.94	C	A	27.0	1.85	-40°F	+212°F	Marine	78
	Engine Coolant (Silicone)	25	—	4.88	MQ	MQ	—	1.73	-65°F	+347°F	Marine	74
	609W (Dry Cement Delivery)	35	—	4.97	D <sub>3</sub>	D	54.0	1.92	-40°F	+150°F	Material Handling	85
	688SB (Bulk Commodity)	40	30.0	5.27	D <sub>3</sub>	D	36.0	3.70	-40°F	+150°F	Material Handling	86
4 1/2	Wet Exhaust (Hardwall)	100	10.0	5.04	P	P	22.0	30.79	-40°F	+257°F	Marine	77
4 1/2	Wet Exhaust (Softwall)	100	—	4.86	P	P	—	21.00	-40°F	+257°F	Marine	76





# Hose Finder

## Data Pages

Hose I.D. (In.)	Name	Rated W.P. (psi)	Suction (In. Hg.)	Hose O.D. (In.)	Tube Type	Cover Type	Min. Bend Radius (In.)	Hose Wt. (Lbs./Ft.)	Temp (°F)		Hose Categories	Catalog Page No.
									Min.	Max.		
Steelhead®	150	—	5.01	D	D	54.0	2.16	-40°F	+150°F	Water	149	
5	63SB (Air & Vapor Duct)	5	3.0	5.19	A	A	6.0	1.09	-30°F	+250°F	Air and Multi-Purpose	51
	Master-Flex® Vapor Recovery	5	—	5.51	U	G	5.0	1.13	-30°F	+140°F	Petroleum Transfer	130
	163SB (Air & Vapor Duct - Heavy Duty)	10	6.0	5.25	A	A	12.0	1.40	-30°F	+250°F	Air and Multi-Purpose	52
	4684CF (Wet Exhaust - Corrugated)	15	5.0	5.44	C	A	30.0	2.02	-40°F	+212°F	Marine	78
	4684CF (Wet Exhaust - Corrugated)	15	5.0	5.44	C	A	30.0	2.21	-40°F	+212°F	Marine	78
	Engine Coolant (Wire Inserted - Hardwall)	15	5.0	5.43	P	P	24	13.45	-40°F	+257°F	Marine	73
	609W (Dry Cement Delivery)	30	—	5.47	D <sub>3</sub>	D	60.0	2.12	-40°F	+150°F	Material Handling	85
	610W (Bulk Commodity)	30	—	5.56	D <sub>2</sub>	D <sub>3</sub>	60.0	2.46	-40°F	+150°F	Food and Beverage	63
	Master-Flex® 101CL	30	28.0	5.73	G	—	11.0	2.34	-10°F	+130°F	Water	154
	Master-Flex® 400	30	28.0	5.77	C	G	9.0	2.40	-30°F	+140°F	Material Handling	91
	688SB (Bulk Commodity)	40	30.0	5.77	D <sub>3</sub>	D	40.0	4.14	-40°F	+150°F	Material Handling	86
	Master-Flex® 100GR	45	28.0	5.65	G	G	21.0	3.09	-10°F	+130°F	Water	153
	Master-Flex® 101CL	45	28.0	5.65	G	—	21.0	3.09	-10°F	+130°F	Water	154
	770SB	50	20.0	5.53	D <sub>3</sub>	D	20.0	2.27	-40°F	+150°F	Material Handling	88
	690SB (Bulk Commodity)	55	30.0	5.75	D <sub>2</sub>	D <sub>3</sub>	30.0	3.98	-40°F	+150°F	Food and Beverage	61
	Hot Air Blower	55	30.0	5.74	P	P	30.0	3.13	-40°F	+350°F	Material Handling	87
	Shark®	100	30.0	5.60	P	D	25.0	3.62	-40°F	+180°F	Water	146
	Wet Exhaust (Hardwall)	100	5.0	5.54	P	P	24.0	33.93	-40°F	+257°F	Marine	77
	Wet Exhaust (Softwall)	100	—	5.37	P	P	—	23.35	-40°F	+257°F	Marine	76
	Blender Transfer	150	—	5.73	C	A	—	3.77	-40°F	+180°F	Oilfield	114
Marlin®	150	—	5.44	P	D	60.0	2.17	-40°F	+180°F	Water	150	
Sea Horse® (Fuel Transfer)	300	10.0	5.84	C	A	35.0	4.50	-40°F	+180°F	Petroleum Transfer	127	
5 1/2	63SB (Air & Vapor Duct)	5	3.0	5.69	A	A	6.0	1.49	-30°F	+250°F	Air and Multi-Purpose	51
	163SB (Air & Vapor Duct - Heavy Duty)	10	6.0	5.75	A	A	12.0	1.52	-30°F	+250°F	Air and Multi-Purpose	52
	Wet Exhaust (Hardwall)	100	5.0	6.04	P	P	—	39.14	-40°F	+257°F	Marine	77
6	Master-Flex® Vapor Recovery	5	—	6.52	U	G	6.0	1.24	-30°F	+140°F	Petroleum Transfer	130
	163SB (Air & Vapor Duct - Heavy Duty)	8	6.0	6.25	A	A	15.0	1.70	-30°F	+250°F	Air and Multi-Purpose	52
	4684CF (Wet Exhaust - Corrugated)	15	5.0	6.46	C	A	36.0	2.40	-40°F	+212°F	Marine	78
	Engine Coolant (Wire Inserted - Hardwall)	15	5.0	6.43	P	P	30	15.00	-40°F	+257°F	Marine	73
	609W (Dry Cement Delivery)	25	—	6.47	D <sub>3</sub>	D	72.0	2.51	-40°F	+150°F	Material Handling	85
	610W (Bulk Commodity)	25	—	6.56	D <sub>2</sub>	D <sub>3</sub>	72.0	3.04	-40°F	+150°F	Food and Beverage	63
	Master-Flex® 400	25	28.0	6.86	C	G	12.0	3.21	-30°F	+140°F	Material Handling	91
	Master-Flex® 101CL	35	28.0	6.98	G	—	15.0	4.08	-10°F	+130°F	Water	154
	Master-Flex® 300 EPDM	35	28.0	6.86	P	G	27.0	3.10	-30°F	+140°F	Material Handling	90
	688SB (Bulk Commodity)	40	30.0	6.76	D <sub>3</sub>	D	48.0	5.07	-40°F	+150°F	Material Handling	86
	Hot Air Blower	40	30.0	6.74	P	P	36.0	4.54	-40°F	+350°F	Material Handling	87
	Master-Flex® 100GR	45	28.0	6.80	G	G	24.0	4.56	-10°F	+130°F	Water	153
	Master-Flex® 101CL	45	28.0	6.80	G	—	24.0	4.56	-10°F	+130°F	Water	154
	Master-Flex® 500	45	—	6.20	G	G	—	0.88	+25°F	+120°F	Water	152
	690SB (Bulk Commodity)	50	30.0	6.91	D <sub>2</sub>	D <sub>3</sub>	36.0	7.08	-40°F	+150°F	Food and Beverage	61
	692SB (Bulk Commodity)	50	25.0	6.74	C	P	36.0	6.61	-40°F	+180°F	Food and Beverage	62
	770SB	50	20.0	6.53	D <sub>3</sub>	D	24.0	3.20	-40°F	+150°F	Material Handling	88
	Oilfield Vacuum	60	30.0	6.67	C	D	18.0	4.37	-40°F	+150°F	Oilfield	115
Super-Vac™	60	30.0	6.67	C	D	18.0	4.37	-40°F	+180°F	Petroleum Transfer	125	
Super-Vac™	60	30.0	6.67	C	D	18.0	4.56	-40°F	+180°F	Petroleum Transfer	125	
Barracuda®	100	30.0	6.68	P	P	28.0	3.94	-32°F	+200°F	Water	147	





# Hose Finder

## Data Pages

Hose I.D. (In.)	Name	Rated W.P. (psi)	Suction (In. Hg.)	Hose O.D. (In.)	Tube Type	Cover Type	Min. Bend Radius (In.)	Hose Wt. (Lbs./Ft.)	Temp (°F)		Hose Categories	Catalog Page No.
									Min.	Max.		
6	Shark®	100	30.0	6.65	P	D	30.0	4.84	-40°F	+180°F	Water	146
	Wet Exhaust (Hardwall)	100	5.0	6.68	P	P	—	40.22	-40°F	+257°F	Marine	77
	Wet Exhaust (Softwall)	100	—	6.38	P	P	—	27.14	-40°F	+257°F	Marine	76
	Colt®	125	30.0	6.78	P	P	24.0	5.29	-40°F	+250°F	Acid-Chemical	30
	Dolphin®	125	—	6.38	P	P	—	2.09	-40°F	+180°F	Water	151
	Food Master® Lite™	150	30.0	6.74	C <sub>2</sub>	C <sub>2</sub>	36.0	5.60	-40°F	+230°F	Food and Beverage	58
	Longhorn®	150	30.0	6.87	C	A	17.0	5.91	-40°F	+180°F	Petroleum Transfer	118
	Longhorn®	150	30.0	6.87	C	A	17.0	7.51	-40°F	+180°F	Petroleum Transfer	118
	Longhorn® MegaFlex®	150	30.0	6.82	C	A	6.0	4.00	-40°F	+180°F	Petroleum Transfer	120
	Marlin®	150	—	6.40	P	D	72.0	2.60	-40°F	+180°F	Water	150
	Marlin®	150	—	6.49	P	D	72.0	2.92	-40°F	+180°F	Water	150
	Sani-Pure™	150	—	6.64	C <sub>2</sub>	C <sub>2</sub>	72.0	4.10	-40°F	+230°F	Food and Beverage	59
	Steelhead®	150	—	6.51	D	D	72.0	2.84	-40°F	+150°F	Water	149
Sea Horse® HW (Fuel Transfer Suction/Discharge - Hardwall)	200	30.0	7.07	C	A	36.0	5.00	-40°F	+180°F	Petroleum Transfer	128	
Sea Horse® HW (Fuel Transfer Suction/Discharge - Hardwall)	200	30.0	7.07	C	A	36.0	7.95	-40°F	+180°F	Petroleum Transfer	128	
6 5/8	609W (Dry Cement Delivery)	20	—	7.10	D <sub>3</sub>	D	72.0	2.35	-40°F	+150°F	Material Handling	85
	Dolphin®	90	—	7.12	P	P	—	3.00	-40°F	+180°F	Water	151
8	Master-Flex® 400	25	28.0	9.10	C	G	16.0	5.77	-30°F	+140°F	Material Handling	91
	Master-Flex® 500	45	—	8.16	G	G	—	1.27	+25°F	+120°F	Water	152
	Barracuda®	100	30.0	9.00	P	P	40.0	8.68	-32°F	+200°F	Water	147
	Barracuda®	100	30.0	9.00	P	P	40.0	8.81	-32°F	+200°F	Water	147
10	Barracuda®	100	30.0	11.27	P	P	50.0	15.80	-32°F	+200°F	Water	147
12	Barracuda®	100	30.0	13.27	P	P	60.0	17.60	-32°F	+200°F	Water	147
	Barracuda®	100	30.0	13.27	P	P	60.0	18.63	-32°F	+200°F	Water	147



# CHEMICAL RESISTANCE TABLE

The Chemical Resistance Table was compiled for use as a guide in selecting the most satisfactory hose tube and cover stocks for specific chemical applications. The data included are the best available to us at this time and will be revised as additional test information is obtained. It is always advisable to test rubber stocks under actual application conditions whenever possible.

We recognize that much of the material contained in this resistance table must be, to a degree, general in nature. Factors such as method of compounding, temperature, chemical concentrations, conditions of exposure, etc., can appreciably affect polymer behavior.

For certain applications, hoses designed for these applications must be used; therefore, the choice of tube stocks is restricted. These applications are:

- Steam** — Hose from the Steam Hose line
- Edible Products** — FDA, 3A, USDA
- Concentrated Chemicals** — Hose from the Acid-Chemical Hose line
- L.P Gas** — LP Gas Hose only
- Gasoline and Petroleum Products** — Hoses from the Petroleum Transfer Hose line
- Hydraulic** — Hoses from Hydraulic Products Catalog

The nature of certain chemicals is such that Gates cannot offer a suitable hose to handle them.

Many of the common chemicals are included in the Chemical Resistance Table. If they are not listed, please contact Hose/Connectors Product Application, Denver.

**NOTE:** Before using a Gates hose to convey a chemical not listed in this Chemical Resistance Table, contact Denver Product Application for a recommendation. Phone (303) 744-5070.

## Hose Selection Procedure:

1. Identify the...  
**Size** of Hose required.  
**Temperature** of material being conveyed and environmental temperature.  
**Application** conditions/requirements such as vibration, flexing, abrasion.  
**Material** Being Conveyed  
**Pressure** of operation and maximum obtainable in the system including "spikes" and pump/valve ratings.
2. Locate the material being conveyed in the chemical resistance chart and identify potential tube materials: For intermittent contact or transfer service, make note of all tube materials with a **1** or **2** rating. For continuous contact applications make note of tube materials with a **1** rating only.
3. Use the Industrial Hose Catalog, Industrial Hose Finder, or Hydraulic Hose Catalog to select hoses that have satisfactory working pressure ratings.
4. Verify maximum and minimum operating temperatures.
5. Select the hose that has the best chemical resistance rating (i.e. **1** is Preferred, **2** is Acceptable).
6. Select the proper coupling for the hose chosen from the Industrial Hose Catalog.

**NOTE:** For Gates Acid/Chemical Hose, permanent style Couplings must be used for service temperatures above 125°F (52°C).

ACID-CHEMICAL
AIR AND MULTI-PURPOSE
FOOD AND BEVERAGE
MARINE
MATERIAL HANDLING
MINING
OILFIELD
PETROLEUM TRANSFER
PRESSURE WASHER
STEAM
WATER
CLAMPS
COUPLINGS AND FERRULES
HOSE FINDER
CHEMICAL RESISTANCE TABLE





## LISTING OF GATES HOSE STOCK TYPES

ACID-CHEMICAL
AIR AND MULTI-PURPOSE
FOOD AND BEVERAGE
MARINE
MATERIAL HANDLING
MINING
OILFIELD
PETROLEUM TRANSFER
PRESSURE WASHER
STEAM
WATER
CLAMPS
COUPLINGS AND FERRULES
HOSE FINDER

Stock Type	Composition
A	Polychloroprene (Neoprene)
A <sub>2</sub>	Similar to Type A except it is white and is used primarily for edible products
B <sub>1</sub> B <sub>2</sub>	Proprietary for special applications. Contact Denver Hose Product Application
C	Acrylonitrile Butadiene (NBR)
C <sub>2</sub>	A blend of Type C and plastic. Used primarily as hose cover material
C <sub>3</sub>	Modification to Nitrile tube
C <sub>4</sub>	Modification of Nitrile with excellent abrasion, tearing and gouging resistance (cover)
D	Natural Rubber (NR) and Styrene Butadiene (SBR)
D <sub>2</sub>	Similar to Type D, except it is white and compounded to handle food products
D <sub>3</sub>	Natural Rubber
G	PolyVinyl Chloride (PVC)
G <sub>1</sub>	Modified PVC
H	Isobutylene and Isoprene (Butyl)
J	Chlorinated Polyethylene (CPE)
K	Specially compounded Cross-Linked Polyethylene (Gatron™)
L	Ultra High Molecular Weight Polyethylene Ethylene (UHMWPE)
M	Chlorosulfonated Polyethylene (Hypalon®)
MQ	Silicone Rubber
P	Ethylene, Propylene Diene (EPDM)
P <sub>2</sub>	Special for Steam Hose applications
S	Specially Compounded Thermoplastic Vulcanizate (Sanitron™)
T	Fluorinated Polyethylene (PTFE or Neoflon®)
U	Urethane
V	Fluorocarbon (FKM)
Z	Polyamide Resins (Nylon)

**NOTE:** Tube and cover compounds with the same name or Gates Type can differ between hoses. Compounds are designed for specific hose application requirements. Refer to the hose product sheet for recommended applications and restrictions. Example: Petroleum Transfer Hose Longhorn (Type C Nitrile) has a different Nitrile tube compound than Fuel Line 4219G (Type C Nitrile). Please read and observe all warnings on the back of the front cover of this catalog.

CHEMICAL RESISTANCE TABLE



# CHARACTERISTICS AND RESISTANCE INFORMATION FOR HOSE TUBE AND COVER COMPOUNDS

These ratings are for normal or usual range of the specified compounds.  
Many are also modified to meet the needs of specific applications.  
See notes below.

GATES TYPE	A	C	D	G	H	J	K	L	M	P	T	U	V	Z
Elastomer	Poly Chloroprene	Acrylonitrile Butadiene	Natural Rubber or Styrene Butadiene	Polyvinyl Chloride (plasticized)	Isobutylene and isoprene	Chlorinated Polyethylene	Cross Linked Polyethylene	Ultra High Molecular Weight Polyethylene	Chloro-sulfonated Polyethylene	Ethylene Propylene Diene	Fluorinated Polyethylene	Polyurethane	Fluoro-Carbon Fluoro-elastomer	Polyamide Resins
Common Name or Trade Name	Neoprene	Buna-N Nitrile	Gum Rubber, Buna-S, NR or SBR	PVC	Butyl	CPE	Gaaron™	UHMWPE	Hypalon®	EPDM	Neoflon® or PTFE	Urethane	FKM Viton® Fluorel®	Nylon
ASTM	CR	NBR	—	—	IIR	CM	XLPE	UHPE	CSM	EPDM	FEP	EU	FKM	PA
Physical Strength	Good	Good	Excellent	Fair to Good	Fair to Good	Good	Good	Very Good	Good to Excellent	Good	Very Good	Excellent	Good	Good
<b>RESISTANCE TO:</b>														
Abrasion	Good to Excellent	Fair to Good	Excellent	Good to Excellent	Fair to Good	Good	Good	Excellent	Good to Excellent	Good	Excellent	Excellent	Good to Excellent	Good to Excellent
Weather/Ozone	Good to Excellent	Poor	Poor to Fair	Excellent	Excellent	Good	Excellent	Good	Excellent	Excellent	Excellent	Fair to Good	Excellent	Excellent
Gas Permeation	Good	Good to Excellent	Good	Good	Excellent	Good	Good	Excellent	Good to Excellent	Fair to Good	Excellent	Fair to Good	Good	Excellent
Petroleum Oils	Excellent	Excellent	Poor	Good to Excellent	Poor	Good	Excellent	Excellent	Good to Excellent	Poor	Excellent	Good	Excellent	Excellent
Gasolines	Fair to Good	Excellent	Poor	Fair	Poor	Good	Excellent	Excellent	Fair	Poor	Excellent	Fair	Excellent	Excellent
High Temperatures	Good	Good to Excellent	Fair	Poor	Excellent	Excellent	Good	Fair	Good to Excellent	Excellent	Excellent	Fair	Excellent	Good
Low Temperatures	Fair to Good	Fair to Good	Good	Poor	Good	Good	Fair to Good	Fair	Fair	Fair to Good	Good	Excellent	Good	Excellent

- A<sub>2</sub> White food grade Neoprene, complies with FDA (tube)
- B<sub>1</sub> Proprietary for special applications. Contact Denver Hose Product Application
- C<sub>2</sub> Modification of Nitrile with increased ozone resistance (tube and cover)
- C<sub>3</sub> Modification to Nitrile tube
- C<sub>4</sub> Modification of Nitrile with excellent abrasion, tearing and gouging resistance (cover)
- D<sub>2</sub> White food grade Natural Rubber, complies with FDA (tube)
- D<sub>3</sub> Natural Rubber
- G<sub>1</sub> Modified PVC
- MQ Silicone Rubber
- P<sub>2</sub> Special for Steam Hose applications

**NOTE:** Tube and cover compounds with the same name or Gates Type can differ between hoses. Compounds are designed for specific hose application requirements. Refer to the hose product sheet for recommended applications and restrictions.  
Example: Petroleum Transfer Hose Longhorn (Type C Nitrile) has a different Nitrile tube compound than Fuel Line 4219G (Type C Nitrile). Please read and observe all warnings in the front of this catalog.

ACID-CHEMICAL
AIR AND MULTI-PURPOSE
FOOD AND BEVERAGE
MARINE
MATERIAL HANDLING
MINING
OILFIELD
PETROLEUM TRANSFER
PRESSURE WASHER
STEAM
WATER
CLAMPS
COUPLINGS AND FERRULES
HOSE FINDER
CHEMICAL RESISTANCE TABLE





### GATES CHEMICAL RATING SYSTEM

ACID-CHEMICAL
AIR AND MULTI-PURPOSE
FOOD AND BEVERAGE
MARINE
MATERIAL HANDLING
MINING
OILFIELD
PETROLEUM TRANSFER
PRESSURE WASHER
STEAM
WATER
CLAMPS
COUPLINGS AND FERRULES
HOSE FINDER

**NOTE:** Ratings are for the effect on the *polymer only*.

**"1" Preferred: Constant Contact** — This chemical is expected to have minor or no effect on the Polymer. Hose approved for continuous contact. Environmental changes such as temperature, concentration, etc., may promote increased degradation.

**"2" Acceptable: Intermittent Contact** — This polymer should give reasonably satisfactory service. Due to the nature of this chemical, and under prolonged continuous exposure, the rubber may show minor to moderate deterioration and/or solution discoloration. Hose intended for transfer service only and should be drained after each use. Environmental changes such as temperature, concentration, etc., may promote increased degradation.

**"X" Not Recommended** — The polymer is unsatisfactory for this chemical and should not be used.

**"-" (Dash)** — Insufficient or no data available for this material. Testing is advised.

**NOTE 1.** The above ratings as applied to the Chemical Resistance Table are intended as guides only. They are compiled from the best data available to us. Ratings shown in the table are based on 100% concentrated or saturated solutions, unless otherwise noted, and up to 100 F (+38°C), unless otherwise stated.

**NOTE 2.** If unusual conditions exist, a polymer test in the fluid is suggested.

**NOTE 3.** Where a chemical listed in the Resistance Table is soluble in a solvent other than water, the solvent should also be checked for its suitability with the polymer.

**NOTE 4.** Discoloration of fluids conveyed in the hose. There are no generally accepted standard tests for measuring or rating discoloration of fluids passing through a hose. The amount of discoloration that can be tolerated is usually established by the user on the basis of application. Obviously, products such

as paint must be conveyed through a hose that has very good non-discoloring characteristics. If the product is not visually affected, then the hose is satisfactory. For some products, the discoloration may be objectionable from a visual standpoint. Also, the concentration of the particles causing the discoloration may be objectionable if they affect the final use of the product.

Some of the more common methods of checking discoloration are:

1. Allowing the fluid to remain in a sample piece of hose for a specific period and expected operating temperature, then inspecting visually for discoloration.
2. Testing fluid as in No. 1 above and then passing it through filter paper to check foreign content.
3. A more refined test can be made with a spectrophotometer. This instrument measures light transmission through the fluid before and after immersion tests with rubber stocks. This gives a relative rating expressed in percent, the original fluid being rated at 100%.

If discoloration of the product becomes a serious problem for a specific application, contact Denver Product Application for a recommendation. Phone (303) 744-5070.

**NOTE 5.** Fluid permeation through the tube wall needs to be considered. A tube material may show no sign of degradation, however hose failure can occur if material permeates through the tube to degrade adhesive layers or reinforcement.

**Hose Coupling Material** — Gates recommends hose couplings made of six materials: Iron or Carbon Steel, 304SS, 316SS, Aluminum, Brass and Polypropylene. The Chemical Resistance Table includes columns showing the suitability of a specific coupling material for the chemicals listed. In most instances, at least one coupling material is rated for each chemical. For certain chemicals, other metallic alloys or plastics than those shown in the table are required. These are generally available from other coupling manufacturers, but are not stocked by Gates.

CHEMICAL RESISTANCE TABLE



Chemical	Form (at room temperature unless otherwise stated)	Gates Hose / Polymers														Couplings / Adapters						
		Stallion®		Mustang®		Renegade™		Food & Bev. Mstr.														
		T	K	L	S	P	C	D	D	A	H	V	M	J	Z	G						
		FEP/PTFE	Galtron™	UHMWPE	Sanitron™	EPDM	NBR	SBR	NR	Neoprene	Butyl	Fluorocarbon	Hypalon®	CPE	Nylon	PVC	Iron/Carbon Steel	Stainless Steel 304	Stainless Steel 316	Aluminum	Brass	Polypropylene
Absorption Oil	Liquid	1	2	2	X	X	1	X	X	2	X	1	2	1	1	-	-	-	-	1	-	
Acetal	Colorless Liquid	1	1	1	1	1	-	-	-	-	1	X	-	1	-	-	-	-	-	1	-	
Acetaldehyde	Colorless Liquid	1	1	1	1	1	X	2	2	X	1	X	X	1	2	X	1	1	1	1	1	
Acetamide	Liquid above 176°F(80°C)	1	1	2	1	2	2	X	X	2	X	-	-	1	-	-	-	2	-	1	X	
Acetic Acid (40% or less)	Clear Colorless Liquid	1	1	1	1	1	X	2	X	2	1	X	2	1	-	-	X	2	2	X	2	
Acetic Acid (56% or less)	Clear Colorless Liquid	1	1	1	1	1	X	2	X	2	1	X	2	1	X	2	X	2	2	X	2	
Acetic Acid (85% or less)	Clear Colorless Liquid	1	1	1	X	2	X	2	X	X	X	X	X	X	X	X	X	2	2	-	X	
Acetic Acid (Glacial - 99.4%)	Clear Colorless Liquid	1	1	X	X	X	X	2	X	X	X	X	X	1	X	X	-	2	2	-	X	
Acetic Acid, Anhydride	Clear Colorless Liquid	1	-	X	-	-	X	X	X	X	2	-	2	1	X	X	-	2	2	-	X	
Acetic Anhydride (Acetic Oxide)	Colorless Liquid	1	1	1	1	1	X	X	X	-	2	X	2	1	X	X	X	2	2	X	X	
Acetic Ether (Ethyl Acetate)	Colorless Liquid	1	1	1	2	2	X	X	X	X	2	X	X	2	1	X	1	1	1	1	2	
Acetic Oxide (Acetic Anhydride)	Colorless Liquid	1	1	1	1	1	-	X	X	-	2	X	2	1	X	X	X	2	2	X	X	
Acetone (Dimethylketone)	Colorless Liquid	1	1	1	1	2	X	X	X	X	2	X	X	1	1	X	1	1	1	1	2	
Acetone Cyanohydrin	Colorless Liquid	1	1	2	2	2	-	X	X	-	2	-	-	2	-	-	-	-	-	-	-	
Acetonitrile (Methyl Cyanide)	Colorless Liquid	1	1	2	1	X	X	2	2	2	2	-	2	1	-	1	-	-	-	-	-	
Acetophenone	Colorless Liquid	1	2	2	2	1	X	X	X	X	1	X	-	-	-	-	-	-	-	-	2	
Acetyl Chloride	Colorless Liquid	1	-	-	-	-	-	-	-	-	1	-	-	-	-	-	-	-	-	-	-	
Acetyl Oxide (Acetic Anhydride)	Colorless Liquid	1	1	1	1	1	X	X	X	-	2	X	2	1	X	X	X	2	2	X	X	
Acetyl-P-Toluidine (In Ether or Alcohols)	In Alcohol or Ether	1	1	1	1	1	-	X	X	-	2	X	-	1	-	-	-	-	-	-	-	
Acetylene	Gas	NO HOSE AVAILABLE														-	-	-	-	-	-	
Acetylene Dichloride (Dichloroethylene)	Colorless Liquid	1	X	X	X	X	-	X	X	-	X	1	-	X	1	X	-	-	-	-	X	
Acetylene Tetrachloride (Tetrachloroethane)	Colorless Liquid	1	X	X	X	X	-	X	X	-	X	1	-	X	1	X	-	-	-	-	-	
Acrolein (Hydroquinone Inhibited)	Colorless to Yellow Liquid	1	1	1	2	X	-	-	-	-	2	X	-	-	-	-	-	-	-	-	-	
Acrylamide	Colorless Crystals	1	1	2	2	-	-	-	-	-	-	1	-	-	-	-	-	-	-	-	-	
Acrylates (HEA or HPA)	Colorless Liquid	1	1	1	1	X	-	-	-	-	-	1	-	1	-	-	-	-	-	-	-	
Acrylic Acid	Colorless Liquid	1	1	1	1	-	-	-	-	-	-	1	-	-	-	-	-	-	-	-	-	
Acrylic Acid (Glacial 97%)	Colorless Liquid	1	1	1	X	X	X	X	X	X	X	1	X	X	X	X	-	-	-	-	-	
Acrylic Emulsion	Liquid	1	1	1	X	X	-	-	-	-	-	1	-	-	-	-	-	-	-	-	-	
Acrylonitrile	Colorless Liquid	1	2	2	1	X	X	2	2	X	X	X	X	1	-	1	1	1	1	-	-	
Adipic Acid (70°F)	White Crystals	1	1	X	1	1	X	X	1	X	-	1	-	-	X	X	-	-	-	-	-	
Aeroshell 7A, 17 Grease	Liquid	1	-	-	-	-	1	-	-	2	-	-	-	-	-	-	1	1	1	1	-	
Air, 212°F (100°C)	Colorless Gas	1	1	2	1	1	1	2	X	1	1	1	1	1	X	2	1	1	1	1	-	
Air, 257°F (125°C)	Colorless Gas	1	1	X	1	1	X	X	X	2	1	1	1	1	X	X	-	-	-	-	-	
Air, 300°F (149°C)	Colorless Gas	1	1	X	1	1	X	X	X	X	1	1	X	X	X	X	-	-	-	-	-	
Air, Ambient	Colorless Gas	1	1	1	1	1	1	1	1	1	1	1	1	1	1	1	1	1	1	1	1	
Aircraft Hyd. Oil AA	Liquid	1	1	-	-	X	1	-	-	-	X	-	-	-	-	-	1	1	1	1	-	
Alachlor (Lasso)	Colorless Crystals	1	1	-	-	-	-	-	1	-	-	-	-	-	-	-	-	1	1	-	-	
Alkaline Liquid (NOS)	In Water Solutions	1	1	1	1	1	-	-	-	-	1	2	-	1	-	-	-	-	-	-	-	
Alkyaryl Polyether Alcohol	-	1	1	1	-	-	-	-	-	-	-	1	-	1	-	-	-	-	-	-	-	
Alkyd Resin (Thermosetting Polymer)	Varies	1	1	-	-	-	-	-	-	-	-	-	-	-	-	-	-	-	-	-	-	
Alkylaryl Sulfonate (Alkylbenzene Sulfonate)	Powder	1	1	1	-	-	1	-	1	-	-	1	X	1	-	-	1	1	-	-	-	
Allomalaic Acid (Fumaric Acid) Solution	Liquid	1	1	-	-	2	1	2	2	-	-	1	-	-	-	X	-	1	1	-	-	
Allyl Alcohol	Colorless Liquid	1	1	1	1	1	1	-	1	1	1	1	1	1	X	X	-	-	-	-	-	
Allyl Bromide	Colorless to Yellow Liquid	1	-	-	-	-	-	-	-	-	-	-	-	-	-	-	-	-	-	-	-	
Allyl Chloride	Colorless Liquid	1	1	X	X	X	X	X	X	X	X	1	-	2	1	X	-	1	1	-	2	
Alpha Methylstyrene	Colorless Liquid	1	2	2	X	X	X	X	X	X	X	1	-	X	1	X	-	-	-	-	-	
Alpha Olefin Sulfonate	Powder	-	-	-	-	-	-	-	1	-	-	-	-	-	-	-	-	-	-	-	-	
Alpha Picoline	Colorless Liquid	1	1	-	-	-	-	-	-	-	-	-	-	-	-	-	-	-	-	-	-	
Alum (Aluminum Sulphate or Other)	White Crystals	1	1	-	1	1	1	-	1	1	-	-	-	-	-	-	X	X	2	X	X	
Alum, Polash (Aluminum Potassium Sulfate)	White Crystals	1	-	-	-	-	-	-	1	-	-	-	-	-	-	-	X	2	2	X	X	

ACID-CHEMICAL
AIR AND MULTI-PURPOSE
FOOD AND BEVERAGE
MARINE
MATERIAL HANDLING
MINING
OILFIELD
PETROLEUM TRANSFER
PRESSURE WASHER
STEAM
WATER
CLAMPS
COUPLINGS AND FERRULES
HOSE FINDER
CHEMICAL RESISTANCE TABLE







# GATES INDUSTRIAL HOSE PRODUCTS

	<p>Contact Denver Product Application for recommendations for chemicals not listed. Phone (303) 744-5070</p> <p>1 = Preferred - Constant Contact 2 = Acceptable - Intermittent Contact X = Not Recommended - = No Data</p> <p><b>NOTE: Ratings are for the effect on the polymer only!</b></p>	<p><b>Form</b> (at room temperature unless otherwise stated)</p>	Gates Hose / Polymers														Couplings / Adapters					
			Stallion®		Mustang™		Renegade™		Food & Bev. Mstr.								Iron/Carbon Steel	Stainless Steel 304	Stainless Steel 316	Aluminum	Brass	Polypropylene
			T	K	L	S	P	C	D	D	A	H	V	M	J	Z						
			FEP/PTFE	Gaion™	UHMWPE	Sanitron™	EPDM	NBR	SBR	NR	Neoprene	Butyl	Fluorocarbon	Hypalon®	CPE	Nylon	PVC					
ACID-CHEMICAL																						
AIR AND MULTI-PURPOSE																						
FOOD AND BEVERAGE																						
MARINE																						
MATERIAL HANDLING																						
MINING																						
OILFIELD																						
PETROLEUM TRANSFER																						
PRESSURE WASHER																						
STEAM																						
WATER																						
CLAMPS																						
COUPLINGS AND FERRULES																						
HOSE FINDER																						

CHEMICAL RESISTANCE TABLE



Chemical	Form (at room temperature unless otherwise stated)	Gates Hose / Polymers														Couplings / Adapters							
		Stallion®		Mustang™		Renegade™		Food & Bev. Mstr.															
		T	K	L	S	P	C	D	D	A	H	V	M	J	Z	G							
		FEP/PTFE	Gaatron™	UHMWPE	Sanitron™	EPDM	NBR	SBR	NR	Neoprene	Butyl	Fluorocarbon	Hypalon®	CPE	Nylon	PVC	Iron/Carbon Steel	Stainless Steel 304	Stainless Steel 316	Aluminum	Brass	Polypropylene	
Amlyl Acetate (Banana or Pearl Oil)	Colorless Liquid	1	1	1	-	2	X	X	X	X	2	X	X	X	1	1	X	X	1	1	X		
Amlyl Alcohol	Colorless Liquid	1	2	2	2	2	2	2	2	2	2	1	2	1	1	2	1	1	1	1	1	X	
Amlyl Chloride (Chloropentane)	Colorless Liquid	1	-	-	-	-	-	-	-	-	-	-	-	-	-	X	-	-	-	-	-	X	
Amlyl Chlorides (mixed)	Straw to Purple Liquid	1	2	2	X	X	X	X	X	X	X	1	X	2	1	X	-	-	1	1	-	X	
Amlyl Chloronaphthalene	-	1	1	2	X	X	X	X	X	X	X	1	X	X	1	-	-	1	1	-	-	-	
Amlyl Naphthalene	-	1	1	-	-	X	X	X	X	X	X	1	X	X	-	-	-	-	-	-	-	-	
Amlyl Phenol	Clear Straw Colored Liquid	1	2	-	-	-	-	-	-	-	-	-	-	-	-	-	-	1	1	-	-	-	
Amylamine	Colorless Liquid	1	X	-	-	X	2	-	X	X	X	X	X	-	-	-	-	-	-	-	-	-	
Amylbenzene (sec amylbenzene)	Clear Liquid	1	2	2	X	X	2	X	X	2	X	1	-	-	-	-	-	-	-	-	-	-	
Anethole (anise camphor)	White Crystals/Liquid > 73°F(23°C)	1	2	-	-	-	X	X	X	X	X	1	X	X	X	-	-	2	1	1	2	X	1
Anhydrous Ammonia (R 717)	Gas or Liquid	NO HOSE AVAILABLE																					
Aniline	Colorless Oily Liquid	1	2	X	1	2	X	X	X	X	2	1	X	2	X	-	-	2	1	1	2	X	1
Aniline Dyes	-	1	1	-	1	2	X	X	X	X	2	2	X	2	-	-	X	1	1	-	-	2	-
Aniline Hydrochloride	White Crystals	1	1	-	-	2	2	2	2	X	2	-	-	-	-	-	X	X	-	X	2	-	
Aniline Oil (Aniline)	Colorless Oily Liquid	1	2	X	1	2	X	X	X	X	2	1	X	2	X	-	2	1	1	2	X	1	
Animal Fat (Lard)	White Solid/Liquid > 108°F(42°C)	1	1	1	X	X	1	X	X	2	X	1	X	1	1	-	1	1	1	1	X	-	
Animal Gelatin	-	1	-	1	-	-	1	-	-	1	-	-	-	-	-	1	-	1	1	-	-	-	
Animal Grease, Inedible, Liquid	Liquid	1	-	-	-	X	1	-	X	2	X	1	2	-	-	-	-	-	-	-	-	-	
Animal Oils	Solid to Liquid	1	-	-	2	-	1	-	-	2	-	-	-	1	1	1	1	1	1	1	-	-	
Ant Oil (Furfural)	Colorless to Reddish Brown Liquid	1	1	-	2	X	X	X	X	2	X	2	2	1	-	X	2	1	1	1	1	2	
Antifreeze (Glycol Base)	Liquid	1	1	2	1	1	1	1	1	1	1	1	1	1	1	1	1	1	1	1	1	1	
Antimony Chloride (50%)	White Powder	1	1	1	-	-	-	-	-	-	2	1	-	-	1	1	X	X	X	-	-	1	
Antimony Pentachloride	Reddish-yellow Liquid	1	1	1	-	-	-	-	-	-	1	-	-	-	-	-	-	-	-	-	-	-	
Antimony Salts	White Crystal	1	1	-	-	1	2	-	-	-	1	1	-	-	-	1	-	-	-	-	-	-	
Aqua Ammonia (Ammonium Hydroxide) (30%)	Colorless Liquid	1	1	1	1	1	2	2	2	2	2	2	1	1	X	X	2	1	1	-	X	1	
Aqua Regia (Nitrohydrochloric Acid)	Fuming Yellow Liquid	1	2	X	X	X	X	X	X	X	1	X	2	X	X	-	X	X	-	-	X	-	
Argon, Compressed	Colorless Gas	1	1	1	1	1	1	1	1	1	1	1	1	1	1	1	1	1	1	1	1	1	
Aromatic Hydrocarbons	Typically Colorless Liquids	1	2	2	X	X	2	X	X	X	X	1	X	X	1	X	1	1	1	2	2	-	
Arsenic Acid	In Water	1	1	1	2	2	-	X	X	-	2	1	-	1	-	-	2	-	1	2	-	2	
Arsenic Trioxide	In Acid	1	1	1	2	X	2	X	X	2	X	1	X	-	-	1	-	-	-	-	-	-	
Askarel (Transformer Oil)	Varies	1	2	2	X	X	X	X	X	X	X	1	X	1	1	X	1	1	1	-	1	2	
Asphalt	Varies	1	2	X	X	X	2	X	X	-	X	1	-	-	X	X	-	1	1	-	-	1	
Asphalt (Blown)	Black Solid	-	-	X	-	-	-	-	1	-	-	-	-	-	-	-	-	-	-	-	-	-	
Asphalt (Cut Back)	Black Liquid	1	X	X	X	X	2	X	X	2	X	1	X	X	2	X	1	1	1	-	1	-	
Asphalt Emulsion	Black Liquid	-	-	X	-	-	-	-	-	-	-	-	-	-	-	-	-	-	-	-	-	-	
Asphalt Paint	Black Liquid	1	2	X	X	X	2	X	X	-	X	1	X	-	2	X	-	-	-	-	-	-	
Asphaltene	In Carbon Disulfide	1	2	X	X	X	2	X	X	2	X	1	X	X	1	-	-	-	-	-	-	-	
ASTM Oil No. 1	Brown Liquid	1	1	1	2	X	1	X	X	1	X	1	2	1	1	2	1	1	1	1	1	2	
ASTM Oil No. 2	Brown Liquid	1	1	1	X	X	1	X	X	2	X	1	2	1	1	X	1	1	1	1	1	X	
ASTM Oil No. 3	Brown Liquid	1	1	1	X	X	1	X	X	X	X	1	X	1	1	X	1	1	1	1	1	X	
ASTM Reference Fuel A	Liquid	1	1	1	2	X	1	X	X	1	X	1	1	1	1	2	1	1	1	1	1	X	
ASTM Reference Fuel B	Liquid	1	2	1	X	X	1	X	X	2	X	1	X	2	1	X	1	1	1	1	1	X	
ASTM Reference Fuel C	Liquid	1	2	2	X	X	2	X	X	X	X	1	X	2	1	X	1	1	1	-	1	X	
ATF (Automatic Transmission Oil)	Liquid	1	1	1	X	X	1	-	-	-	X	1	-	1	-	-	-	-	-	-	-	-	
<b>B</b>																							
Baltic Types 100, 150, 200, 300, 500	Liquid	1	1	-	-	X	1	-	-	-	X	-	-	-	-	2	-	-	-	-	-	2	
Banvel (Aq Spray, Concentrated)	Liquid	1	1	-	-	-	-	-	-	-	-	-	-	-	1	-	-	-	1	-	-	-	
Bardol B	Dark colored Liquid	1	1	-	-	X	X	X	X	X	X	2	X	-	-	-	1	1	1	-	-	-	
Barite (Natural Barium Sulfate)	White to Yellowish Powder	-	-	-	-	-	-	-	1	-	-	-	-	-	-	-	1	1	1	-	2	1	

ACID-CHEMICAL
AIR AND MULTI-PURPOSE
FOOD AND BEVERAGE
MARINE
MATERIAL HANDLING
MINING
OILFIELD
PETROLEUM TRANSFER
PRESSURE WASHER
STEAM
WATER
CLAMPS
COUPLINGS AND FERRULES
HOSE FINDER
CHEMICAL RESISTANCE TABLE





# GATES INDUSTRIAL HOSE PRODUCTS

	ACID-CHEMICAL	Contact Denver Product Application for recommendations for chemicals not listed. Phone (303) 744-5070	Gates Hose / Polymers													Couplings / Adapters											
			Form (at room temperature unless otherwise stated)	Stallion <sup>®</sup>	Mustang <sup>®</sup>	Renegade <sup>™</sup>	Food & Bev. Mstr.			D	D	A	H	V	M	J	Z	G	Iron/Carbon Steel	Stainless Steel 304	Stainless Steel 316	Aluminum	Brass	Polypropylene			
							T	K	L																S	P	C
							FEP/PTFE	Galtron <sup>™</sup>	UHMWPE																Sanitron <sup>™</sup>	EPDM	NBR
Chemical	1	1	1	1	1	1	1	1	1	1	1	1	1	1	1	1	1	1	1	1	1	1					
MARINE	Barium Carbonate	White Powder	1	1	1	-	X	1	X	1	1	X	1	1	X	-	1	2	1	1	-	1	1				
	Barium Chloride	Colorless Crystals	1	1	1	1	1	1	1	1	1	1	1	1	1	1	X	1	1	1	-	2	1				
	Barium Hydroxide	White Powder	1	1	1	-	1	1	X	1	1	1	-	1	1	-	X	2	1	1	-	-	1				
	Barium Sulfate	White to Yellowish Powder	-	-	-	-	-	-	-	1	-	-	-	-	-	-	-	-	1	1	1	-	2	1			
	Barium Sulfide	Yellowish Green to Gray Powder	1	1	1	-	-	-	-	1	-	-	1	-	-	-	-	-	X	1	1	-	X	1			
MATERIAL HANDLING	Basic Copper Arsenate	Blue to Green Powder	1	1	1	-	-	-	2	1	-	-	1	2	-	-	1	1	1	1	-	-	-				
	BBP (Butyl Benzyl Phthalate)	Clear Oily Liquid	1	-	-	-	-	X	-	X	-	1	X	X	-	-	-	-	-	-	-	-	-				
	Beer	Yellow Liquid	-	-	-	1	-	-	-	-	-	-	-	-	-	-	-	-	-	-	-	-	-				
	Beet Sugar Liquors	Colorless Solution	1	1	1	1	1	1	1	1	1	1	1	1	1	1	1	1	X	X	X	X	-	X			
	Bellows 80-20 Hydraulic Oil	Liquid	1	1	-	-	X	1	-	-	-	X	-	-	-	-	2	-	-	-	-	-	X				
MINING	Benzaldehyde (Benzoic Aldehyde)	Colorless to Yellow Liquid	1	1	1	2	2	X	X	X	X	2	X	X	2	2	X	1	-	-	1	-	1				
	Benzene (Benzol)	Colorless to Yellow Liquid	1	2	2	X	X	X	X	X	X	X	1	X	X	1	X	1	1	1	1	1	1				
	Benzenesulfonic Acid	Liquid above 151°F (66°C)	1	1	1	-	-	-	X	X	X	2	1	2	-	-	X	X	-	2	X	-	X				
	Benzidine	Paste	1	2	-	X	2	X	1	X	X	X	-	-	X	-	X	1	1	1	1	1	1				
	Benzoic Acid	White Crystals	1	1	1	1	2	X	X	X	X	2	1	2	1	-	X	-	-	-	-	-	-				
OILFIELD	Benzoic Aldehyde (Benzaldehyde)	Colorless to Yellow Liquid	1	1	1	2	2	X	X	X	X	2	X	X	2	2	X	1	-	-	1	-	1				
	Benzol (Benzene)	Colorless to Yellow Liquid	1	2	X	X	X	X	X	X	X	X	1	X	X	1	X	1	1	1	1	1	X				
	Benzophenone	White Powder	1	1	-	-	-	-	1	-	-	-	1	-	-	-	-	-	-	-	-	-	-				
	Benzotrithloride	Colorless to Yellow Liquid	1	-	-	X	X	X	X	X	X	X	1	-	X	2	X	-	-	-	-	-	-				
	Benzyl Acetate	Water White Liquid	1	2	2	-	-	-	-	-	-	-	-	-	-	-	-	-	-	-	-	-	-				
PETROLEUM TRANSFER	Benzyl Alcohol	Water White Liquid	1	1	1	1	2	X	X	X	X	1	1	X	1	X	1	-	-	-	-	-	-				
	Benzyl Alcohol, Photo Inhibited	Water White Liquid	1	-	-	-	-	-	-	-	-	-	-	-	-	-	-	1	1	1	-	-	1				
	Benzyl Benzoate	Water White Liquid	1	1	-	-	2	-	-	-	-	2	1	-	-	-	-	1	1	1	-	-	-				
	Benzyl Chloride	Colorless Liquid	1	2	2	X	X	X	X	X	X	X	1	-	X	2	X	1	-	-	-	-	-				
	Bicarbonate Of Soda	White Powder	-	-	-	-	-	-	-	1	-	-	-	-	-	-	-	-	-	-	-	-	-				
PRESSURE WASHER	Bio-Diesel (B100)	Liquid below 125°F (52°C)	1	2	2	-	-	2	-	-	-	1	2	2	1	X	2	2	1	1	2	1					
	Bio-Diesel (B100)	Liquid 125°F (52°C) and above	1	X	X	X	X	X	X	X	X	X	1	X	X	1	X	2	2	1	1	2	1				
	Bismuth Carbonate	White Powder	1	-	-	-	-	-	-	1	X	-	-	-	-	-	-	1	1	1	-	-	1				
	Bisphenol A	White Flakes	-	-	-	-	-	-	-	1	-	-	-	-	-	-	-	-	-	-	-	-	-				
	Bitumastic	Liquid	1	-	X	-	X	2	X	X	2	X	2	X	2	-	-	1	1	1	-	1	-				
STEAM	Black Liquor (RXN Product Pulpwood+NaOH)	Black Alkaline Liquid	1	1	1	1	2	2	X	X	2	2	1	2	2	-	1	1	1	1	-	-	1				
	Black Sulfate Liquor (See "Black Liquor")	Black Alkaline Liquid	1	1	1	1	2	2	X	X	2	2	1	2	2	-	1	1	1	1	-	-	1				
	Blast Furnace Gas (Cooled)	Gas	1	1	-	-	X	X	X	X	X	X	1	X	-	-	X	1	1	1	-	1	-				
	Bleach (Chlorinated Lime)	White Powder (35-37% Cl)	-	-	-	-	-	-	-	1	-	-	-	-	-	-	-	-	-	-	-	-	-				
	Bleach Liquor (Calcium Hypochlorite/H <sub>2</sub> O)	Clear Solution	1	1	1	1	2	-	-	-	-	-	1	-	1	-	-	-	-	-	-	-	-				
WATER	Borax (Sodium Borate)	White Crystals	1	1	-	-	1	1	1	1	1	1	1	1	1	1	1	2	1	1	-	2	1				
	Bordeaux Mixture (Slaked Lime & Copper Sulfate)	In Water	1	1	1	1	1	1	1	2	2	2	1	1	-	-	1	-	1	1	-	-	-				
	Boric Acid	White Powder or Colorless Scale	1	1	1	1	1	1	1	1	1	1	1	1	1	X	1	X	2	1	1	X	1				
	Boric Oxide	Colorless Powder	1	-	-	-	-	-	-	1	-	-	-	-	-	-	-	-	-	-	-	-	-				
	Brake Fluid (Petroleum Base)	Liquid	1	1	-	X	X	1	X	X	2	X	1	X	1	1	2	1	1	1	-	1	X				
CLAMPS	Brake Fluid (Synthetic) DOT2, DOT3, DOT4	Liquid	1	1	-	1	1	X	X	X	X	1	X	X	1	-	2	1	1	1	-	1	-				
	Brine (Salt)	Liquid	1	1	1	1	1	1	1	1	1	1	1	1	1	1	1	2	1	1	-	2	1				
	Bromine	Dark Reddish Brown Liquid	1	-	-	X	X	X	-	X	-	-	1	-	-	X	X	1	1	1	-	1	-				
	Bromobenzene	Colorless Liquid	1	-	-	X	X	-	X	X	-	X	1	-	-	X	-	-	-	-	-	-	-				
	Bromochloroethane	Colorless Liquid	-	-	X	X	X	-	X	X	-	X	X	-	X	X	-	-	-	-	-	-	-				
COUPLINGS AND FERRULES	Bromochloromethane (Chlorobromomethane)	Clear Liquid	1	2	X	X	X	X	X	X	X	X	X	X	X	X	1	1	1	-	1	X					
	Bromotoluene	Clear Liquid	1	-	-	X	X	-	X	X	-	X	1	-	X	-	X	-	-	-	-	-	-				
	Bubble Bath Compounds	Liquid	1	-	1	-	-	-	-	-	-	-	-	-	-	-	-	-	-	-	-	-	-				
	Bunker Oil	Liquid	1	2	2	X	X	1	X	X	2	X	1	X	-	1	X	1	1	1	-	1	1				
	Butadiene (1,3)	Gas	1	1	-	X	X	2	X	X	X	X	1	X	-	1	X	-	1	1	-	1	1				
HOSE FINDER	Butanal (Butyraldehyde)	Water White Liquid	1	2	-	-	X	X	X	X	X	X	X	2	-	-	-	-	-	-	-	-	1				

CHEMICAL RESISTANCE TABLE



Chemical	Form (at room temperature unless otherwise stated)	Gates Hose / Polymers														Couplings / Adapters					
		Stallion®		Mustang®		Renegade™		Food & Bev. Mstr.													
		T	K	L	S	P	C	D	D	A	H	V	M	J	Z	G					
		FEP/PTFE	Gartron™	UHMWPE	Sanitron™	EPDM	NBR	SBR	NR	Neoprene	Butyl	Fluorocarbon	Hypalon®	CPE	Nylon	PVC	Iron/Carbon Steel	Stainless Steel 304	Stainless Steel 316	Aluminum	Brass
Butandiol (Butylene Glycol)	Colorless Oily Liquid	1	1	2	-	-	-	-	-	-	-	-	-	-	-	-	-	-	-	-	-
Butane (Gas)	Colorless Gas	USE LPG HOSE ONLY														-	-	-	-	-	-
Butane (Liquid)	Liquid	USE LPG HOSE ONLY														-	-	-	-	-	-
Butanol (Butyl Alcohol)	Colorless Liquid	1	1	1	1	1	1	1	1	2	1	1	2	1	1	1	1	1	1	1	1
Butter	Yellow to white semi-Solid to Liquid	-	-	-	2	-	-	-	-	-	-	-	-	2	-	-	-	-	-	-	-
Butter Oil (Use FDA Hose)	Yellow to white Liquid	1	-	-	2	-	-	X	X	2	-	-	-	-	-	-	-	-	-	-	-
Butyric Acid	Colorless Liquid	1	1	1	1	2	-	2	2	X	2	1	X	1	X	-	-	-	-	-	-
Butyl Carbitol (Diethylene Glycol Butyl Ether)	Colorless Liquid	1	1	-	2	2	2	X	X	2	2	1	-	1	-	-	-	-	-	-	-
Butyl Cellosolve (EG Monobutyl Ether)	Colorless Liquid	1	1	-	1	1	-	-	-	-	-	-	-	1	-	1	-	-	-	-	-
Butyl "Oxitol"™ for EG Monobutyl Ether	Colorless Liquid	1	1	-	1	1	-	-	-	-	-	-	-	1	-	1	-	-	-	-	-
Butyl Acetate	Colorless Liquid	1	2	2	1	X	X	X	X	X	2	X	X	2	1	1	2	1	1	1	X
Butyl Acrylate	Colorless Liquid	1	-	-	-	-	-	-	-	-	X	-	-	-	-	-	-	-	-	-	-
Butyl Alcohol (Butanol)	Colorless Liquid	1	1	1	1	1	1	1	1	2	1	1	2	1	1	1	1	1	1	1	1
Butyl Aldehyde	Water White Liquid	1	-	-	-	2	X	-	-	X	-	X	X	-	-	-	-	-	-	-	-
Butyl Benzyl Phthalate (BBP)	Clear Oily Liquid	1	-	-	-	X	-	X	-	X	1	X	X	-	-	-	-	-	-	-	-
Butyl Chloride	Colorless Liquid	1	-	-	-	-	-	-	-	-	-	-	1	-	-	-	-	-	-	-	-
Butyl Ether	Colorless Liquid	1	1	-	-	-	2	X	X	2	2	X	-	1	-	-	1	1	1	1	-
Butyl Ethyl Ether (Ethyl-n-Butyl Ether)	Liquid	1	-	-	-	2	-	X	-	X	-	X	-	2	-	-	-	-	-	-	-
Butyl Formate	Colorless Liquid	1	-	-	-	X	-	X	X	-	-	-	-	-	-	-	-	-	-	-	-
Butyl Mercaptan (2-Methyl-2-Butanathiol)	Liquid	1	1	-	X	X	-	X	X	-	X	1	-	-	-	X	-	1	1	-	-
Butyl Methacrylate	Colorless Liquid	1	-	-	2	-	-	-	-	-	-	-	-	-	-	-	-	-	-	-	-
Butyl Stearate	Colorless Liquid	1	1	-	-	X	2	X	X	X	X	1	-	2	-	1	1	1	1	1	-
Butylamine	Colorless Liquid	1	1	-	-	X	X	X	X	X	X	X	2	-	-	-	1	1	1	1	X
Butylene Glycol (Butandiol)	Colorless Oily Liquid	1	1	2	-	-	-	-	-	-	-	1	-	-	X	-	-	-	-	-	-
Butyraldehyde (Butanal)	Water White Liquid	1	2	-	X	X	X	X	X	X	X	X	X	2	-	-	-	-	-	1	-
Butyric Acid	Colorless Liquid	1	1	1	1	1	-	-	-	-	1	1	X	1	1	1	X	1	1	2	-
Butyric Anhydride	Water White Liquid	1	-	-	-	-	-	-	-	-	-	-	-	-	-	-	-	-	-	-	-
<b>C</b>																					
Cadmium Acetate (Soluble in H <sub>2</sub> O & Alcohols)	In Water or Alcohol	1	-	-	-	-	X	-	X	-	1	X	-	-	-	-	-	-	-	-	-
Cake Alum (Aluminum Sulfate)	White Crystals	1	1	-	1	1	1	-	1	1	-	-	-	-	-	-	X	X	2	X	X
Cake Alum Solution (Al Sulphate up to 50%)	In Water	1	1	1	1	1	1	-	-	-	1	1	-	1	1	1	-	-	-	-	-
Calcine Liquor (Radioactive Waste)	In Water Solution	1	1	-	1	1	-	-	-	-	1	1	-	-	-	-	1	1	1	2	-
Calcium Acetate	Powder	1	1	-	-	1	X	2	2	X	1	X	X	1	-	-	1	1	1	1	1
Calcium Aluminate (Soluble in Acids)	In Acid	1	-	-	-	-	1	-	1	1	1	1	1	-	-	-	-	-	-	-	-
Calcium Aluminate (Tricalcium Aluminate)	Crystals or Powder	1	-	-	-	-	-	-	1	-	-	-	-	-	-	-	-	-	-	-	-
Calcium Arsenate	In Dilute Acid	1	1	-	-	-	-	-	-	-	-	1	-	-	-	1	-	-	-	-	-
Calcium Bisulfide (Calcium Hydrosulfide)	In Alcohol or Water	1	1	-	-	-	1	2	2	1	1	1	1	1	-	2	-	2	1	-	X
Calcium Bisulfite (Calcium Hydrogen Sulfite)	Yellow Liquid	1	1	-	-	-	1	2	2	1	1	1	1	1	-	1	-	1	1	-	1
Calcium Bromide Solution	In Water or Alcohol	1	1	1	1	-	-	-	-	-	-	1	-	-	-	-	-	-	-	-	-
Calcium Carbonate	Solid White Powder	1	1	-	-	1	1	1	1	1	1	1	1	1	1	1	1	1	1	1	1
Calcium Carbonate Slurry	Solid in H <sub>2</sub> O	1	-	-	-	1	1	1	1	1	1	1	1	-	-	-	-	-	-	-	-
Calcium Chlorate	In Water or Alcohol	1	1	-	-	2	1	2	2	1	2	-	1	-	-	1	-	2	1	-	1
Calcium Chloride, Dry	White solid	-	-	-	-	-	-	-	1	-	-	-	-	-	-	X	2	1	-	2	1
Calcium Chloride, Liquid (Not For Food)	In Water or Alcohol	1	1	-	1	1	1	1	1	1	1	1	1	1	X	1	-	-	-	-	-
Calcium Chloride, Liquid, Food Grade 33%	In Water	1	-	-	-	1	1	1	1	1	1	1	1	1	1	1	-	-	-	-	-
Calcium Hydrogen Sulfite (Calcium Bisulfite)	Yellow Liquid	1	1	-	-	-	1	2	2	1	1	1	1	1	-	1	-	1	-	-	1
Calcium Hydrosulfide (Calcium Bisulfide)	In Alcohol or Water	1	1	-	-	-	1	2	2	1	1	1	1	1	-	2	-	2	1	-	X
Calcium Hydroxide (Hydrated or Slaked Lime)	Solid White Powder	1	1	-	1	-	2	1	1	1	1	X	1	1	-	X	X	X	1	-	2
Calcium Hydroxide Solutions	In Glycerol or Acids	1	1	X	-	-	2	-	-	-	-	-	-	-	X	-	2	1	1	X	X
Calcium Hypochlorite	Solid White Crystals	1	2	X	-	-	-	X	X	X	2	-	2	1	X	2	-	-	-	-	-

ACID-CHEMICAL
AIR AND MULTI-PURPOSE
FOOD AND BEVERAGE
MARINE
MATERIAL HANDLING
MINING
OILFIELD
PETROLEUM TRANSFER
PRESSURE WASHER
STEAM
WATER
CLAMPS
COUPLINGS AND FERRULES
HOSE FINDER
CHEMICAL RESISTANCE TABLE





	<p>ACID-CHEMICAL</p> <p>AIR AND MULTI-PURPOSE</p> <p>FOOD AND BEVERAGE</p> <p>MARINE</p> <p>MATERIAL HANDLING</p> <p>MINING</p> <p>OILFIELD</p> <p>PETROLEUM TRANSFER</p> <p>PRESSURE WASHER</p> <p>STEAM</p> <p>WATER</p> <p>CLAMPS</p> <p>COUPLINGS AND FERRULES</p> <p>HOSE FINDER</p>	<p>Contact Denver Product Application for recommendations for chemicals not listed.</p> <p>Phone (303) 744-5070</p> <p>1 = Preferred - Constant Contact 2 = Acceptable - Intermittent Contact X = Not Recommended - = No Data</p> <p><b>NOTE:</b> Ratings are for the effect on the <b>polymer only!</b></p>	<p><b>Form</b> (at room temperature unless otherwise stated)</p>	Gates Hose / Polymers														Couplings / Adapters																							
				Stallion®		Mustang®		Renegade™		Food & Bev. Mstr.																															
				T	K	L	S	P	C	D	D	A	H	V	M	J	Z	G																							
				FEP/PTFE		Gatlon™		UHMWPE		Sanitron™		EPDM		NBR		SBR		NR		Neoprene		Butyl		Fluorocarbon		Hypalon®		CPE		Nylon		PVC		Iron/Carbon Steel		Stainless Steel 304		Stainless Steel 316		Aluminum	
	Calcium Hypochlorite Solutions	In Water or Alcohol	1	1	X	-	-	-	X	X	X	2	-	2	1	-	1	-	X	2	X	X	1																		
	Calcium Metasilicate (Calcium Silicate)	White Powder	1	1	-	-	-	2	2	1	-	2	1	2	1	-	1	1	1	1	1	1	1																		
	Calcium Nitrate Solutions	In Water, Alcohol, or Acetone	1	1	-	-	1	1	1	1	1	1	1	1	1	-	1	1	1	1	1	1	1																		
	Calcium Oxide (Lime: quick, unslaked)	White to Gray Lumps	-	-	-	-	-	-	1	1	-	-	-	-	-	-	-	-	-	2	-	-	-																		
	Calcium Silicate (Calcium Metasilicate)	White Powder	1	1	-	-	-	2	2	1	-	2	1	2	1	-	1	1	1	1	1	1	1																		
	Calcium Stearate	White Powder	-	-	-	-	-	-	1	-	-	-	-	-	-	-	-	-	-	-	-	-	-																		
	Calcium Sulfate	White Powder or Crystals	1	1	-	-	1	1	-	1	1	1	1	1	1	-	-	1	1	1	-	-	1																		
	Calcium Sulfide	Yellow to Gray Powder	1	1	-	-	1	2	2	1	2	1	2	1	1	-	2	1	1	1	2	-	-																		
	Calcium Sulfite (Soluble In Sulfurous Acid)	In Acid	1	1	1	1	1	-	-	-	-	X	1	-	1	-	-	-	-	-	-	-	-																		
	Caliche Liquors (Sodium Nitrate)	In Water	1	1	-	-	-	1	2	2	-	1	-	1	-	-	-	-	1	1	-	-	-																		
	Camphene (Liquid above 115°F/46°C)	Liquid above 115°F (46°C)	1	-	-	X	X	-	-	-	-	-	1	X	-	-	-	-	-	-	-	-	-																		
	Cane Sugar Liquors	In Water	1	1	-	1	2	1	2	2	1	2	-	1	1	-	1	1	1	1	1	2	1																		
	Caproic Acid	Colorless or Yellow Liquid	1	1	1	1	2	-	-	-	-	-	1	-	-	-	-	-	-	-	-	-	-																		
	Caprolactam	White Flakes	-	-	-	-	-	-	1	-	-	-	-	-	-	-	-	-	-	-	-	-	-																		
	Caprolactam, Molten (Above 156°F/69°C)	Liquid	-	-	-	-	-	-	-	-	-	-	-	-	-	X	-	-	-	-	-	-	-																		
	Caprylic Acid (Octanoic Acid)	Colorless, Oily Liquid	1	-	-	-	-	-	-	-	-	-	-	-	1	-	-	-	-	-	-	-	-																		
	Carbamates	Crystals	1	1	-	X	X	X	X	X	X	X	2	X	1	X	X	X	1	1	2	X	-																		
	Carbolic Acid	Liquid above 109°F (43°C)	1	2	2	2	2	X	X	X	X	2	1	X	1	X	X	X	1	1	2	X	-																		
	Carbolic Acid (Phenol)	White or Pink Crystals	1	2	-	2	2	X	X	X	X	2	1	X	1	X	X	X	1	1	2	X	-																		
	Carbolic Acid (Phenol, 82-95% in Creosols)	Liquid	1	2	X	X	X	X	X	X	X	2	2	X	1	X	X	X	1	1	2	X	-																		
	Carbon Dioxide (Dry)	Gas	1	1	-	-	1	1	1	1	1	1	1	1	-	-	-	1	1	1	1	1	1																		
	Carbon Dioxide (Wet)	Gas with Water Vapor	1	1	1	-	2	1	2	2	1	2	1	1	-	-	1	1	1	1	1	1	1																		
	Carbon Disulfide	Clear to Faint Yellow Liquid	1	2	1	X	2	X	X	X	X	X	1	X	2	1	X	2	1	1	2	2	X																		
	Carbon Monoxide	Gas	1	2	1	-	1	2	X	X	2	X	1	1	-	-	-	1	1	1	1	1	1																		
	Carbon Tetrachloride (Pyrene)	Colorless Liquid	1	2	X	X	X	X	X	X	X	X	1	X	2	1	X	X	2	2	X	2	X																		
	Carbonic Acid	Liquid	1	1	1	1	1	1	1	1	1	1	1	1	1	-	X	X	1	1	2	X	1																		
	Carbonyl Chloride (Phosgene)	Gas/ Liquid	1	X	X	X	X	X	X	X	X	1	1	X	-	2	-	-	-	-	-	-	-																		
	Casein (White amorphous solid)	In Concentrated Acid	1	-	-	-	-	-	-	-	-	-	1	-	-	-	1	-	-	-	-	-	-																		
	Castor Oil	Pale Yellow or Colorless Liquid	1	1	-	-	-	1	X	X	1	2	1	1	1	-	1	1	1	1	1	1	1																		
	Caustic Potash, Dry (Potassium Hydroxide)	White pellets or flakes	1	1	-	-	2	X	2	1	2	1	1	1	1	X	X	-	-	-	-	-	-																		
	Caustic Potash, Liquid (up to 45%)	Solution in Water	1	1	1	1	2	2	2	2	-	1	2	-	1	1	1	-	-	-	-	-	-																		
	Caustic Soda, Dry (Sodium Hydroxide)	White beads or pellets	-	-	-	-	-	-	1	-	-	-	-	-	-	-	-	-	-	-	-	-	-																		
	Caustic Soda, Liquid (up to 73%)	Solution in Water	1	2	-	1	2	X	1	1	2	2	X	1	1	2	X	-	-	-	-	-	-																		
	Cellosolve Acetate (Eg Ethyl Ether Acetate)	Colorless Liquid	1	1	-	-	2	X	-	-	-	-	X	-	1	-	1	1	1	1	-	-	1																		
	Cellosolve Butyl (Eg Butyl Ether)	Colorless Liquid	1	1	-	-	2	X	-	-	-	-	X	-	1	-	1	1	1	1	-	-	1																		
	Cellulose	Solid, many forms	1	1	1	1	1	1	1	1	1	1	1	1	1	-	-	-	-	-	-	-	-																		
	Cement, Portland	Gray Powder	1	-	1	-	-	-	1	-	-	-	-	-	-	-	-	-	-	-	-	-	-																		
	China-Wood Oil (Tung Oil)	Yellow Oil	1	2	-	X	X	2	X	X	X	X	1	2	-	-	2	1	1	1	1	1	-																		
	Chlordane	Colorless Viscous Liquid	1	1	-	-	X	X	-	-	X	-	1	X	-	1	2	-	-	-	-	-	-																		
	Chlorinated Naphthalene (Chloronaphthalene)	Oily Liquid to Solid	1	-	-	-	X	X	X	X	X	X	1	X	-	-	-	-	-	-	-	-	-																		
	Chlorinated Solvents (ie Tetrachloroethane)	Colorless Liquid	1	X	X	X	X	-	X	X	-	X	1	X	X	1	X	-	-	-	-	-	-																		
	Chlorine	Gas	NO HOSE AVAILABLE														-	-	-	-	-	-																			
	Chlorine Liquid (Liquid @ 210 PSIG @ 120°F/38°C)	Clear Amber Liquid	1	-	-	-	X	-	-	-	-	-	1	-	-	X	X	-	-	-	-	-	-																		
	Chlorine Trifluoride	Pale Green Liquid	1	-	-	-	X	-	-	-	-	-	1	-	-	-	X	-	-	-	-	-	-																		
	Chlorine Water (.03%/300PPM Chlorine)	Clear, yellowish Liquid	1	1	1	-	X	-	-	-	-	-	1	-	-	-	-	-	X	X	-	-	1																		
	Chloroacetic Acid (Monochloroacetic Acid)	Powder or White Crystals	1	1	X	X	X	X	X	X	X	X	1	2	-	-	-	-	-	-	-	-	-																		
	Chloroacetic Acid (Under 100°F/38°C)	Solid	1	1	1	X	X	X	X	X	X	X	1	2	-	-	-	-	-	-	-	-	-																		
	Chloroacetic Acid Solution	In Water, Alcohol, Ether	1	1	X	1	2	-	-	-	-	-	-	-	-	X	-	X	X	X	-	2	1																		
	Chloroacetone	Colorless Liquid	-	-	-	-	1	-	-	-	-	-	X	-	-	-	-	-	-	-	-	-	-																		
	Chloroacetyl Chloride	Water White Liquid	1	-	-	-	-	-	-	-	-	-	-	-	-	-	1	-	-	-	-	-	-																		



Contact Denver Product Application for recommendations for chemicals not listed. Phone (303) 744-5070  1 = Preferred - Constant Contact 2 = Acceptable - Intermittent Contact X = Not Recommended - = No Data  <b>NOTE: Ratings are for the effect on the polymer only!</b>	Form (at room temperature unless otherwise stated)	Gates Hose / Polymers														Couplings / Adapters						
		Stallion® Mustang®		Renegade™		Food & Bev. Mstr.																
		T	K	L	S	P	C	D	D	A	H	V	M	J	Z	G	Iron/Carbon Steel	Stainless Steel 304	Stainless Steel 316	Aluminum	Brass	Polypropylene
Chemical	FEP/PTFE	Gartron™	UHMWPE	Sanitron™	EPDM	NBR	SBR	NR	Neoprene	Butyl	Fluorocarbon	Hypalon®	CPE	Nylon	PVC							
Chloroaniline	Amber Liquid	1	-	-	-	-	-	-	-	-	-	-	-	-	-	-	-	-	-	-	-	
Chlorobenzene (Phenyl Chloride) (Monochlorobenzene)	Clear Liquid	1	2	-	X	X	X	X	X	X	X	1	X	X	X	X	1	1	1	1	1	X
Chlorobromomethane (Bromochloromethane)	Clear Liquid	1	2	X	X	X	X	X	X	X	X	X	X	X	X	X	1	1	1	-	1	X
Chlorodifluoromethane (Freon 22)	Gas	SPECIAL HOSE REQUIRED																				
Chloroethane (Ethylene Dichloride)	Colorless Liquid	1	2	2	X	X	X	X	X	X	X	1	X	X	X	X	-	-	-	-	-	-
Chloroform	Colorless Liquid	1	2	2	X	X	X	X	X	X	X	1	X	X	2	X	1	1	1	1	1	X
Chloronaphthalene (Chlorinated Naphthalene)	Oily Liquid to Solid	1	-	-	-	X	X	X	X	X	X	1	X	-	-	-	-	-	-	-	-	-
Chloropentane (n-amyl chloride)	Colorless Liquid	1	-	-	-	-	-	-	-	-	-	-	-	-	-	X	-	1	1	-	-	X
Chlorophenol	In Benzene, Alcohol, Ether	1	2	-	-	-	-	-	-	-	-	-	-	-	-	-	-	-	-	-	-	-
Chloropicrin Mixture	Colorless Liquid	1	-	-	-	-	-	-	-	-	-	-	-	-	-	X	-	-	-	-	-	-
Chloropropylene Oxide (Epichlorohydrin)	Volatile Liquid	1	2	-	X	X	-	-	-	-	X	-	-	-	-	-	1	-	-	-	-	1
Chlorosulfonic Acid	Colorless to Light Yellow Liquid	NO HOSE AVAILABLE																				
Chlorothene (TM for chlorinated solvents)	Colorless Liquid	1	1	X	-	-	X	-	-	X	-	2	-	-	-	-	-	1	1	-	1	-
Chlorotoluene	Colorless Liquid	1	-	-	X	X	X	X	X	X	X	1	X	X	-	X	1	1	1	1	1	-
Chlorox	Colorless Liquid	1	2	1	-	-	-	2	2	2	2	-	2	1	1	1	2	1	-	-	X	-
Chocolate Syrup	Liquid	-	-	-	1	-	-	-	-	-	-	-	-	-	-	1	1	1	-	-	-	-
Chrome Alum (Chromium Potassium Sulfate)	In Water	1	1	-	-	1	1	1	1	1	1	1	1	-	1	1	-	-	-	-	-	1
Chromic Acid (100%)	Dark Red Crystals	1	X	2	-	-	-	-	-	-	1	-	-	-	-	X	X	X	X	X	X	-
Chromic Acid (25% Solution or less)	In Water	1	1	1	1	2	X	X	X	X	X	1	2	1	X	X	X	X	2	X	X	1
Chromic Acid (50% Solution with water)	In Water	1	1	1	1	2	X	X	X	X	X	1	2	1	X	X	X	X	2	X	X	1
Chromic Acid (Chromium Trioxide)	Purplish-Red Crystals	1	X	2	-	-	-	-	-	-	1	-	-	-	-	X	X	2	X	X	1	-
Chromic Chloride	In Water	1	-	-	-	-	-	-	-	-	-	-	-	-	-	1	-	-	-	-	-	-
Chromium Trioxide (Chromic Acid)	Purplish-Red Crystals	1	X	2	-	-	-	-	-	-	1	-	-	-	-	X	X	2	X	X	1	-
Cider	Liquid	1	-	-	1	-	-	-	-	-	-	-	-	-	-	2	-	-	-	-	-	-
Cinene (Dipentene)	Colorless Liquid	1	2	-	X	X	X	X	X	-	1	-	-	-	-	-	-	-	-	-	-	-
Citgo FR Fuels	Liquid	1	1	-	-	1	X	-	-	-	1	-	-	-	-	2	-	-	-	-	-	-
Citric Acid Solution	In Water	1	1	1	1	1	X	2	2	1	2	1	1	-	X	1	X	X	1	1	X	2
Coal Gas (Coke Oven Gas, Max 120°F/49°C)	Gas	1	-	-	X	-	-	-	-	-	-	-	-	-	1	-	-	-	-	-	-	-
Coal Tar	Black, viscous Liquid	1	-	-	X	X	2	X	X	2	X	1	X	2	X	X	1	1	1	1	1	-
Coal Tar Pitch (Roofing)	Liquid above 212°F (100°C)	1	-	-	X	X	X	X	X	2	X	1	2	-	-	X	-	-	-	-	-	-
Cobalt Nickel Plating Solution	Liquid	1	1	-	-	-	-	-	-	-	-	-	-	-	X	-	-	-	2	-	-	-
Cocoa Butter (Theobroma Oil)	Liquid above 95°F (35°C)	1	1	2	2	-	2	X	X	2	-	-	-	-	-	-	1	1	1	-	-	-
Coconut Oil	Liquid above 77°F (25°C)	1	-	-	X	2	1	X	X	1	2	1	2	-	1	2	-	-	-	-	-	-
Cod Liver Oil	Pale Yellow Liquid	1	1	-	2	2	X	X	X	X	2	1	X	-	-	-	1	1	1	1	1	-
Coke Oven Gas (Under 300°F/149°C)	Gas	1	1	-	X	X	X	X	X	X	X	1	2	-	-	-	1	1	1	2	-	1
Copper Arsenate (Cupric Arsenate)	In Dilute Acid	1	1	-	-	-	-	2	2	-	-	1	2	-	-	-	1	1	1	-	-	-
Copper Chloride (Cupric Chloride)	In Water	1	1	-	-	-	2	2	2	2	2	1	2	2	X	1	X	X	1	-	X	1
Copper Cyanide (Cupric Cyanide)	In Dilute Acids or Alkalies	1	1	-	-	2	2	2	2	2	2	1	2	-	-	1	-	1	1	-	X	1
Copper Nitrate (Cupric Nitrate)	In Water	1	1	-	-	1	1	2	2	1	1	1	1	1	-	-	1	1	1	-	X	1
Copper Sulfate (Cupric Sulfate)	In Water	1	1	-	-	2	1	2	2	1	2	1	1	1	X	1	X	1	1	X	X	1
Copper Sulfide (Soluble in Nitric Acid)	In Nitric Acid	1	-	-	-	1	-	X	-	X	1	1	1	-	-	-	-	-	-	-	-	-
Corn Oil	Pale Yellow Liquid	1	1	-	2	2	2	X	X	2	2	1	X	2	-	1	1	1	1	1	1	X
Corn Syrup (Glucose Syrup)	Clear Liquid	1	2	-	1	2	2	2	2	2	2	2	2	-	-	-	1	1	1	1	-	-
Cottonseed Oil	Liquid, several colors	1	1	-	2	2	2	-	-	1	-	1	2	2	-	-	1	1	1	1	1	1
Creosote (high Naphthalene/Anthracene)	Liquid	X	2	X	X	-	2	X	X	X	2	1	X	-	-	X	2	1	1	1	X	2
Cresol (Methyl Phenol)	Liquid above 95°F (35°C)	1	2	-	-	-	X	X	X	X	2	1	X	1	X	-	2	1	1	1	-	2
Cresylic Acid	Liquid	1	-	-	-	X	X	X	X	X	X	1	X	-	X	-	-	-	-	-	-	-
Crotonic Acid (Methylacrylic Acid)	White Crystalline Solid	1	1	1	1	2	2	X	X	-	1	1	-	1	X	-	1	X	-	-	-	-
Crude Oil (Crude Petroleum Oil)	Liquid	1	1	-	X	X	1	X	X	2	X	1	2	2	-	1	1	1	1	1	1	1
Crude Wax	Liquid above 200°F (93°C)	1	2	-	-	-	2	-	-	-	2	1	-	-	-	1	1	1	1	-	1	1
Cryolite (Greeland Spar)	In Sulfuric Acid	1	2	-	-	X	1	X	X	2	X	1	X	-	-	-	1	1	1	-	1	X

ACID-CHEMICAL
AIR AND MULTI-PURPOSE
FOOD AND BEVERAGE
MARINE
MATERIAL HANDLING
MINING
OILFIELD
PETROLEUM TRANSFER
PRESSURE WASHER
STEAM
WATER
CLAMPS
COUPLINGS AND FERRULES
HOSE FINDER
CHEMICAL RESISTANCE TABLE





## GATES INDUSTRIAL HOSE PRODUCTS

		Gates Hose / Polymers														Couplings / Adapters							
		<b>Form</b> (at room temperature unless otherwise stated)	Stallion®		Mustang™		Renegade™		Food & Bev. Mstr.														
			T	K	L	S	P	C	D	D	A	H	V	M	J	Z	G						
			FEP/PTFE™	Gatran™	UHMWPE	Sanitron™	EPDM	NBR	SBR	NR	Neoprene	Butyl	Fluorocarbon	Hypalon®	CPE	Nylon	PVC	Iron/Carbon Steel	Stainless Steel 304	Stainless Steel 316	Aluminum	Brass	Polypropylene
ACID-CHEMICAL	Contact Denver Product Application for recommendations for chemicals not listed. Phone (303) 744-5070																						
AIR AND MULTI-PURPOSE	<b>1 = Preferred - Constant Contact</b> <b>2 = Acceptable - Intermittent Contact</b> <b>X = Not Recommended</b> <b>- = No Data</b>																						
FOOD AND BEVERAGE	<b>NOTE: Ratings are for the effect on the <i>polymer only!</i></b>																						
MARINE	<b>Chemical</b>																						
	Cumene (Isopropyl Benzene) Cupric Arsenate (Copper Arsenate) Cupric Chloride (Copper Chloride) Cupric Cyanide (Copper Cyanide)	1 2 - 1 1 - 1 1 - 1 1 -	X - - - 2 2	- - - - 2 2	- - - - 2 2	- - - - 2 2	- - - - 2 2	- - - - 2 2	- - - - 2 2	- - - - 2 2	- - - - 2 2	- - - - 2 2	- - - - 2 2	- - - - 2 2	- - - - 2 2	- - - - 2 2	- - - - 2 2	- - - - 2 2	- - - - 2 2	- - - - 2 2	- - - - 2 2		
MATERIAL HANDLING	Cupric Nitrate (Copper Nitrate) Cupric Sulfate (Copper Sulfate) Cutting Oil (Mineral Oil Base) Cutting Oil, Sulfur Base Cutting Oil, Water Soluble	1 1 - 1 1 - 1 2 - 2 - - 1 - -	- - - - - 1 1	- - - - - 2 2	- - - - - 2 2	- - - - - 2 2	- - - - - 2 2	- - - - - 2 2	- - - - - 2 2	- - - - - 2 2	- - - - - 2 2	- - - - - 2 2	- - - - - 2 2	- - - - - 2 2	- - - - - 2 2	- - - - - 2 2	- - - - - 2 2	- - - - - 2 2	- - - - - 2 2	- - - - - 2 2	- - - - - 2 2		
MINING	Cyanide, Copper (Cupric Cyanide) Cyanide, Mercuric Cyanide, Potassium Cyanide, Silver Cyanide, Sodium	1 1 - 1 1 - 1 - - 1 1 - 1 1 -	- - - - - 1 1	- - - - - 2 2	- - - - - 2 2	- - - - - 2 2	- - - - - 2 2	- - - - - 2 2	- - - - - 2 2	- - - - - 2 2	- - - - - 2 2	- - - - - 2 2	- - - - - 2 2	- - - - - 2 2	- - - - - 2 2	- - - - - 2 2	- - - - - 2 2	- - - - - 2 2	- - - - - 2 2	- - - - - 2 2	- - - - - 2 2		
OILFIELD	Cyclohexane Cyclohexanol Cyclohexanone Cyclohexylamine Cyclopentane	1 2 1 1 2 - 1 1 - - - - 1 - -	- - - - - X 2	- - - - - X 2	- - - - - X 2	- - - - - X 2	- - - - - X 2	- - - - - X 2	- - - - - X 2	- - - - - X 2	- - - - - X 2	- - - - - X 2	- - - - - X 2	- - - - - X 2	- - - - - X 2	- - - - - X 2	- - - - - X 2	- - - - - X 2	- - - - - X 2	- - - - - X 2	- - - - - X 2		
PETROLEUM TRANSFER	Cyclopentanol Cyclopentanone Cymene Cymene (Isopropyltoluene)	1 - - - - - 1 2 - 1 - -	- - - - X X	- - - - X X	- - - - X X	- - - - X X	- - - - X X	- - - - X X	- - - - X X	- - - - X X	- - - - X X	- - - - X X	- - - - X X	- - - - X X	- - - - X X	- - - - X X	- - - - X X	- - - - X X	- - - - X X	- - - - X X	- - - - X X		
PRESSURE WASHER	<b>D</b>																						
	Decalin (TM for decahydronaphthalene) Decanal (Decyl Aldehyde) Decanol (Decyl Alcohol) Decyl Aldehyde (n-decanal) Deicing Fluid (ethylene or propylene glycol)	1 2 2 1 - - 1 - - 1 - - 1 1 1	X - - - 1 1 1	X - - - 1 1 1	X - - - 1 1 1	X - - - 1 1 1	X - - - 1 1 1	X - - - 1 1 1	X - - - 1 1 1	X - - - 1 1 1	X - - - 1 1 1	X - - - 1 1 1	X - - - 1 1 1	X - - - 1 1 1	X - - - 1 1 1	X - - - 1 1 1	X - - - 1 1 1	X - - - 1 1 1	X - - - 1 1 1	X - - - 1 1 1	X - - - 1 1 1		
STEAM	Denatured Alcohol Detergent Sol. (Sodium dodecylbenzenesulfonate) Developing Solutions (Hypos) Dextron Dextrin (Starch gum)	1 1 1 1 2 1 1 1 - 1 X - 1 1 -	1 1 1 1 - - X 1 - 1 1	1 1 1 1 - - X 1 - 1 1	1 1 1 1 - - X 1 - 1 1	1 1 1 1 - - X 1 - 1 1	1 1 1 1 - - X 1 - 1 1	1 1 1 1 - - X 1 - 1 1	1 1 1 1 - - X 1 - 1 1	1 1 1 1 - - X 1 - 1 1	1 1 1 1 - - X 1 - 1 1	1 1 1 1 - - X 1 - 1 1	1 1 1 1 - - X 1 - 1 1	1 1 1 1 - - X 1 - 1 1	1 1 1 1 - - X 1 - 1 1	1 1 1 1 - - X 1 - 1 1	1 1 1 1 - - X 1 - 1 1	1 1 1 1 - - X 1 - 1 1	1 1 1 1 - - X 1 - 1 1	1 1 1 1 - - X 1 - 1 1	1 1 1 1 - - X 1 - 1 1	1 1 1 1 - - X 1 - 1 1	
WATER	Diacetone Diacetone Alcohol Diammonium Phosphate Diazinon Dibenzyl Ether	1 1 - 1 1 - 1 1 - 1 - - 1 1 -	- - - - - 2 X	- - - - - 2 X	- - - - - 2 X	- - - - - 2 X	- - - - - 2 X	- - - - - 2 X	- - - - - 2 X	- - - - - 2 X	- - - - - 2 X	- - - - - 2 X	- - - - - 2 X	- - - - - 2 X	- - - - - 2 X	- - - - - 2 X	- - - - - 2 X	- - - - - 2 X	- - - - - 2 X	- - - - - 2 X	- - - - - 2 X		
CLAMPS	Dibutyl Ether Dibutyl Phthalate Dibutylamine Dibutylsebacate Dichloroacetic Acid	1 1 - 1 1 - 1 - - 1 1 - 1 - -	- - - - - X X	- - - - - X X	- - - - - X X	- - - - - X X	- - - - - X X	- - - - - X X	- - - - - X X	- - - - - X X	- - - - - X X	- - - - - X X	- - - - - X X	- - - - - X X	- - - - - X X	- - - - - X X	- - - - - X X	- - - - - X X	- - - - - X X	- - - - - X X	- - - - - X X	- - - - - X X	
COUPLINGS AND FERRULES	Dichloroaniline Dichlorobenzene (ortho) Dichlorobenzene (para) Dichlorobenzyl Chloride Dichlorodifluoromethane (Freon 12)	1 - - 1 2 - 1 2 - 1 2 - 1 2 -	- X - X X	- X - X X	- X - X X	- X - X X	- X - X X	- X - X X	- X - X X	- X - X X	- X - X X	- X - X X	- X - X X	- X - X X	- X - X X	- X - X X	- X - X X	- X - X X	- X - X X	- X - X X	- X - X X	- X - X X	
HOSE FINDER		SPECIAL HOSE REQUIRED																					





Chemical	Form (at room temperature unless otherwise stated)	Gates Hose / Polymers														Couplings / Adapters						
		Stallion® Mustang® Renegade™			Food & Bev. Mstr.																	
		T	K	L	S	P	C	D	D	A	H	V	M	J	Z	G						
		FEP/PTFE	Garlon™	UHMWPE	Sanitron™	EPDM	NBR	SBR	NR	Neoprene	Butyl	Fluorocarbon	Hypalon®	CPE	Nylon	PVC	Iron/Carbon Steel	Stainless Steel 304	Stainless Steel 316	Aluminum	Brass	Polypropylene
Dichloroethane (Ethylene Dichloride)	Colorless Oily Liquid	1	2	2	X	X	X	X	X	X	X	2	X	X	X	X	-	-	-	-	-	-
Dichloroethyl Ether	Colorless Liquid	1	-	-	-	-	X	-	X	-	X	-	X	-	-	-	-	-	-	-	-	-
Dichloroethylene	Colorless Liquid	1	2	X	-	X	X	X	X	X	X	1	X	-	-	-	-	-	-	-	-	-
Dichloroethylene (Acetylene Dichloride)	Colorless Liquid	1	X	X	X	X	-	X	X	-	X	1	-	X	1	X	-	-	-	-	-	X
Dichloromethane (Methylene Chloride)	Colorless Liquid	1	1	2	X	X	X	X	X	X	X	2	X	X	X	X	1	1	1	-	1	-
Dichloropentane	Light Yellow Liquid	1	-	-	-	X	X	X	X	X	X	1	X	-	-	-	-	-	-	-	-	-
Dichloropropane (Propylene Dichloride)	Colorless Liquid	1	-	-	-	X	X	X	X	X	X	2	X	-	-	-	-	-	-	-	-	-
Dicyclohexylamine	Colorless Liquid	1	-	-	-	X	-	X	X	X	X	X	X	-	-	-	-	-	-	-	-	-
DIDA (Diisodecyl Adipate)	Light Colored Oily Liquid	1	-	-	-	X	-	X	-	X	-	1	X	X	-	-	-	-	-	-		
Diesel Fuel	Liquid	1	2	1	X	X	1	X	X	2	X	-	X	-	1	-	1	1	1	1	1	2
Diethanolamine (20%)	In Water or Alcohol	1	-	-	1	2	2	2	2	X	1	1	2	1	1	2	1	1	1	1	X	-
Diethanolamine	Liquid above 83°F (29°C)	1	-	-	1	-	-	-	-	-	-	-	-	-	-	-	1	1	1	1	X	-
Diethyl Ether (Ethyl Ether)	Colorless Liquid	1	2	-	1	X	X	X	X	X	2	X	X	1	-	2	2	1	1	1	1	1
Diethyl Ketone	Colorless Liquid	1	-	-	-	2	X	-	X	X	2	X	X	-	-	X	-	-	-	-	-	-
Diethyl Oxalate	Colorless Oily Liquid	1	-	-	-	X	X	-	X	X	X	-	X	-	-	X	-	-	-	-	-	-
Diethyl Phthalate (Ethyl Phthalate)	Water White Liquid	1	1	-	-	-	X	X	X	-	2	-	-	2	-	-	-	1	1	-	1	-
Diethyl Sebacate	-	1	1	-	-	-	X	X	X	X	2	2	X	2	-	-	-	1	1	-	1	-
Diethyl Sulfate	Colorless Liquid	1	-	-	-	1	X	1	X	1	2	X	X	-	-	-	-	-	-	-	-	-
Diethyl Sulfide (Ethyl Sulfide)	Colorless Oily Liquid	1	1	-	-	-	-	-	-	-	-	1	-	-	-	-	-	-	-	-	-	-
Diethylacetaldehyde (Ethylbutylaldehyde)	Colorless Liquid	1	1	-	-	-	-	-	-	-	-	-	-	-	-	-	-	-	-	-	-	-
Diethylamine	Colorless Liquid	-	-	2	-	-	-	-	-	-	-	-	-	-	-	-	-	1	1	-	1	1
Diethylbenzene	Colorless Liquid	1	1	-	-	X	-	X	X	-	X	1	-	2	-	-	-	-	-	-	-	-
Diethylene Dioxide (1,4 Dioxane)	Colorless Liquid	1	1	-	1	2	X	X	X	X	2	X	X	2	1	X	1	1	1	1	1	1
Diethylene Ether (Dioxane)	Colorless Liquid	1	1	-	1	2	X	X	X	X	2	X	X	2	1	X	1	1	1	1	1	1
Diethylene Glycol (Dihydroxydiethyl Ether)	Colorless Syrupy Liquid	1	1	-	1	1	1	1	1	1	1	1	-	1	1	1	1	1	1	1	1	1
Diethylene Glycol Methyl Ether (Methyl Cellosolve)	Colorless Liquid	1	1	-	1	1	-	X	X	-	X	1	X	1	-	-	-	-	-	-	-	-
Diethylene Glycol Monobutyl Ether	Colorless Liquid	1	1	-	1	1	-	-	-	-	-	1	-	-	-	-	-	-	-	-	-	-
Diethylene Glycol Monobutyl Ether Acetate	Colorless Liquid	1	1	-	1	1	-	-	-	-	-	-	-	-	-	-	-	-	-	-	-	-
Diethylene Glycol Monoethyl Ether	Colorless Liquid	1	1	-	1	1	-	-	-	-	-	1	-	-	-	-	-	-	-	-	-	-
Diethylene Glycol Monomethyl Ether	Colorless Liquid	1	1	-	1	1	-	-	-	-	-	1	-	-	-	-	-	-	-	-	-	-
Diethylene Glycol Monomethyl Ether Acetate	Colorless Liquid	1	1	-	1	1	-	-	-	-	-	-	-	-	-	-	-	-	-	-	-	-
Diethylenetriamine	Yellow Liquid	1	1	1	-	1	-	X	-	X	1	X	X	-	-	-	-	-	-	-	-	-
Dihydroxyacetone	In Water	1	1	-	1	1	-	-	-	-	-	-	-	-	-	-	-	-	-	-	-	-
Dihydroxydiethyl ether (Diethylene glycol)	Colorless Syrupy Liquid	1	1	1	1	1	1	1	1	1	1	1	-	1	1	1	1	1	1	1	1	1
Diisobutyl Ketone	Colorless Liquid	1	1	-	1	1	X	X	X	X	2	X	X	2	1	-	-	1	1	-	1	1
Diisobutyl Phenol (Octyl Phenol)	White Flakes	1	-	-	-	-	-	-	1	-	-	-	-	-	-	-	-	-	-	-	-	-
Diisobutyl Phthalate	Liquid	1	1	-	-	-	-	-	-	-	-	-	-	-	-	-	-	-	-	-	-	-
Diisobutylene	Colorless Liquids	1	1	-	X	X	2	X	X	X	X	1	X	1	-	-	-	1	1	-	1	-
Diisodecyl Adipate (DIDA)	Light Colored Oily Liquid	1	-	-	-	-	X	-	X	-	1	X	X	-	-	-	-	-	-	-	-	-
Diisooctyl Phthalate (DIOP)	Nearly Colorless Liquid	1	-	-	-	1	X	-	X	-	1	X	X	-	-	-	-	-	-	-	-	-
Diisopropanolamine	Liquid above 108°F (42°C)	1	-	-	-	2	-	-	2	-	1	-	-	-	-	-	-	-	-	-	-	-
Diisopropyl Ketone	Colorless Liquid	1	1	-	1	1	X	X	X	X	2	X	X	-	1	-	-	1	1	-	1	-
Diisopropylamine	Colorless Liquid	1	1	-	-	-	-	-	-	-	-	-	-	-	-	-	-	-	-	-	-	-
Diisopropylbenzene (meta)	Colorless Liquid	1	2	2	X	X	-	-	-	-	-	1	-	-	-	-	-	-	-	-	-	-
Diisopropylidene Acetone (Phorone)	Yellow Liquid	1	1	-	-	2	X	X	X	X	2	X	X	-	-	-	1	1	1	-	1	-
Dilauryl Ether	Liquid above 92°F (33°C)	1	1	-	1	1	-	-	-	-	-	X	-	-	-	-	-	-	-	-	-	-
Dimethyl Acetamide (DMAC)	Colorless Liquid	1	1	-	-	-	-	-	-	-	-	-	-	-	-	-	-	-	-	-	-	-
Dimethyl Aniline	Yellow/brown Oily Liquid	1	1	-	-	X	X	X	X	X	2	1	X	2	-	-	-	-	-	-	1	-
Dimethyl Ether	Liquid under Pressure	1	1	1	1	1	X	X	X	X	2	X	X	-	-	-	1	1	1	1	1	-
Dimethyl Formamide	Water White Liquid	1	1	-	1	2	-	-	-	-	-	X	-	-	-	-	1	1	1	-	1	-

ACID-CHEMICAL
AIR AND MULTI-PURPOSE
FOOD AND BEVERAGE
MARINE
MATERIAL HANDLING
MINING
OILFIELD
PETROLEUM TRANSFER
PRESSURE WASHER
STEAM
WATER
CLAMPS
COUPLINGS AND FERRULES
HOSE FINDER
CHEMICAL RESISTANCE TABLE





# GATES INDUSTRIAL HOSE PRODUCTS

	ACID-CHEMICAL	Contact Denver Product Application for recommendations for chemicals not listed. Phone (303) 744-5070	Gates Hose / Polymers													Couplings / Adapters							
			Form (at room temperature unless otherwise stated)																				
			Stallion® Mustang™ Renegade™ Food & Bev. Mstr.	T	K	L	S	P	C	D	D	A	H	V	M	J	Z	G	Iron/Carbon Steel	Stainless Steel 304	Stainless Steel 316	Aluminum	Brass
Chemical	FEP/PTFE	Galtron™	UHMWPE	Sanitron™	EPDM	NBR	SBR	NR	Neoprene	Butyl	Fluorocarbon	Hypalon®	CPE	Nylon	PVC								
	AIR AND MULTI-PURPOSE	1 = Preferred - Constant Contact 2 = Acceptable - Intermittent Contact X = Not Recommended - = No Data																					
	FOOD AND BEVERAGE	<b>NOTE: Ratings are for the effect on the polymer only!</b>																					
	MARINE																						
	MATERIAL HANDLING																						
	MINING																						
	OILFIELD																						
	PETROLEUM TRANSFER																						
	PRESSURE WASHER																						
	STEAM																						
	WATER																						
	CLAMPS																						
	COUPLINGS AND FERRULES																						
	HOSE FINDER																						
	CHEMICAL RESISTANCE TABLE																						



Contact Denver Product Application for recommendations for chemicals not listed. Phone (303) 744-5070  1 = Preferred - Constant Contact 2 = Acceptable - Intermittent Contact X = Not Recommended - = No Data  <b>NOTE: Ratings are for the effect on the polymer only!</b>  <b>Chemical</b>	<b>Form</b> (at room temperature unless otherwise stated)	Gates Hose / Polymers														Couplings / Adapters					
		Stallion®	Mustang®	Renegade™	Food & Bev. Mstr.																
		T	K	L	S	P	C	D	D	A	H	V	M	J	Z	G					
		FEP/PTFE	Gartron™	UHMWPE	Sanitron™	EPDM	NBR	SBR	NR	Neoprene	Butyl	Fluorocarbon	Hypalon®	CPE	Nylon	PVC	Iron/Carbon Steel	Stainless Steel 304	Stainless Steel 316	Aluminum	Brass
EDTA (Ethylenediaminetetraacetic Acid)	Colorless Crystals	1	1	-	-	1	-	-	-	-	-	1	-	-	-	-	-	-	-	-	-
Emulsion (Oil in Water)	Water is Continuous Phase	1	1	1	-	1	1	-	-	-	-	-	1	-	-	-	-	-	-	-	-
Enamels	Liquid	1	1	-	X	X	X	-	-	-	-	1	-	-	1	2	-	-	-	1	-
Epichlorohydrin (Chloropropylene Oxide)	Volatile Liquid	1	2	-	X	X	-	-	-	-	-	X	-	-	-	-	1	-	-	-	1
Epoxy Resin	Solid Pellet	-	-	-	-	1	-	-	-	1	2	X	-	-	-	-	-	-	-	-	-
Essential Oils	Liquid	1	2	-	X	X	1	X	X	2	-	1	-	-	-	2	1	1	1	1	1
Ethanol (Ethyl Alcohol)	Colorless Liquid	1	1	1	-	1	1	1	1	1	1	1	1	1	1	2	1	1	1	2	1
Ethanolamine (Aminoethanol)	Colorless Viscous Liquid	1	2	1	1	2	2	2	2	2	2	X	X	1	1	2	1	1	1	-	1
Ethers	Liquids	1	1	X	1	1	2	X	X	X	2	X	2	1	-	2	1	1	1	1	2
Ethyl Acetate (Acetic Ether)	Colorless Liquid	1	1	1	2	2	X	X	X	2	X	X	2	1	X	1	1	1	1	1	2
Ethyl Acetoacetate	Colorless Liquid	1	1	-	-	2	X	X	X	X	2	X	X	1	-	-	1	1	1	1	X
Ethyl Acrylate	Colorless Liquid	1	2	-	2	2	X	X	X	X	X	X	2	-	X	1	1	1	-	-	X
Ethyl Acrylate, Inhibited	Colorless Liquid	1	2	-	2	2	X	X	X	X	X	X	2	-	X	1	1	1	-	-	X
Ethyl Alcohol (Ethanol)	Colorless Liquid	1	1	1	1	1	1	1	1	1	1	1	1	1	2	1	1	1	1	2	1
Ethyl Aluminum Dichloride (Above 90°F/32°C)	Clear Yellow Liquid	1	-	-	-	X	-	X	-	X	2	X	-	-	-	-	-	-	-	-	-
Ethyl Bromide	Colorless Liquid	1	2	-	-	X	X	X	X	X	X	1	X	2	1	X	-	1	1	-	1
Ethyl Butyl Ether (Butyl Ethyl Ether)	Liquid	1	-	-	-	2	-	X	-	X	-	2	-	-	-	-	-	-	-	-	-
Ethyl Butyrate	Colorless Liquid	1	1	-	-	X	X	X	2	-	-	-	-	-	-	-	1	1	1	-	-
Ethyl Chloride	Compressed Liquid	1	2	2	-	X	X	X	X	X	X	1	X	-	-	X	2	1	1	1	2
Ethyl Chloroformate (Ethyl Chlorocarbonate)	Water White Liquid	1	-	-	X	X	-	-	-	-	1	-	-	-	-	-	-	-	-	-	-
Ethyl Ether (Diethyl Ether)	Colorless Liquid	1	2	X	1	X	X	X	X	X	2	X	X	1	2	X	2	1	1	1	1
Ethyl Ether Acetate (Cellosolve Acetate)	Colorless Liquid	1	1	-	-	2	X	-	-	-	-	X	-	1	-	1	1	1	1	-	1
Ethyl Formate	Water White Liquid	1	-	-	-	2	X	-	-	-	-	1	-	-	-	-	-	-	-	-	-
Ethyl Iodide	Colorless Liquid	1	-	-	-	X	X	-	X	X	X	2	X	-	-	-	-	-	-	-	-
Ethyl Isobutyrate	Colorless Liquid	1	-	-	X	X	-	X	X	X	-	-	-	-	-	-	-	-	-	-	-
Ethyl Mercaptan (Ethanethiol)	Colorless Pungent Liquid	1	1	-	-	X	X	X	X	X	X	1	X	-	-	X	2	-	-	-	-
Ethyl Methyl Ketone (MEK)	Colorless Liquid	1	1	1	1	2	2	X	-	X	-	X	X	2	1	X	-	-	-	-	-
Ethyl Oleate	Light Yellowish Liquid	1	-	-	-	-	-	-	-	-	-	-	-	-	-	-	-	-	-	-	-
Ethyl Oxalate	Colorless Liquid	1	1	-	-	2	X	2	2	X	2	1	-	1	-	-	-	-	-	-	-
Ethyl Pentachlorobenzene	-	1	1	-	-	X	X	X	X	X	X	1	X	-	-	-	2	1	1	-	1
Ethyl Phthalate (Diethyl phthalate)	Water White Liquid	1	1	-	-	X	X	X	-	2	-	-	2	-	-	-	-	1	1	-	1
Ethyl Propionate	Water White Liquid	1	-	-	-	X	X	-	X	X	X	-	-	-	-	-	-	-	-	-	-
Ethyl Propyl Ketone (3-Hexanone)	Colorless Liquid	1	-	-	-	X	-	X	-	X	-	2	X	X	-	-	-	-	-	-	-
Ethyl Silicate	Colorless Liquid	1	1	-	-	2	1	2	2	1	-	1	-	1	-	-	1	1	1	1	1
Ethyl Sulfide (Diethyl Sulfide)	Colorless Oily Liquid	1	1	-	-	-	-	-	-	-	-	1	-	-	-	-	-	-	-	-	-
Ethylamine	Colorless Liquid or Gas	1	2	-	1	1	X	X	X	X	2	X	X	1	-	-	-	1	1	-	1
Ethylbenzene	Colorless Liquid	1	2	-	-	X	X	X	X	X	X	1	X	2	-	-	1	1	1	-	1
Ethylbutanol (2-Ethylbutyl Alcohol)	Colorless Liquid	1	1	1	1	1	1	-	-	1	1	1	2	1	1	1	-	-	-	-	-
Ethylbutyl Alcohol (Ethylbutanol)	Colorless Liquid	1	1	1	1	1	1	-	-	1	1	1	2	1	1	1	-	-	-	-	-
Ethylbutyl Amine	Water White Liquid	1	1	-	-	-	-	-	-	-	-	-	-	-	-	-	-	-	-	-	-
Ethylbutyl Ketone	Clear Liquid	1	1	-	-	1	-	-	-	-	-	X	-	-	-	-	-	-	-	-	-
Ethylbutyraldehyde (Diethylacetaldehyde)	Colorless Liquid	1	1	-	-	-	-	-	-	-	-	-	-	-	-	-	-	-	-	-	-
Ethylcellulose	Granular Solid	1	1	-	-	-	-	-	1	-	-	-	-	1	-	-	1	1	1	-	1
Ethylene Chlorohydrin	Colorless Liquid	1	1	-	2	X	X	-	-	X	2	1	-	-	X	X	-	-	-	-	-
Ethylene Cyanohydrin	Straw Colored Liquid	1	-	-	-	-	-	-	-	-	-	-	-	-	-	-	-	-	-	-	-
Ethylene Dibromide (EDB)	Colorless Liquid	1	-	-	-	-	-	-	-	-	-	-	-	-	-	-	-	-	-	-	-
Ethylene Dichloride (Chloroethane)	Colorless Liquid	1	2	2	X	X	X	X	X	X	X	2	X	X	X	X	-	-	-	-	-
Ethylene Glycol	Colorless Liquid	1	1	1	1	1	1	-	-	1	1	1	2	1	-	1	2	1	1	1	1
Ethylene Glycol Formal (Dioxolane)	Water White Liquid	1	-	-	-	-	-	-	-	-	-	X	-	-	-	-	1	1	1	1	1
Ethylene Glycol Monoethylether	Colorless Liquid	1	1	-	1	1	X	-	-	-	-	-	-	-	-	-	-	-	-	-	-
Ethylene Glycol Monoethylether Acetate	Colorless Liquid	1	1	-	1	1	X	-	-	-	-	-	-	-	-	-	-	-	-	-	-

ACID-CHEMICAL
AIR AND MULTI-PURPOSE
FOOD AND BEVERAGE
MARINE
MATERIAL HANDLING
MINING
OILFIELD
PETROLEUM TRANSFER
PRESSURE WASHER
STEAM
WATER
CLAMPS
COUPLINGS AND FERRULES
HOSE FINDER
CHEMICAL RESISTANCE TABLE



# GATES INDUSTRIAL HOSE PRODUCTS

	Contact Denver Product Application for recommendations for chemicals not listed. Phone (303) 744-5070	Form (at room temperature unless otherwise stated)	Gates Hose / Polymers													Couplings / Adapters									
			Stallion®	Mustang®	Renegade™	Food & Bev. Mstr.									Iron/Carbon Steel	Stainless Steel 304	Stainless Steel 316	Aluminum	Brass	Polypropylene					
			T	K	L	S	P	C	D	D	A	H	V	M							J	Z	G		
ACID-CHEMICAL																									
AIR AND MULTI-PURPOSE																									
FOOD AND BEVERAGE																									
MARINE																									
MATERIAL HANDLING																									
MINING																									
OILFIELD																									
PETROLEUM TRANSFER																									
PRESSURE WASHER																									
STEAM																									
WATER																									
CLAMPS																									
COUPLINGS AND FERRULES																									
HOSE FINDER																									

CHEMICAL RESISTANCE TABLE



Contact Denver Product Application for recommendations for chemicals not listed. Phone (303) 744-5070  1 = Preferred - Constant Contact 2 = Acceptable - Intermittent Contact X = Not Recommended -- = No Data  <b>NOTE: Ratings are for the effect on the polymer only!</b>	Form (at room temperature unless otherwise stated)	Gates Hose / Polymers														Couplings / Adapters						
		Stallion®		Mustang®		Renegade™		Food & Bev. Mstr.														
		T	K	L	S	P	C	D	D	A	H	V	M	J	Z	G	Iron/Carbon Steel	Stainless Steel 304	Stainless Steel 316	Aluminum	Brass	Polypropylene
Chemical		FEP/PTFE	Gartron™	UHMWPE	Sanitron™	EPDM	NBR	SBR	NR	Neoprene	Butyl	Fluorocarbon	Hypalon®	CPE	Nylon	PVC						
Freon 134a (HFC 134a)	Gas or Liquid																					
Freon 22 (Chlorodifluoromethane)	Gas or Liquid																					
Freon 23	Clear Liquid																					
Fruit Juices	Liquid				1											1						
Fuel Oil (ASTM 1-6)	Water White to Brown Liquids	1	2	1	X	X	1	X	X	2	X	1	X	1	1	X	2	2	2	1	1	-
Fumaric Acid	Colorless Crystals	1	1	1	1	2	-	2	2	-	-	1	-	-	-	X	-	1	1	-	-	
Fumaric Acid Solution (Allomalaic Acid)	Liquid	1	1	-	-	2	1	2	2	-	-	-	-	-	-	X	-	-	-	-	-	
Furan (Furfuran)	Colorless to Brown Liquid	1	1	1	-	X	X	X	X	X	X	-	-	-	1	-	X	1	1	1	1	-
Furfural (Ant Oil)	Colorless to Reddish Brown Liquid	1	1	-	2	X	X	X	X	2	X	2	2	1	-	X	2	1	1	1	1	2
Furfural Alcohol	Colorless to Brown Liquid	1	1	2	X	X	X	X	X	2	X	1	2	1	1	X	1	1	1	1	1	2
Furfuran (Furan)	Colorless to Brown Liquid	1	1	1	-	X	X	X	X	X	X	-	-	1	-	X	1	1	1	1	1	-
Furfuryl Alcohol	Colorless to Reddish Brown Liquid	1	1	-	2	-	-	-	-	-	-	1	-	-	1	-	-	-	-	-	-	
Fusel Oil (Amyl Alcohol, Grain Oil)	Colorless Liquid	1	1	1	1	2	2	2	2	2	2	1	2	1	1	1	1	1	1	1	1	-
Fyrguard 150, 200	-	1	1	-	-	1	1	-	-	-	1	-	-	-	-	-	-	1	1	1	1	-
Fyrquel 15R&O, 220R&O, 550R&O	-	1	1	-	-	1	X	-	-	-	1	-	-	-	-	-	-	1	-	1	-	-
Fyrquel 90, 150, 220, 300, 550, 1000	-	1	1	-	-	1	X	-	-	-	1	-	-	-	-	-	-	1	-	1	-	-
<b>G</b>																						
Gallic Acid (3,4,5 Trihydroxybenzoic Acid)	In Alcohol or Glycerol	1	1	1	1	1	X	2	2	X	2	1	-	1	X	X	X	1	1	1	-	1
Gallic Acid Solution	In Alcohol Solution	1	1	-	1	-	X	2	2	X	2	1	-	1	X	X	X	1	1	1	-	1
Gasohol (Gasoline blended with Ethanol) <sup>1</sup>	Colorless Liquid	1	2	1	X	X	2	X	X	2	X	1	X	-	1	X	2	1	1	1	1	X
Gasoline (Oxygenated - Blended With MTBE) <sup>1</sup>	Colorless Liquid	1	2	1	X	X	2	X	X	2	X	1	X	-	1	X	2	1	1	1	1	X
Gasoline (Unleaded Up to 50% Aromatics) <sup>1</sup>	Colorless Liquid	1	2	1	X	X	2	X	X	2	X	1	X	-	1	X	2	1	1	1	1	-
Gasoline (White) <sup>1</sup>	Colorless Liquid	1	2	-	X	X	2	X	X	2	X	1	X	-	1	X	2	1	1	1	1	-
Gelatin	Flakes or Powder	-	-	-	-	-	-	-	1	-	-	-	-	-	-	1	1	-	-	-	-	
Glacial Acetic Acid	Clear Colorless Liquid	1	1	1	X	2	-	-	-	X	X	X	-	X	X	X	-	-	-	-	-	-
Glacial Methacrylic Acid (GMAA)	White Crystals	1	-	-	-	-	-	-	-	-	-	-	-	-	-	-	-	-	-	-	-	
Glauber's Salt (Sodium Sulfate Decahydrate)	Crystals or Powder	1	-	-	-	1	-	1	1	-	-	-	-	-	-	-	-	-	-	-	-	-
Gluconic Acid (Commercial 50% Aqueous)	Aqueous Solution	1	-	-	-	-	X	-	X	-	X	-	2	-	-	-	-	-	-	-	-	-
Glucose	Crystals to White Powder	-	-	-	-	-	-	-	1	-	-	-	-	-	-	-	-	1	1	1	1	-
Glucose Solution	Liquid	1	1	-	1	1	1	1	1	1	1	1	1	-	-	1	1	1	1	1	1	-
Glue	Varies	1	1	-	-	X	2	X	X	2	X	1	1	-	2	1	1	2	1	1	1	X
Glycerine (Glycerol)	Clear Viscous Liquid	1	1	-	1	1	1	1	1	1	1	1	1	1	-	1	1	1	1	1	1	-
Glycerol (Glycerine)	Clear Viscous Liquid	1	1	-	1	1	1	1	1	1	1	1	1	1	-	1	1	1	1	1	1	-
Glycerol Monolaurate	Liquid above 80°F (27°C)	1	1	1	1	1	-	-	-	-	1	1	-	-	-	-	-	-	-	-	-	-
Glycol FR Fluids	Liquid	1	-	-	1	1	-	-	-	-	1	-	-	-	-	-	-	-	-	-	-	-
Glycol Slurry	Watery suspension	1	-	2	-	-	-	-	-	-	-	-	-	-	-	-	-	-	-	-	-	-
Glycols (ie Ethylene Glycol)	Clear Colorless Liquid	1	1	1	1	1	1	1	1	1	1	1	1	1	1	-	1	1	1	1	1	-
GMAA (Glacial Methacrylic Acid)	White Crystals	1	-	-	-	-	-	-	-	-	-	-	-	-	-	-	-	-	-	-	-	-
Graphite	Powdered, Flake, Crystals	1	-	1	-	-	-	-	1	-	-	-	-	-	-	-	-	-	-	-	-	-
Grease	Semi-Solid	1	1	2	2	X	1	X	X	2	X	1	2	-	-	1	1	1	1	1	1	-
Grease, Silicone Base	-	1	-	1	-	-	-	-	-	-	-	-	-	-	1	-	-	1	1	1	1	-
Green Liquor (Effluent Alkaline Pulping)	Liquid	1	1	1	-	-	-	-	-	-	-	-	-	-	-	1	-	-	-	-	-	-
Green Sulfate Liquor	Liquid	1	1	1	-	1	2	1	1	1	1	-	1	2	-	-	-	1	1	1	-	-
<b>H</b>																						
Halowax (Chlorinated Hydrocarbons)	Oils to Waxy Solid	1	1	1	-	X	X	X	X	X	X	1	X	-	-	-	-	-	-	-	-	-
HEA (2-Hydroxyethyl Acrylate)	Liquid	1	1	1	1	X	-	-	-	-	-	1	-	1	-	-	-	-	-	-	-	-
HEA Acid (2-Hydroxyethyl Acrylate)	Liquid	1	1	1	1	X	-	-	-	-	-	1	-	1	-	-	-	-	-	-	-	-
Hematite (Iron Ore)	Black to Brick Red	1	-	-	-	-	-	-	1	-	-	-	-	-	-	-	-	-	-	-	-	-

<sup>1</sup> Only use fuel rated hose, except for transfer

ACID-CHEMICAL
AIR AND MULTI-PURPOSE
FOOD AND BEVERAGE
MARINE
MATERIAL HANDLING
MINING
OILFIELD
PETROLEUM TRANSFER
PRESSURE WASHER
STEAM
WATER
CLAMPS
COUPLINGS AND FERRULES
HOSE FINDER
CHEMICAL RESISTANCE TABLE





# GATES INDUSTRIAL HOSE PRODUCTS

	ACID-CHEMICAL	Contact Denver Product Application for recommendations for chemicals not listed. Phone (303) 744-5070	Gates Hose / Polymers														Couplings / Adapters				
			Form (at room temperature unless otherwise stated)																		
			Chemical																		
			Stallion®	Mustang™	Renegade™	Food & Bev. Mstr.															
T	K	L	S	P	C	D	D	A	H	V	M	J	Z	G							
FEP/PTFE	Garlon™	UHMWPE	Sanitron™	EPDM	NBR	SBR	NR	Neoprene	Butyl	Fluorocarbon	Hypalon®	CPE	Nylon	PVC	Iron/Carbon Steel	Stainless Steel 304	Stainless Steel 316	Aluminum	Brass	Polypropylene	
		HEP (2-Hydroxypropyl Acrylate)	Liquid	1	1	1	X	-	-	-	-	1	-	-	-	-	-	-	-	-	-
		Heptachlor (In Xylene)	Liquid	1	2	-	X	X	2	X	X	X	X	1	-	-	1	X	-	-	-
		Heptanal (Heptaldehyde)	Colorless Oily Liquid	1	-	-	-	-	-	-	-	-	-	-	-	-	-	-	-	-	-
		Heptane	Colorless Liquid	1	2	1	X	X	1	X	X	2	X	1	X	1	1	2	1	1	1
		Heptanedicarboxylic Acid (Azelaic Acid)	Yellowish to White Powder	1	-	-	-	-	-	1	-	-	-	-	-	-	-	-	-	-	-
		Heptanoic Acid	Clear Oily Liquid	1	1	1	-	-	-	-	-	1	-	-	-	-	-	-	-	-	-
		Heptanol	Colorless Liquid	1	1	1	1	1	1	1	1	1	1	1	1	1	1	1	1	1	1
		Hexachlorocyclohexane	White to Yellowish Flakes	-	-	-	-	-	-	1	-	-	-	-	-	-	-	-	-	-	-
		Hexachlorocyclopentadiene	Yellow Liquid	1	-	-	X	X	-	X	X	-	X	1	-	-	-	-	-	-	-
		Hexadecanoic Acid (Palmitic Acid)	White Crystals	-	-	-	-	-	-	1	-	-	-	-	-	-	-	-	-	-	-
		Hexahydrophthalic Anhydride	Clear Colorless Viscous Liquid	1	-	-	-	-	-	-	-	-	-	-	-	-	-	-	-	-	-
		Hexaldehyde	Colorless Liquid	1	1	1	1	1	1	-	-	-	-	-	-	1	1	1	1	1	1
		Hexamethylenediamine, Solution	Colorless Flat Solid Leaflets	-	-	-	-	-	-	1	-	-	-	-	-	-	-	-	-	-	-
		Hexamethyleneimine	Clear Colorless Liquid	1	-	-	-	-	-	-	-	-	-	-	-	-	-	-	-	-	-
		Hexane	Colorless Liquid	1	X	1	X	X	1	X	X	-	X	1	-	1	1	X	1	1	1
		Hexanol (Hexyl Alcohol)	Colorless Liquid	1	1	-	-	X	1	-	-	2	-	1	X	1	-	-	1	1	1
		Hexanone (Ethyl Propyl Ketone)	Colorless Liquid	1	-	-	-	X	-	X	-	2	X	X	-	-	-	-	-	-	-
		Hexene	Colorless Liquid	1	-	-	X	X	2	X	X	-	X	1	-	1	-	-	1	1	1
		Hexyl "Cellosolve" (EG monohexyl ether)	Water White Liquid	1	1	1	-	-	-	-	-	-	1	-	-	-	-	-	-	-	-
		Hexyl Alcohol (Hexanol)	Colorless Liquid	1	1	-	-	X	1	-	-	2	-	1	X	1	-	-	1	1	1
		Hexyl Methacrylate	Liquid	1	-	-	-	-	-	-	-	-	-	-	-	-	-	-	-	-	-
		Hexylamine	Water White Liquid	1	-	-	-	X	-	X	-	2	X	X	-	-	-	-	-	-	-
		Hexylene (1-Hexene)	Colorless Liquid	1	-	-	X	X	2	X	X	-	X	1	-	1	-	-	1	1	1
		Hexylene Glycol	Colorless Liquid	1	1	1	1	1	-	-	-	-	1	-	-	-	-	-	-	-	-
		Honey	Yellow Liquid	1	-	-	-	1	1	-	1	1	-	-	1	-	-	-	-	-	-
		Houghto-Safe 1055, 1110, 1115, 1120, 1130	Liquid	1	1	-	-	1	X	-	-	-	1	-	-	-	-	-	1	1	1
		Houghto-Safe 271, 416, 520 & 616, 620	Liquid	1	1	-	-	1	1	-	-	-	-	-	-	1	1	1	1	1	1
		Houghto-Safe 5046	Liquid	1	1	-	-	X	1	-	-	-	X	-	-	-	-	-	1	1	1
		Houghto-Safe 625, 640 & 525 (Under 100°F/38°C)	Liquid	1	1	-	-	1	1	-	-	-	1	-	-	-	-	-	1	1	1
		HPA Acid (2-Hydroxypropyl Acrylate)	Liquid	1	1	1	1	X	-	-	-	-	1	-	-	1	-	-	-	-	-
		HPO (Sodium Thiosulfate)	White Powder	1	1	-	-	-	1	1	1	1	1	1	1	X	1	1	2	X	-
		Hy-Chock Oil	Liquid	1	1	-	-	-	1	-	-	-	1	-	-	1	1	1	1	1	1
		Hydrocyanic Acid (up to 98%)	Water White Liquid	1	X	-	-	-	-	-	-	-	1	-	-	-	-	X	1	1	X
		Hydrafluid 760 (Texaco and Houghton)	Liquid	1	1	-	-	X	1	-	-	-	X	1	-	-	-	1	1	1	1
		Hydrafluid AZR&O, A, B, AA, C	Liquid	1	1	-	-	X	1	-	-	-	X	1	-	-	-	1	1	1	1
		Hydrasol A (Textile Dying)	-	1	1	-	-	X	1	-	-	-	X	1	-	-	-	1	1	1	1
		Hydraulic Fluid (Phosphate Ester Base)	Liquid	1	1	-	-	1	X	-	-	X	1	1	-	1	1	1	1	1	1
		Hydraulic Fluid (Polyalphaolfin)	Liquid	1	-	-	-	-	-	-	-	-	1	-	-	-	-	-	1	1	1
		Hydraulic Fluid (Std. Petroleum Oils)	Liquid	1	1	-	-	X	1	X	X	2	X	1	2	1	1	1	1	1	1
		Hydraulic Fluid (Water Glycol Base)	Liquid	1	1	-	-	-	1	2	2	1	1	1	-	-	1	1	1	1	1
		Hydraulic Fluid HF-18, HF-20	Liquid	1	1	-	-	1	1	-	-	-	1	1	-	1	1	2	1	1	1
		Hydraulic Fluid HF-31	Liquid	1	1	-	-	X	-	-	-	X	-	-	-	1	-	-	1	1	1
		Hydrazine	Colorless Fuming Liquid	1	1	-	-	2	X	X	X	X	2	X	X	-	-	X	-	-	-
		Hydrazine Hydrate	Colorless Fuming Liquid	1	1	-	-	2	X	X	X	X	2	X	X	-	-	X	-	-	-
		Hydrazine Solution	Liquid	1	1	-	-	2	X	X	X	X	2	X	X	-	-	X	-	-	-
		Hydro-Drive Oil (Houghton)	Liquid	1	-	-	-	X	1	-	-	-	X	-	-	-	-	2	-	-	-
		Hydrobromic Acid (62% and less)	Colorless to Yellow Liquid	1	1	1	1	X	X	2	2	X	2	1	2	1	X	X	-	-	X
		Hydrobromic Acid (to 48%)	Colorless to Yellow Liquid	1	1	1	1	1	X	2	2	X	2	1	2	1	X	X	-	-	X
		Hydrochloric Acid (15%)	Colorless to Yellow Liquid	1	1	1	1	2	X	2	2	X	2	1	2	1	X	X	X	X	X
		Hydrochloric Acid (37%)	Colorless to Yellow Liquid	1	1	1	1	X	X	2	2	X	2	1	2	1	X	X	X	X	X
		Hydrochloric Acid, anhydrous	Colorless Fuming Gas	1	-	-	-	-	-	-	-	-	1	-	-	-	-	-	X	X	X



Contact Denver Product Application for recommendations for chemicals not listed. Phone (303) 744-5070  1 = Preferred - Constant Contact 2 = Acceptable - Intermittent Contact X = Not Recommended - = No Data  <b>NOTE: Ratings are for the effect on the polymer only!</b>  <b>Chemical</b>	Form (at room temperature unless otherwise stated)	Gates Hose / Polymers														Couplings / Adapters								
		Stallion®		Mustang®		Renegade™		Food & Bev. Mstr.																
		T	K	L	S	P	C	D	D	A	H	V	M	J	Z	G								
		FEP/PTFE	Gartron™	UHMWPE	Sanitron™	EPDM	NBR	SBR	NR	Neoprene	Butyl	Fluorocarbon	Hypalon®	CPE	Nylon	PVC	Iron/Carbon Steel	Stainless Steel 304	Stainless Steel 316	Aluminum	Brass	Polypropylene		
Hydrocyanic Acid (10% Solution with water)	Water White Liquid	1	1	1	-	-	X	2	2	X	-	1	2	-	-	-	X	X	1	1	1	X	-	
Hydrocyanic Acid (98% or less)	Water White Liquid below 77°F(25°C)	1	-	-	-	-	-	-	-	-	-	1	-	-	-	X	-	-	-	-	1	X	-	
Hydrocyanic Acid (up to 20%)	Water White Liquid	1	1	-	-	1	2	2	2	2	-	1	1	-	-	2	-	-	-	-	-	-	-	
Hydrofluoric Acid (38% or less)	Colorless Liquid	1	1	1	1	2	X	X	X	2	2	1	1	1	X	X	X	X	X	X	X	X	-	
Hydrofluoric Acid (47% or less)	Colorless Liquid	1	1	1	1	2	X	X	X	2	2	1	2	1	X	X	X	X	X	X	X	X	-	
Hydrofluoric Acid (53 % or less)	Colorless Liquid	1	1	X	1	-	X	X	X	2	X	1	2	1	X	X	X	X	X	X	X	X	-	
Hydrofluoric Acid (70%)	liquid	1	1	X	1	X	X	X	X	X	-	1	2	-	X	X	X	X	X	X	X	X	-	
Hydrofluoric Acid (Concentrated)	Colorless Liquid	1	1	X	2	X	X	X	X	X	X	2	2	1	X	X	X	X	X	X	X	X	-	
Hydrofluosilicic Acid	In Water	1	1	1	2	2	X	X	X	X	X	1	1	1	X	X	X	X	X	X	X	X	-	
Hydrogen (Gas)	Gas	CONTACT DENVER PRODUCT APPLICATION																						
Hydrogen Bromide Liquified (Anhydrous)	Liquid	1	-	-	-	1	X	X	X	-	X	1	-	-	-	-	-	-	-	-	-	-	-	
Hydrogen Bromide Solution (HydroBromic Acid)	Liquid	1	-	-	-	-	-	-	-	-	-	-	-	-	-	-	-	-	-	-	-	-	-	
Hydrogen Bromide, Anhydride	Colorless Gas	1	-	-	-	-	-	-	-	-	-	-	-	-	-	-	-	-	-	-	-	-	-	
Hydrogen Chloride	Colorless Fuming Gas	1	-	-	-	-	-	-	-	-	-	1	-	1	-	-	-	-	-	-	-	-	-	
Hydrogen Dioxide (Hydrogen Peroxide)	Liquid	1	-	-	2	X	-	-	2	-	1	1	-	-	-	-	-	-	-	-	-	-	-	
Hydrogen Fluoride	Colorless Gas or Liquid	1	-	-	-	1	X	X	X	-	2	X	-	-	-	-	-	1	1	1	-	-	-	
Hydrogen Peroxide (35% or less)	Liquid	1	1	1	X	1	2	X	X	1	X	1	1	1	1	1	1	X	2	1	1	X	-	
Hydrogen Peroxide (50% or less)	Liquid	1	2	1	X	1	2	X	X	1	X	1	1	1	2	2	2	X	2	1	1	X	-	
Hydrogen Peroxide (70% or less)	Liquid	1	2	1	X	2	X	X	X	2	-	1	1	1	X	2	2	X	2	1	1	X	-	
Hydrogen Peroxide (90% or less)	Liquid	1	-	1	-	2	X	X	X	2	-	1	1	-	X	X	X	X	2	1	1	X	-	
Hydrogen Sulfide	Colorless Gas	NO HOSE AVAILABLE																						
Hydrogen Sulfide, Liquified	Liquid @ 410 PSI, 120°F (49°C)	1	-	-	-	1	X	X	-	2	X	X	-	-	-	-	-	-	-	-	-	-	-	
Hydrolube (Water Glycol)	Liquid	1	-	1	-	1	1	-	-	2	2	1	-	-	-	1	-	-	-	-	-	-	-	
Hydrolubric Oil (Houghton)	Liquid	1	1	-	-	X	2	-	-	-	X	-	-	-	1	2	-	-	-	-	-	-	-	
Hydroquinone	White Crystals	1	1	-	-	X	-	X	X	X	X	2	X	-	-	-	-	1	1	-	-	-	-	
Hydroquinone Solution	Liquid	1	-	-	-	X	X	-	X	X	1	-	-	-	2	-	-	1	1	-	-	-	-	
Hydroxyacetic Acid	Colorless Crystals	-	-	-	-	-	-	-	1	-	-	-	-	-	-	-	-	-	-	-	-	-	-	
Hydroxyacetic Acid Solution	Liquid	1	1	1	1	2	-	-	-	-	-	-	-	-	-	-	-	-	-	-	-	-	-	
Hydroxyethyl Acrylate (HEA)	Liquid	1	1	1	1	X	-	-	-	-	-	1	-	1	-	-	-	-	-	-	-	-	-	
Hydroxyethyl Acrylate Acid (HEA Acid)	Liquid	1	1	1	1	X	-	-	-	-	-	1	-	1	-	-	-	-	-	-	-	-	-	
Hydroxyethyl Methacrylate	Clear Liquid	1	-	-	-	-	-	-	-	-	-	1	-	-	-	-	-	-	-	-	-	-	-	
Hydroxyethyl Methacrylate Solution in Xylene	Clear Liquid	1	2	-	-	-	-	-	-	-	1	-	-	-	-	-	-	-	-	-	-	-	-	
Hydroxypropyl Acrylate Acid (HPA Acid)	Liquid	1	1	1	1	X	-	-	-	-	-	1	-	1	-	-	-	-	-	-	-	-	-	
Hylene (Toluene Diisocyanate)	Yellow Liquid	1	-	-	-	2	X	X	X	X	2	X	X	-	-	-	-	-	-	-	-	-	-	
Hypochlorous Acid (only in dilute solutions)	Greenish-Yellow Aqueous Sol.	1	1	1	1	2	X	X	X	X	X	1	2	-	-	-	-	-	-	-	-	-	-	
<b>I</b>																								
Ink (Printers)	Liquid	1	1	-	-	X	2	X	X	-	X	X	-	-	1	-	2	2	1	-	2	-	-	
Ink Oil	Liquid	1	2	-	-	-	2	-	-	-	-	-	-	-	-	-	1	1	1	-	1	-	-	
Insulating Oil (Transformer) <sup>1</sup>	Liquid	1	1	-	-	X	1	X	X	2	X	1	X	-	-	-	1	1	1	-	1	-	-	
Iodine	Grayish Black Granules	1	-	-	-	-	-	-	1	X	-	-	-	-	-	X	X	X	X	-	-	-	-	
Iodine Solution	Liquid	1	1	1	1	1	-	-	-	-	-	1	-	-	-	-	-	-	-	-	-	-	-	
Iodine, In Alcohol	Liquid	1	1	1	1	1	-	X	X	2	-	1	-	1	-	1	-	-	-	-	-	-	-	
Iron Acetate Liquor (Black Liquor)	Black Liquid	1	1	1	1	2	2	X	X	2	2	1	2	2	-	1	1	1	1	-	-	1	-	
Iron Hydroxide	Brown precipitate	1	-	-	-	1	1	-	X	1	1	1	1	-	-	-	-	-	-	-	-	-	-	
Iron Ore (Hematite)	Black to Brick Red	-	-	-	-	-	-	-	1	-	-	-	-	-	-	-	-	-	-	-	-	-	-	
Iron Oxide (Black, Brown, Red or Yellow)	Solid	-	-	-	-	-	-	-	1	-	-	-	-	-	-	-	-	-	-	-	-	-	-	
Iron Oxide Slurry	Slurry	-	-	-	-	-	-	-	1	-	-	-	-	-	-	-	-	-	-	-	-	-	-	
Iron Salts	-	1	-	-	-	1	1	-	1	1	1	1	-	1	1	-	-	-	-	-	-	-	-	
Iron Sulfate Solution (Ferric Sulfate)	Liquid	1	1	1	-	2	2	2	-	2	2	1	2	1	-	1	X	1	1	X	X	1	1	

<sup>1</sup> Petroleum hose only.

ACID-CHEMICAL
AIR AND MULTI-PURPOSE
FOOD AND BEVERAGE
MARINE
MATERIAL HANDLING
MINING
OILFIELD
PETROLEUM TRANSFER
PRESSURE WASHER
STEAM
WATER
CLAMPS
COUPLINGS AND FERRULES
HOSE FINDER
CHEMICAL RESISTANCE TABLE







	ACID-CHEMICAL	Contact Denver Product Application for recommendations for chemicals not listed. Phone (303) 744-5070	Gates Hose / Polymers														Couplings / Adapters																						
			Form (at room temperature unless otherwise stated)														Iron/Carbon Steel	Stainless Steel 304	Stainless Steel 316	Aluminum	Brass	Polypropylene																	
			Stallion®	Mustang®	Renegade™	Food & Bev. Mstr.																	FEP/PTFE	Gaion™	UHMWPE	Sanitron™	EPDM	NBR	SBR	NR	Neoprene	Butyl	Fluorocarbon	Hypalon®	CPE	Nylon	PVC		
	AIR AND MULTI-PURPOSE	1 = Preferred - Constant Contact 2 = Acceptable - Intermittent Contact X = Not Recommended - = No Data	T	K	L	S	P	C	D	D	A	H	V	M	J	Z	G																						
	FOOD AND BEVERAGE	NOTE: Ratings are for the effect on the polymer only!																																					
	MARINE	Chemical	Iron Sulfide Solution (Ferrous Sulfide)	Liquid	1	1	-	-	-	-	-	-	-	-	-	-	-																						
	MATERIAL HANDLING		Isoamyl Acetate	Colorless Liquid	1	-	-	-	2	X	-	X	X	X	X	X	X																						
	MINING		Isoamyl Alcohol (Isobutyl Carbinol)	Colorless Liquid	1	-	-	-	2	2	-	2	2	2	2	2	2																						
	OILFIELD		Isoamyl Bromide	-	1	-	-	-	X	X	-	X	X	X	X	2	X																						
	PETROLEUM TRANSFER		Isoamyl Butyrate	Water White Liquid	1	-	-	-	X	X	-	X	X	X	X	X	X																						
	STEAM		Isoamyl Chloride	Colorless to Yellow Liquid	1	2	-	-	-	-	-	-	-	-	1	-	-																						
	WATER		Isoamyl Ether	Colorless Liquid	1	-	-	-	X	-	X	-	X	X	X	-	-	-																					
	CLAMPS		Isoamyl Phthalate	Colorless Liquid	1	-	-	-	X	-	X	-	2	X	X	-	-	-																					
	COUPLINGS AND FERRULES		Isobutane	Colorless Gas																																			
	HOSE FINDER		Isobutane Liquid	Liquid @ 98 PSIG, 120°F (49°C)	1	-	-	-	-	-	-	-	-	1	-	-	-																						
			Isobutanol (Isobutyl Alcohol)	Colorless Liquid	1	1	1	1	1	2	2	2	2	2	1	1	1	1	2																				
			Isobutene (Isobutylene)	Gas	1	-	-	-	X	1	X	X	-	2	X	-	-	-																					
			Isobutyl Acetate	Colorless Liquid	1	-	-	-	X	X	-	X	X	X	X	X	X																						
			Isobutyl Alcohol (Isobutanol)	Colorless Liquid	1	1	1	1	1	2	2	2	2	2	1	1	1	1	2																				
			Isobutyl Aldehyde (Isobutyraldehyde)	Colorless Liquid	1	-	-	-	2	X	-	X	X	X	X	X	-	-	-																				
			Isobutyl Carbinol (Primary Isoamyl Alcohol)	Colorless Liquid	1	-	-	-	2	2	-	2	2	2	2	2	-	-	-																				
			Isobutylamine	Colorless Liquid	1	-	-	-	X	-	X	-	2	X	X	-	-	-																					
			Isobutylene (Isobutene)	Gas	1	-	-	-	X	1	X	X	-	2	X	-	-	-																					
			Isobutylene Liquid (Isobutene Liquid)	Liquid @ 88 PSIG, 120°F (49°C)	1	-	-	-	-	-	-	-	-	1	-	-	-																						
			Isobutyraldehyde (Isobutyl Aldehyde)	Colorless Liquid	1	-	-	-	2	X	-	X	X	X	X	X	-	-	-																				
			Isocyanate (Toluene Diisocyanate)	Water White to Yellow Liquid	1	2	1	X	X	X	X	X	X	X	1	-	-	1	-																				
			Isooctane	Colorless Liquid	1	2	-	X	X	1	X	X	1	X	1	1	2	1	X																				
			Isooctyl Adipate	Viscous Liquid	1	1	-	-	-	-	-	-	-	1	-	-	-	-	-																				
			Isooctyl Alcohol	Clear Liquid	1	1	1	1	1	1	-	-	-	-	1	-	-	-	-																				
			Isooctyl Thioglycolate	Water White Liquid	1	1	-	-	2	-	-	-	-	1	-	-	-	-	-																				
			Isopentane	Colorless Liquid	1	2	-	-	-	-	-	-	-	1	-	-	-	-	-																				
			Isophorone	Water White Liquid	1	-	-	-	-	-	-	-	-	-	-	-	-	-	-																				
			Isophthaloyl Chloride	Liquid above 106°F (41°C)	1	-	-	-	-	-	-	-	-	1	-	-	-	-	-																				
			Isopropanol (Isopropyl Alcohol)	Colorless Liquid	1	1	1	1	1	1	2	2	2	1	1	2	1	1	2																				
			Isopropanolamine (MIPA)	Liquid	1	2	-	-	2	-	2	-	1	X	X	-	-	-	-																				
			Isopropyl Acetate	Colorless Liquid	1	1	1	1	2	X	X	X	X	2	-	X	-	1	X																				
			Isopropyl Alcohol (Isopropanol)	Colorless Liquid	1	1	1	1	1	1	2	2	2	1	1	2	1	1	2																				
			Isopropyl Benzene (Cumene)	Colorless Liquid	1	2	-	X	-	-	-	-	-	1	-	2	-	-	-																				
			Isopropyl Chloride	Colorless Liquid	1	-	-	-	-	-	-	-	-	1	-	-	-	-	-																				
			Isopropyl Ether	Colorless Liquid	1	1	1	-	X	X	X	X	X	2	X	X	-	1	X																				
			Isopropylamine	Colorless Liquid	1	1	-	2	-	-	-	-	-	-	-	-	-	-	-																				
			Isopropylbenzene (Cumene)	Colorless Liquid	1	2	-	X	-	-	-	-	-	1	-	2	-	-	-																				
			Isopropyltoluene (Cymene)	Colorless Liquid	1	-	-	-	-	-	-	-	-	1	-	-	1	-	-																				
			J																																				
			Jet Fuel A and A1 <sup>2</sup>	Liquid	1	-	-	-	-	1	-	-	-	-	1	-	-	-																					
			Jet Fuel JP1 <sup>2</sup>	Liquid	1	1	-	X	X	1	X	X	2	X	1	X	-	1	X																				
			Jet Fuel JP10 (Tetrahydroxydicyclopentadiene) <sup>2</sup>	Liquid	1	-	-	X	X	X	X	X	X	X	1	X	-	1	X																				
			Jet Fuel JP4 <sup>2</sup>	Liquid	1	1	-	X	X	1	X	X	2	X	1	X	-	1	X																				
			Jet Fuel JP5 <sup>2</sup>	Liquid	1	1	-	X	X	1	X	X	X	X	1	X	-	1	X																				
			Jet Fuel JP8 <sup>2</sup>	Liquid	1	1	-	X	X	1	X	X	X	X	1	X	-	1	X																				
			K																																				
			Kaolin Clay	White to Yellowish Powder	1	-	1	-	-	-	-	1	-	-	-	-	-	-																					
			Karo Syrup	Yellow Liquid	-	-	-	1	-	-	-	-	-	-	-	1	1	-	1	1																			

<sup>2</sup> Aircraft fueling hose only for fueling operations.



Chemical	Form (at room temperature unless otherwise stated)	Gates Hose / Polymers														Couplings / Adapters						
		Stallion®		Mustang®		Renegade™		Food & Bev. Mstr.														
		T	K	L	S	P	C	D	D	A	H	V	M	J	Z	G						
		FEPT/PE	Gartron™	UHMWPE	Sanitron™	EPDM	NBR	SBR	NR	Neoprene	Butyl	Fluorocarbon	Hypalon®	CPE	Nylon	PVC	Iron/Carbon Steel	Stainless Steel 304	Stainless Steel 316	Aluminum	Brass	Polypropylene
Kerosene	Water White Oily Liquid	1	1	-	X	X	1	X	X	X	X	1	X	1	1	2	1	1	1	1	1	-
Ketchup	Red Liquid	-	-	-	1	-	1	-	-	1	-	-	1	-	-	-	-	-	1	1	-	-
Ketoglutaric Acid	In Water or Alcohol	1	1	1	1	2	-	-	-	-	-	-	-	1	-	-	-	-	1	1	-	-
Ketones (ie Acetone, MEK, Cyclohexanone)	Generally Liquids	1	1	1	1	2	X	X	X	X	2	X	X	-	1	X	1	1	1	1	1	-
Koch Acid	White Solid	-	-	-	-	-	-	-	1	-	-	-	-	-	-	-	-	-	-	-	-	-
<b>L</b>																						
Lacquer - Alcohol or Acetate as Solvent	Solution	1	1	1	1	2	-	-	-	-	X	-	-	-	-	-	X	X	1	1	1	-
Lacquer - Toluene or Xylene as Solvent	Solution	1	-	-	-	-	X	X	X	X	1	X	-	1	X	-	X	X	1	1	1	-
Lactic Acid (90% or less)	Colorless-Yellow Liquid	1	1	1	1	2	X	2	2	1	-	1	1	-	X	-	X	2	1	X	2	-
Lactic Acid, Food Grade - 50-80%	Colorless to Yellow Liquid	1	1	1	1	2	-	X	X	-	X	1	1	-	-	-	X	2	1	X	2	-
Lactic Acid, Plastic Grade - 50-80% or less	Colorless to Yellow Liquid	1	1	1	1	2	1	-	-	1	-	1	1	-	X	1	X	2	1	X	2	-
Lactic Acid, USP 85-90% or less	Colorless to Yellow Syrupy Liquid	-	-	-	1	-	-	-	-	-	-	-	-	-	-	-	X	2	1	X	2	-
Lactol	-	1	1	-	-	-	2	-	-	2	-	-	-	-	-	-	1	1	1	-	1	-
Lard (Fat of the Hog)	Liquid above 108°F (42°C)	1	1	1	X	X	1	X	X	2	X	1	X	1	1	-	1	1	1	1	X	-
Lard Oil	Colorless to Yellow Liquid	1	1	-	-	-	-	-	-	2	-	X	-	-	-	-	1	1	1	1	X	-
Lasso (Alachlor)	Colorless Crystals	1	1	-	-	-	-	-	1	-	-	-	-	-	-	-	-	1	1	-	-	-
Latex Paint	Liquid	1	1	1	1	1	1	2	2	-	2	1	-	-	1	1	1	1	1	1	1	-
Lauryl Peroxide	White Powder	-	-	-	-	-	-	-	1	-	-	-	-	-	-	-	-	-	-	-	-	-
Lauryl Alcohol	Liquid above 75°F (24°C)	1	-	-	-	-	-	-	-	-	-	1	-	-	-	-	-	-	-	-	-	-
Lead Acetate	White Crystals	-	-	-	-	-	-	-	1	-	-	-	-	-	-	-	2	1	1	-	1	-
Lead Acetate Solution	Solution	1	1	1	1	1	2	2	2	-	2	1	-	1	-	1	2	1	1	-	1	-
Lead Arsenate	White Crystals	1	-	-	-	-	-	-	1	-	-	-	-	-	-	-	1	1	1	-	-	-
Lead Arsenate Solution (In Nitric Acid)	Solution	1	1	-	-	-	-	-	-	-	-	1	2	-	-	-	-	-	-	-	-	-
Lead Nitrate Solution (In Water or Alcohol)	Solution	1	1	1	1	1	1	2	2	2	2	1	-	1	-	1	1	1	1	-	-	-
Lead Silicate (basic)	White Powder	-	-	-	-	-	-	-	1	-	-	-	-	-	-	-	-	-	-	-	-	-
Lead Sulphate (Basic, Blue Basic, Tribasic)	White to Blue Powder	-	-	-	-	-	-	-	1	-	-	-	-	-	-	-	1	1	1	-	-	-
Lead, Tetraethyl (Tetraethyl Lead)	Colorless Oily Liquid	1	2	-	-	X	2	X	X	X	X	1	X	-	2	1	-	-	-	-	-	-
Lead, Tetramethyl (Tetramethyl Lead)	Colorless Liquid	1	-	-	-	X	2	X	X	X	X	1	X	-	-	-	-	-	-	-	-	-
Lecithin	Light Brown Viscous Liquid-Solid	1	1	-	-	-	X	-	-	2	-	-	-	-	-	-	-	1	1	-	-	-
Ligroin	Clear Liquid	1	2	-	-	X	1	X	X	X	X	1	X	-	1	X	2	1	1	-	-	-
Lime (Calcium Oxide)	White to Gray Lumpy Solid	-	-	-	-	-	-	-	1	-	-	-	-	-	-	-	-	-	2	-	-	-
Lime Sulfur Solution	Solution	1	1	1	1	2	X	X	X	1	X	1	2	-	-	2	2	1	1	X	X	-
Lime, Chlorinated (Bleaching Solution)	Solution	1	1	1	1	2	2	2	2	X	2	1	X	-	-	2	X	2	1	-	-	-
Lime, Chlorinated (normal 35-37% Chlorine)	White Powder	-	-	-	-	-	-	-	1	-	-	-	-	-	-	-	-	-	2	-	-	-
Lime, Hydraulic (Calcined Limestone)	Powder	-	-	-	-	-	-	-	1	-	-	-	-	-	-	-	-	-	-	-	-	-
Lime, Slaked (Calcium Hydroxide)	White Crystalline Powder	-	-	-	-	-	-	-	1	-	-	-	-	-	-	-	-	-	-	-	-	-
Limestone	Powder or Lumps	-	-	-	-	-	-	-	1	-	-	-	-	-	-	-	-	-	-	-	-	-
Limonene	Colorless Liquid	1	2	1	X	X	X	X	X	-	-	1	-	-	1	-	-	1	1	1	1	-
Lindane (Ag Spray)	-	1	1	-	-	-	-	-	-	-	-	-	-	-	1	-	-	1	1	-	-	-
Linoleic Acid	Colorless to Straw Colored Liquid	1	1	1	-	X	2	-	-	X	X	1	-	-	-	-	-	-	-	-	-	-
Linseed/Flax Seed	Yellow Amber to Brown Liquid	1	1	X	2	2	2	X	X	2	-	1	1	1	1	1	2	1	1	1	2	-
Liquid Soap	Liquid	1	1	1	-	2	-	2	2	-	2	-	-	-	-	2	1	1	1	1	1	-
Lithium Chloride	White Crystals	-	-	X	-	-	-	-	1	-	-	-	-	-	-	-	-	-	-	-	-	-
Lithium Chloride (35-40% Brine)	Solution	X	1	X	-	-	-	-	-	-	-	1	-	-	-	-	-	-	-	-	-	-
Lubricating Oil Diester (Under 135°F/57°C)	Liquid	1	1	-	-	X	2	X	X	-	X	1	-	-	-	X	1	1	1	1	1	-
Lubricating Oil (SAE 10, 20, 30, 40, & 50)	Liquid	1	-	-	-	2	-	-	2	-	-	-	-	-	1	-	1	1	1	1	1	-
Lubricating Oil (Under 120°F/49°C)	Liquid	1	1	-	-	X	1	X	X	2	X	1	2	1	1	2	1	1	1	1	1	-
<b>M</b>																						
Machine Oil (Under 135°F/57°C)	Liquid	1	1	-	-	X	1	X	X	1	X	1	2	-	1	2	1	1	1	1	1	-

ACID-CHEMICAL
AIR AND MULTI-PURPOSE
FOOD AND BEVERAGE
MARINE
MATERIAL HANDLING
MINING
OILFIELD
PETROLEUM TRANSFER
PRESSURE WASHER
STEAM
WATER
CLAMPS
COUPLINGS AND FERRULES
HOSE FINDER
CHEMICAL RESISTANCE TABLE





# GATES INDUSTRIAL HOSE PRODUCTS

ACID-CHEMICAL	Contact Denver Product Application for recommendations for chemicals not listed. Phone (303) 744-5070	Form (at room temperature unless otherwise stated)	Gates Hose / Polymers													Couplings / Adapters			
			Stallion® Mustang™ Renegade™ Food & Bev. Metr.																
			T	K	L	S	P	C	D	D	A	H	V	M	J	Z	G		
			FEP/PTFE Gatlon™ UHMWPE Sanitron™ EPDM NBR SBR NR Neoprene Butyl Fluorocarbon Hypalon® CPE Nylon PVC															Iron/Carbon Steel Stainless Steel 304 Stainless Steel 316 Aluminum Brass Polypropylene	
AIR AND MULTI-PURPOSE	1 = Preferred - Constant Contact 2 = Acceptable - Intermittent Contact X = Not Recommended - = No Data	<b>Chemical</b>																	
			<b>NOTE: Ratings are for the effect on the polymer only!</b>																
FOOD AND BEVERAGE																			
MARINE		Magnesite Magnesium Magnesium Acetate Magnesium Acetate Solution Magnesium Carbonate	- - - 1 1 1 -	- - - 1 1 1 -	- - - 1 1 1 -	- - - 1 1 1 -	- - - 1 1 1 -	- - - 1 1 1 -	- - - 1 1 1 -	- - - 1 1 1 -	- - - 1 1 1 -	- - - 1 1 1 -	- - - 1 1 1 -	- - - 1 1 1 -	- - - 1 1 1 -	- - - 1 1 1 -	- - - 1 1 1 -	- - - 1 1 1 -	- - - 1 1 1 -
MATERIAL HANDLING		Magnesium Carbonate Solution (in Acid) Magnesium Chloride Magnesium Chloride Brine Magnesium Chloride, Hydrated (in H <sub>2</sub> O or Alcohol) Magnesium Hydroxide	1 1 1 1 - 1 1 1 1 1 1 1 -	- - - 1 1 1 -	- - - 1 1 1 -	- - - 1 1 1 -	- - - 1 1 1 -	- - - 1 1 1 -	- - - 1 1 1 -	- - - 1 1 1 -	- - - 1 1 1 -	- - - 1 1 1 -	- - - 1 1 1 -	- - - 1 1 1 -	- - - 1 1 1 -	- - - 1 1 1 -	- - - 1 1 1 -	- - - 1 1 1 -	- - - 1 1 1 -
MINING		Magnesium Hydroxide Solution (in Dilute Acid) Magnesium Nitrate Magnesium Nitrate Solution (in H <sub>2</sub> O or Alcohol) Magnesium Oxide, Dry Magnesium Oxide, Slurry	1 1 1 1 1 1 1 1 1 - 1 1 -	- - - - -	- - - - -	- - - - -	- - - - -	- - - - -	- - - - -	- - - - -	- - - - -	- - - - -	- - - - -	- - - - -	- - - - -	- - - - -	- - - - -	- - - - -	- - - - -
OILFIELD		Magnesium Sulfate Solution Malathion (Ag Spray Dilute) Malathion (Ag Spray) Maleic Acid Maleic Acid Solution	1 1 1 1 1 1 1 1 - - 1 1 1	1 1 1 - - - 1 1 2	1 1 1 - - - 2 2 X	1 1 2 - - - -	2 2 X - - - -	- 7 - - - - -	- - - - -	- - - - -	- - - - -	- - - - -	- - - - -	- - - - -	- - - - -	- - - - -	- - - - -	- - - - -	- - - - -
PETROLEUM TRANSFER		Maleic Anhydride Maleic Anhydride (Heated Liquid) Malic Acid (dl form) Malic Acid Solution (in H <sub>2</sub> O or Alcohol) Malt Extract (Maltine)	1 - - 1 - X - - - 1 1 1 1 1 1	- - - 1 2 -	- - - - -	- - - - -	- - - - -	- - - - -	- - - - -	- - - - -	- - - - -	- - - - -	- - - - -	- - - - -	- - - - -	- - - - -	- - - - -	- - - - -	- - - - -
PRESSURE WASHER		Malt, Dry Maltine (Malt Extract) Manganese Salts Manganese Sulfate (Manganous Sulfate) Manganese Sulfate Solution	- 1 1 1 1 1 - - 1 1 -	- 1 1 - - - -	- 1 1 - - - -	- 1 1 - - - -	- 1 1 - - - -	- 1 1 - - - -	- 1 1 - - - -	- 1 1 - - - -	- 1 1 - - - -	- 1 1 - - - -	- 1 1 - - - -	- 1 1 - - - -	- 1 1 - - - -	- 1 1 - - - -	- 1 1 - - - -	- 1 1 - - - -	- 1 1 - - - -
STEAM		Manganese Sulfide (Manganous Sulfide) Manganese Sulfite (Manganous Sulfite) MAPP Gas (Methylacetylene Propadiene) Maxmul (Penzoil Hydraulic Fluid) Mayonnaise	- - - 1 - - 1 1 -	- - - - 1 -	- - - - 2 -	- - - - 2 -	- - - - 2 -	- - - - 2 -	- - - - 2 -	- - - - 2 -	- - - - 2 -	- - - - 2 -	- - - - 2 -	- - - - 2 -	- - - - 2 -	- - - - 2 -	- - - - 2 -	- - - - 2 -	- - - - 2 -
WATER		MBK (Methyl Butyl Ketone) MEK (Methyl Ethyl Ketone) Mercuric Chloride Mercuric Chloride Solution (in H <sub>2</sub> O, or Alcohol)	1 1 - 1 2 1 - - - 1 1 -	- 2 X 1 2 X - - - - 2 2	X X X X X X - 1 - 2 1 1	X X X X X X - - - 2 1 1	X X X X X X - - - 2 1 1	2 X X 2 X X - - - 2 - 1	2 - X 2 1 X - - - 1 - 2	1 1 1 1 1 1 X 1 1 X 1 1	1 1 1 1 1 1 X 1 1 X 1 1	1 1 1 1 1 1 X 1 1 X 1 1	1 1 1 1 1 1 X 1 1 X 1 1	1 1 1 1 1 1 X 1 1 X 1 1	1 1 1 1 1 1 X 1 1 X 1 1	1 1 1 1 1 1 X 1 1 X 1 1	1 1 1 1 1 1 X 1 1 X 1 1	1 1 1 1 1 1 X 1 1 X 1 1	1 1 1 1 1 1 X 1 1 X 1 1
CLAMPS		Mercuric Cyanide Mercuric Cyanide Solution (in H <sub>2</sub> O or Alcohol) Mercurous Nitrate Solution Mercury Mercury Vapor	- 1 1 1 1 1 1 1 1 1 -	- - 2 2 - 2 - 2 -	- 2 2 1 - 1 2 2 1 -	- 2 2 1 - 1 2 2 1 -	- 2 2 1 - 1 2 2 1 -	- 2 2 1 - 1 2 2 1 -	- 2 2 1 - 1 2 2 1 -	- 2 2 1 - 1 2 2 1 -	- 2 2 1 - 1 2 2 1 -	- 2 2 1 - 1 2 2 1 -	- 2 2 1 - 1 2 2 1 -	- 2 2 1 - 1 2 2 1 -	- 2 2 1 - 1 2 2 1 -	- 2 2 1 - 1 2 2 1 -	- 2 2 1 - 1 2 2 1 -	- 2 2 1 - 1 2 2 1 -	- 2 2 1 - 1 2 2 1 -
COUPLINGS AND FERRULES		Mesityl Oxide (Methyl Isobutenyl Ketone) Mesitylene (Trimethylbenzene) Metallic Soaps (Aluminium, Calcium, Zinc) Methallyl Alcohol (Methylallyl Alcohol) Methane Methanol (Methyl Alcohol)	1 1 1 1 - - 1 1 1 1 - - 1 - - 1 1 1	- 2 X X X X - X 1 - 1 - - 1 - 1 1 1	X X X X X X X X - - 2 - - - - 1 1 1	X X X X X X X X - - 2 - - - - 1 1 1	X X X X X X X X - - 2 - - - - 1 1 1	2 X X X 1 - X 1 2 2 2 2 - 1 - 1 X 1	2 - X - 1 X 1 - - - - - - - - 1 1 2	1 1 1 - - - 1 1 1 - - - - - - 1 1 1	1 1 1 - - - 1 1 1 - - - - - - 1 1 1	1 1 1 - - - 1 1 1 - - - - - - 1 1 1	1 1 1 - - - 1 1 1 - - - - - - 1 1 1	1 1 1 - - - 1 1 1 - - - - - - 1 1 1	1 1 1 - - - 1 1 1 - - - - - - 1 1 1	1 1 1 - - - 1 1 1 - - - - - - 1 1 1	1 1 1 - - - 1 1 1 - - - - - - 1 1 1	1 1 1 - - - 1 1 1 - - - - - - 1 1 1	1 1 1 - - - 1 1 1 - - - - - - 1 1 1
HOSE FINDER																			

CHEMICAL RESISTANCE TABLE



Chemical	Form (at room temperature unless otherwise stated)	Gates Hose / Polymers														Couplings / Adapters						
		Stallion®		Mustang®		Renegade™		Food & Bev. Mstr.														
		T	K	L	S	P	C	D	D	A	H	V	M	J	Z	G						
		FEP/PTFE	Gatrom™	UHMWPE	Sanitron™	EPDM	NBR	SBR	NR	Neoprene	Butyl	Fluorocarbon	Hypalon®	CPE	Nylon	PVC	Iron/Carbon Steel	Stainless Steel 304	Stainless Steel 316	Aluminum	Brass	Polypropylene
Contact Denver Product Application for recommendations for chemicals not listed. Phone (303) 744-5070 1 = Preferred - Constant Contact 2 = Acceptable - Intermittent Contact X = Not Recommended - = No Data  <b>NOTE: Ratings are for the effect on the polymer only!</b>																						
Methionine	White Crystalline Powder	-	-	-	-	-	-	-	1	-	-	-	-	-	-	1	1	1	-	-	-	
Methoxychlor Solution (in Alcohol)	Solution	1	1	-	-	-	-	-	-	-	-	-	-	1	-	1	1	1	-	-	-	
Methylamine (Monomethylamine)	Liquid	1	-	-	-	-	-	-	-	-	-	-	-	1	X	1	1	1	-	-	-	
Methyl Acetate	Colorless Liquid	1	2	-	-	2	X	X	X	X	2	X	X	1	1	X	1	1	1	1	1	
Methyl Acetoacetate	Colorless Liquid	1	-	-	-	2	X	-	X	X	2	X	X	-	-	-	-	-	-	-	-	
Methyl Acetone	Water White Liquid	1	-	-	-	1	X	-	X	-	2	X	X	-	-	1	-	-	-	-	-	
Methyl Acrylate (Inhibited)	Colorless Liquid	1	2	-	-	2	2	X	X	X	X	X	X	-	-	-	1	1	1	1	1	
Methyl Acrylate Acid(Methylacrylic Acid)	White Solid	1	1	1	1	2	2	X	X	-	1	1	-	1	X	-	-	-	-	-	-	
Methyl Alcohol (100%) (Methanol)	Colorless Liquid	1	1	1	1	1	1	1	1	1	1	X	1	1	1	2	1	1	1	1	2	
Methyl Bromide	Liquid @ 55 PSIG @ 120°F (49°C)	1	1	-	-	X	X	X	X	X	X	1	X	-	1	X	1	1	1	-	1	
Methyl Bromoacetate	Colorless to Straw Colored Liquid	1	1	1	-	-	-	-	-	-	-	-	-	-	-	-	-	-	-	-	-	
Methyl Butanethiol (Butyl Mercaptan)	Liquid	1	1	-	X	X	-	X	X	-	X	1	-	-	-	X	-	1	1	-	-	
Methyl Butanol (2-Methyl-1-Butanol)	Colorless Liquid	1	1	1	1	1	1	-	-	-	1	1	-	1	1	1	-	-	-	-	-	
Methyl Butyl Ketone (MBK)	Colorless Liquid	1	1	-	-	2	X	X	X	X	2	X	X	2	-	X	1	1	1	1	1	
Methyl Carbitol (Diethylene Glycol Methyl Ether)	Colorless Liquid	1	1	-	1	1	-	X	X	-	X	1	X	1	-	-	-	-	-	-	-	
Methyl Cellosolve (Diethylene Glycol Methyl Ether)	Colorless Liquid	1	1	-	1	1	-	X	X	-	X	1	X	1	-	-	-	-	-	-	-	
Methyl Chloride	Liquid @ 160 PSIG @ 120°F (49°C)	1	2	-	X	X	X	X	X	X	X	1	X	X	-	X	1	1	1	-	1	
Methyl Chloroform (1,1,1 Trichloroethane)	Colorless Liquid	1	2	-	X	X	X	X	X	X	X	1	X	X	X	X	-	-	-	-	-	
Methyl Chloroformate	Colorless Liquid	1	-	-	-	X	X	X	X	X	X	1	X	-	-	-	-	-	-	-	-	
Methyl Cyanide (Acetonitrile)	Colorless Liquid	1	1	2	1	2	X	2	2	X	X	X	X	1	-	1	1	1	1	-	-	
Methyl Cyclohexane	Colorless Liquid	1	-	-	X	X	1	X	X	-	X	1	X	2	1	-	-	-	-	-	-	
Methyl Ethyl Ketone (MEK)	Colorless Liquid	1	2	1	1	2	X	X	X	X	2	X	X	2	1	X	1	1	1	1	1	
Methyl Formate	Colorless Liquid	1	1	-	-	2	X	X	X	2	X	X	-	-	-	-	1	1	1	1	1	
Methyl Hexanol	-	1	-	-	-	1	-	1	-	1	2	1	2	1	-	-	-	-	-	-	-	
Methyl Hexanone (Methyl Isoamyl Ketone)	Colorless Liquid	1	-	-	-	X	-	X	-	2	X	X	-	-	-	-	-	-	-	-	-	
Methyl Hexyl Ketone	Colorless Liquid	1	-	-	-	X	-	X	-	2	X	X	-	-	-	-	-	-	-	-	-	
Methyl Isoamyl Ketone (Methyl Hexanone)	Colorless Liquid	1	-	-	-	X	-	X	-	2	X	X	-	-	-	-	-	-	-	-	-	
Methyl Isobutenyl Ketone (Mesityl Oxide)	Colorless Oily Liquid	1	1	1	-	2	X	X	X	X	2	X	X	2	-	X	1	1	1	1	1	
Methyl Isobutyl Ketone (MIBK)	Colorless Liquid	1	2	-	-	X	X	X	X	2	X	X	2	1	X	-	-	-	-	-	-	
Methyl Isopropyl Ketone	Colorless Liquid	1	2	-	-	2	X	X	X	2	X	X	2	1	X	1	1	1	1	1	1	
Methyl Methacrylate	Colorless Liquid	1	2	-	-	2	2	X	X	X	X	X	2	2	-	1	1	1	1	-	-	
Methyl Methacrylate Monomer, Inhibited	Colorless Liquid	1	-	-	-	X	X	X	X	X	X	X	X	-	X	X	-	-	-	-	-	
Methyl Phenol (Cresol)	Liquid above 95°F (35°C)	1	2	-	-	X	X	X	X	2	1	X	1	X	-	2	1	1	1	-	2	
Methyl Propyl Carbinol (2 Pentanol)	Colorless Liquid	1	1	1	1	1	-	-	-	1	1	-	1	-	-	-	-	-	-	-	-	
Methyl Propyl Ether	Colorless Liquid	1	-	-	-	X	-	X	-	X	-	2	-	-	-	-	-	-	-	-	-	
Methyl Propyl Ketone (Pentanone)	Water White Liquid	1	-	-	-	2	X	-	X	X	2	X	X	-	-	X	-	-	-	-	-	
Methyl Salicylate	Yellow to Red Liquid	1	1	-	-	2	2	-	-	2	2	-	-	-	-	1	1	1	1	1	1	
Methyl Stearate	Liquid above 99°F (38°C)	1	1	-	-	-	-	-	-	-	-	-	-	-	-	-	-	-	-	-	-	
Methyl Sulfate (Dimethyl Sulfate)	Colorless Liquid	1	1	-	-	X	X	X	X	X	2	X	X	-	1	1	-	-	-	-	-	
Methyl-2-Pyrrolidone	Colorless Liquid	-	2	-	-	-	-	-	-	-	-	-	-	-	-	-	-	-	-	-	-	
Methyl-n-Amyl Carbinol	Colorless Liquid	1	1	-	-	-	-	-	-	-	-	-	-	1	-	-	-	-	-	-	-	
Methyl-n-Amylketone	Water White Liquid	1	1	-	-	-	-	-	-	-	-	-	-	-	-	-	-	-	-	-	-	
Methylacetylene Propadiene (MAPP Gas)	Liquid @ 107 PSIG @ 68 F° (20°C)	1	-	-	-	-	-	-	-	-	-	-	1	-	-	-	-	-	-	-	-	
Methylacrylic Acid (Crotonic Acid)	White Crystalline Solid	1	1	1	1	2	2	X	X	-	1	1	-	1	X	-	-	-	-	-	-	
Methylal	Colorless Liquid	1	-	-	-	-	-	-	-	-	-	-	-	1	-	-	-	-	-	-	-	
Methylallyl Alcohol (Methylal Alcohol)	Colorless Liquid	1	-	-	-	1	-	2	-	2	2	2	-	-	-	-	-	-	-	-	-	
Methylallyl Chloride	Colorless to Straw Colored Liquid	1	-	-	-	-	-	-	-	-	-	1	-	-	-	-	-	-	-	-	-	
Methylamine (30-40% in H <sub>2</sub> O)	Colorless Liquid	1	1	-	-	2	X	-	-	-	-	-	-	-	X	-	-	-	-	-	-	
Methylamine (Anhydrous)	Liquid @ 120 PSIG @ (120°F (49°C)	1	-	-	-	-	-	-	-	-	-	-	-	-	X	-	-	-	-	-	-	
Methylamyl Acetate	Colorless Liquid	1	-	-	-	-	-	-	-	-	-	-	-	-	-	-	-	-	-	-	-	
Methylamyl Alcohol	Colorless Liquid	1	1	-	-	-	-	-	-	-	-	1	-	-	-	-	-	-	-	-	-	

ACID-CHEMICAL
AIR AND MULTI-PURPOSE
FOOD AND BEVERAGE
MARINE
MATERIAL HANDLING
MINING
OILFIELD
PETROLEUM TRANSFER
PRESSURE WASHER
STEAM
WATER
CLAMPS
COUPLINGS AND FERRULES
HOSE FINDER
CHEMICAL RESISTANCE TABLE





# GATES INDUSTRIAL HOSE PRODUCTS

	Contact Denver Product Application for recommendations for chemicals not listed. Phone (303) 744-5070  1 = Preferred - Constant Contact 2 = Acceptable - Intermittent Contact X = Not Recommended - = No Data  <b>NOTE: Ratings are for the effect on the polymer only!</b>	Form (at room temperature unless otherwise stated)	Gates Hose / Polymers													Couplings / Adapters							
			Stallion®	Mustang®	Renegade™	Food & Bev. Mstr.												Iron/Carbon Steel	Stainless Steel 304	Stainless Steel 316	Aluminum	Brass	Polypropylene
						T	K	L	S	P	C	D	D	A	H	V	M						
			FEP/PTFE	Gatron™	UHMWPE	Sanitron™	EPDM	NBR	SBR	NR	Neoprene	Butyl	Fluorocarbon	Hypalon®	CPE	Nylon	PVC						
ACID-CHEMICAL																							
AIR AND MULTI-PURPOSE																							
FOOD AND BEVERAGE																							
MARINE	Methylaniline	Colorless to Brown Liquid	1	1	1	1	2	X	-	-	X	-	1	2	-	X	X	-	-	-	-	-	
	Methyldiethanolamine	Colorless Liquid	1	1	-	1	-	-	-	-	-	-	-	-	-	-	-	-	-	-	-	-	
	Methylene Bromide	Clear Liquid	1	-	-	-	2	-	-	-	-	1	-	-	-	-	-	-	-	-	-	-	
	Methylene Chloride (Dichloromethane)	Colorless Liquid	1	1	2	X	X	X	X	X	X	X	2	X	X	X	X	1	1	1	1	1	-
	Methylene Dichloride	Colorless Liquid	1	1	-	X	X	X	X	X	X	X	1	X	X	X	X	1	1	1	X	1	-
	Methylene Dichloride (Methylene Chloride)	Colorless Liquid	1	1	2	X	X	X	X	X	X	X	1	X	X	X	X	1	1	1	X	1	-
	Methylene Diphenyl Diisocyanate, MDI	Liquid above 99°F (37°C)	-	1	-	-	-	-	-	-	-	-	-	-	-	-	-	-	-	-	-	-	
	Methylstyrene	Colorless Liquid	1	-	-	-	-	-	-	-	-	1	-	-	-	-	-	-	-	-	-	-	
	MIBK (Methyl Isobutyl Ketone)	Colorless Liquid	1	2	-	-	-	X	X	X	X	2	X	X	2	1	X	-	-	-	-	-	
	Milk	White Liquid	USE FDA HOSE ONLY													-	-	-	-	-	-	-	
	Mineral Oil	Colorless Liquid	1	1	1	X	X	1	X	X	1	X	1	1	1	1	1	1	1	1	2	1	-
	Mineral Spirits (VM&P Naphtha)	Colorless Liquid	1	1	-	X	X	1	X	X	-	X	1	X	-	1	-	-	-	-	-	2	1
	MIPA (Isopropanolamine)	Liquid	1	-	-	-	2	-	2	-	1	X	X	-	-	-	-	-	-	-	-	-	
	Mobile Therm 603	Liquid	1	1	-	-	1	-	-	-	-	1	-	-	-	-	-	-	-	-	1	1	
	Molasses	Brown Liquid	1	1	-	1	1	2	2	2	2	1	1	1	-	-	2	2	1	1	2	X	-
	Monochloroacetic Acid	Colorless to Light Brown Crystals	1	1	X	-	-	-	X	-	-	-	-	-	-	-	-	-	-	-	-	-	
	Monochloroacetic Acid Solution (In H <sub>2</sub> O or Alcohol)	Liquid Solution	1	1	X	1	2	-	-	-	-	-	-	-	X	-	X	X	X	-	2	1	
	Monochlorobenzene	Clear Liquid	1	2	-	X	X	X	X	X	X	X	1	X	X	X	X	1	1	1	1	-	1
	Monoethanolamine	Colorless Liquid	1	2	1	1	2	2	2	2	2	2	X	X	1	1	2	1	1	1	-	1	
	Monoethylamine	Liquid @ 15 PSIG @ 120°F (49°C)	1	2	-	1	1	X	X	X	X	2	X	X	1	-	-	-	1	1	-	1	
	Monoethylamine Solution (70% or less)	Liquid Solution	1	1	-	1	-	-	-	-	-	-	-	-	-	-	-	-	-	-	-	-	
	Monoglycerides	Liquid to Solid	1	1	-	-	-	-	-	-	-	-	-	-	-	-	-	-	-	-	-	-	
	Monomethylamine (Methyamine)	Liquid @ 120 PSIG @ 120°F (49°C)	1	-	-	-	-	-	-	-	-	-	-	-	-	X	1	1	1	-	-	-	
	Monopentaerythritol (Pentaerythritol)	White Powder	-	-	-	-	-	-	1	-	-	-	-	-	-	-	-	-	-	-	-	-	
	Monopentaerythritol Solution	Liquid Solution	1	1	1	1	1	-	-	-	-	1	-	-	-	-	-	-	-	-	-	-	
	Monosodium Phosphate (Monobasic)	White Powder	1	1	-	-	2	-	2	2	X	2	-	-	1	1	1	-	1	1	X	X	
	Morpholine	Colorless Liquid	1	-	-	-	-	-	-	-	-	-	-	-	-	-	-	-	-	-	-	-	
	Mortar, Inorganic	Powder	-	-	-	-	-	1	-	-	-	-	-	-	-	-	-	-	-	-	-	-	
	Motor Oil	Liquid	1	1	-	X	X	1	X	X	2	X	1	2	1	1	2	1	1	1	1	1	
	Mould Oil	Liquid	1	1	-	-	-	-	-	-	-	-	-	-	-	-	-	-	-	-	-	-	
	Mouth Wash	Liquid	1	-	1	1	-	-	-	-	-	-	-	-	-	-	-	-	-	-	1	1	
	MTBE (Methyl Tertiary Butyl Ether)	Colorless Liquid	-	2	-	2	-	-	-	-	-	X	-	-	-	-	-	-	-	-	-	-	
	Muriatic Acid (Hydrochloric)	Colorless to Yellow Liquid	1	1	1	1	X	X	2	2	X	2	1	2	1	X	X	X	X	X	X	X	
	Mustard	Liquid	1	-	-	2	-	-	1	1	1	1	-	1	-	-	-	-	-	X	1	1	
	<b>N</b>																						
	n-Hexaldehyde	Colorless Liquid	1	1	-	-	2	X	X	X	2	1	-	-	-	-	-	-	-	-	-	-	
	n-Methyl-2-Pyrrolidone	Colorless Liquid	-	2	-	-	-	-	-	-	-	-	-	-	-	-	-	-	-	-	-	-	
	n-Octane	Colorless Liquid	1	2	1	X	X	1	X	X	-	X	1	X	1	1	X	-	-	-	-	-	
	Naphtha (Low Aromatic Content)	Liquid	1	1	-	X	X	2	X	X	X	X	1	X	1	-	X	2	1	1	-	1	
	Naphthalene	White Crystalline Flakes	-	-	-	-	-	-	-	1	-	-	-	-	-	-	-	-	-	1	1	1	
	Naphthenic Acid	Commercial Grade is Dark Fluid	1	1	-	2	-	2	-	-	-	-	1	-	-	-	1	-	-	-	-	-	
	Neohexane	Colorless Liquid	1	-	-	X	1	-	-	2	-	1	-	-	1	-	-	-	-	-	-	-	
	Neutral Oil	Liquid	1	1	1	-	X	2	X	X	2	X	1	-	-	1	-	-	1	1	1	-	
	Nickel Acetate	Green Crystals	-	-	-	-	-	-	1	-	-	-	-	-	-	-	-	-	1	1	1	1	
	Nickel Acetate Solution (In Water or Alcohol)	Solution	1	1	1	1	2	-	2	2	-	1	-	-	-	-	-	1	1	1	1	1	
	Nickel Carbonate	Green to Brown Crystals/Powder	-	-	-	-	-	-	1	-	-	-	-	-	-	-	-	-	-	-	-	-	
	Nickel Chloride	Brown Deliquescent Scales	-	-	-	-	-	-	1	-	-	-	-	-	-	-	-	-	X	2	2	X	
	Nickel Chloride Solution (In Water or Alcohol)	Solution	1	1	-	-	2	2	2	2	2	2	1	2	1	-	1	X	2	2	X	X	
	Nickel Nitrate	Green Deliquescent Crystals	-	-	-	-	-	-	1	-	-	-	-	-	-	-	-	-	2	X	-	-	
	Nickel Nitrate Solution (In Water or Alcohol)	Solution	1	1	-	-	2	2	2	2	2	2	1	2	1	-	2	-	-	2	X	-	
	HOSE FINDER																						

CHEMICAL RESISTANCE TABLE



Chemical	Form (at room temperature unless otherwise stated)	Gates Hose / Polymers																		Couplings / Adapters					
		Stallion®		Mustang®		Renegade™		Food & Bev. Mstr.										Iron/Carbon Steel	Stainless Steel 304	Stainless Steel 316	Aluminum	Brass	Polypropylene		
		T	K	L	S	P	C	D	D	A	H	V	M	J	Z	G									
Contact Denver Product Application for recommendations for chemicals not listed. Phone (303) 744-5070 1 = Preferred - Constant Contact 2 = Acceptable - Intermittent Contact X = Not Recommended - = No Data  NOTE: Ratings are for the effect on the polymer only!																									
Nickel Plating Solution	Liquid	1	1	-	-	-	2	2	2	-	-	-	2	-	-	-	X	-	1	1	-	-			
Nickel Salts	-	1	1	-	-	1	1	1	1	1	1	1	1	1	1	1	1	1	1	1	-	-			
Nickel Sulfate	Yellow Green to Blue Crystals	-	-	-	-	-	1	1	-	-	1	-	-	-	-	-	-	-	2	1	X	X			
Nickel Sulfate Solution	Solution	1	1	-	-	2	2	2	2	2	2	2	1	2	1	-	1	-	2	1	X	X			
Nicotine Salts (ie Nicotine Hydrochloride)	Colorless Oil	1	1	-	-	-	-	-	-	-	-	-	-	-	-	-	1	X	2	-	-	-			
Niter Cake (Sodium Bisulfate)	Colorless Crystals to White Lumps	1	1	-	-	1	1	1	1	1	1	1	1	1	1	1	1	X	1	1	X	X			
Niter Cake Solution	Solution	1	1	1	1	2	2	X	X	X	-	2	1	1	1	-	-	-	-	-	-	-			
Nitric Acid (25% or less)	Colorless Liquid	1	1	1	2	2	X	X	X	X	2	1	2	1	X	X	X	X	2	2	-	X			
Nitric Acid (10%)	Transparent or Yellowish Liquid	1	1	1	1	1	X	X	X	X	2	1	2	1	X	X	X	X	2	2	-	X			
Nitric Acid (25%)	Transparent or Yellowish Liquid	1	1	1	2	2	X	X	X	X	2	1	2	1	X	X	X	X	2	2	-	X			
Nitric Acid (35% or less, 26 Degrees Baume)	Colorless Liquid	1	1	1	2	2	X	X	X	X	2	1	1	1	X	X	X	X	2	2	-	X			
Nitric Acid (52% or less, 36 Degrees Baume)	Colorless to Yellow Liquid	1	2	X	2	X	X	X	X	X	1	2	1	2	X	X	X	X	2	2	-	X			
Nitric Acid (61% or less, 40 Degrees Baume)	Colorless to Yellow Liquid	1	2	X	2	X	X	X	X	X	1	2	1	2	X	X	X	X	2	2	-	X			
Nitric Acid (63.5% or less)	Transparent or Yellowish Liquid	1	X	X	X	X	X	X	X	X	1	X	1	2	X	X	X	X	2	2	-	X			
Nitric Acid (67% or less, 42 Degrees Baume)	Colorless to Yellow Liquid	1	X	X	X	X	X	X	X	X	1	X	1	2	X	X	X	X	2	2	-	X			
Nitric Acid (95% or less, 48.5 Degrees Baume)	Yellow Liquid	1	X	X	X	X	X	X	X	X	1	X	1	2	X	X	X	X	2	2	-	X			
Nitric Acid (Red Fuming)	Red Liquid	1	X	X	X	X	X	X	X	X	1	X	1	2	X	X	X	X	-	-	-	-			
Nitrobenzene	Yellow Liquid @ 43°F (6°C)	1	2	-	1	2	X	X	X	X	2	X	2	1	X	X	X	1	1	1	1	1			
Nitroethane	Colorless Liquid	1	1	-	-	2	X	2	2	X	2	-	2	1	-	-	-	-	1	1	-	-			
Nitrogen (Cryogenic Liquid)	Liquid	NO HOSE AVAILABLE																		1	1	1	1	1	-
Nitrogen (Gas)	Colorless Gas	1	1	1	1	1	1	1	1	1	1	1	1	1	1	1	1	1	1	1	1	-			
Nitrogen Dioxide (Nitrogen Tetroxide)	Liquid @ 50 PSIG @ 120°F (49°C)	1	-	-	-	-	-	-	-	-	1	-	-	-	-	-	-	-	-	-	-	-			
Nitrogen Fertilizer (Ammonia, Urea)	Solutions in Water	1	1	-	-	-	-	-	-	-	-	-	-	-	-	-	-	-	-	-	-	-			
Nitrogen Oxide (Nitrous Oxide)	Gas	1	1	-	1	2	X	X	X	X	1	1	1	1	X	X	X	1	1	1	-	X			
Nitrogen Tetroxide (Nitrogen Dioxide)	Liquid @ 50 PSIG @ 120°F (49°C)	1	-	-	-	-	-	-	-	-	1	-	-	-	-	-	-	-	-	-	-	-			
Nitromethane	Colorless Liquid	1	-	-	2	X	-	2	X	2	X	X	-	1	X	-	-	1	1	-	1	-			
Nitropropane	Colorless Liquid	1	1	-	-	2	X	X	X	X	2	X	-	-	-	-	-	-	1	1	-	1			
Nitrosyl Chloride	Yellow-Red Liquid or Gas	1	1	-	-	-	-	-	-	-	-	-	-	-	-	-	-	-	1	1	-	-			
Nitrous Acid (Up to 10%)	Light Blue Liquid	1	1	1	-	-	-	-	-	1	-	-	-	-	1	1	1	X	1	1	X	X			
Nitrous Oxide (Nitrogen Oxide)	Gas	1	1	-	1	2	X	X	X	X	1	1	1	1	X	X	X	1	1	1	X	-			
Nitrous Oxide, Compressed Liquid	Liquid @ 800 PSIG @ 68°F (20°C)	1	-	-	-	-	-	-	-	-	-	-	-	-	-	-	-	-	-	-	-	-			
Nonene (1-nonylene)	Colorless Liquid	1	-	-	-	-	-	-	-	-	-	-	-	-	-	-	-	-	-	-	-	-			
Nonyl Alcohol (Octyl Carbinol)	Colorless Liquid	1	1	1	1	-	1	-	-	-	-	1	-	-	-	-	-	-	-	-	-	-			
Nonylene (Nonene)	Colorless Liquid	1	-	-	-	-	-	-	-	-	-	-	-	-	-	-	-	-	-	-	-	-			
O																									
Octadecanoic Acid (Stearic Acid)	Colorless Waxy Solid	1	1	1	1	2	2	2	2	2	2	1	2	1	1	1	X	2	1	X	X	-			
Octanoic Acid (Caprylic Acid)	Colorless Oily Liquid	1	-	-	-	-	-	-	-	-	-	-	-	1	-	-	-	-	-	-	-	-			
Octanol (Octyl Alcohol)	Colorless Liquid	1	1	-	-	2	2	2	2	-	1	-	1	1	2	-	-	1	1	1	1	2			
Octene	Colorless Liquid	1	-	-	-	-	-	-	-	-	1	-	-	-	-	-	-	-	-	-	-	-			
Octyl Acetate	Colorless Liquid	1	-	-	-	X	-	X	-	X	X	1	-	-	-	-	-	-	-	-	-	-			
Octyl Alcohol (Octanol)	Colorless Liquid	1	1	-	-	-	2	2	2	-	1	-	1	1	2	-	-	1	1	1	1	2			
Octyl Aldehyde	Colorless Liquid	1	-	-	-	X	-	X	-	X	X	X	-	-	-	-	-	-	-	-	-	-			
Octyl Carbinol (Nonyl Alcohol)	Colorless Liquid	1	1	1	1	-	1	-	-	-	1	-	-	-	-	-	-	-	-	-	-	-			
Octyl Phenol (Diisobutyl Phenol)	White Flakes	1	-	-	-	-	-	1	-	-	-	-	-	-	-	-	-	-	-	-	-	-			
Octylamine	Water White Liquid	1	-	-	-	X	-	X	-	2	X	X	-	-	-	-	-	-	-	-	-	-			
Oil (SAE Motor Oils)	Liquid	1	1	-	X	X	1	X	X	2	X	1	2	1	1	2	-	-	-	-	-	-			
Oil of Turpentine	Liquid	1	2	2	-	X	1	X	X	2	X	1	X	-	1	1	-	-	-	-	-	-			
Oils, Animal (High Fatty Acid Content)	Solid to Liquids	1	2	-	2	X	1	X	X	2	2	1	X	1	-	2	1	1	1	1	1	-			
Oils, Mineral (Aliphatic or Aromatic)	Liquids	1	2	-	X	X	2	X	X	X	X	1	2	2	1	X	-	-	-	-	-	2			
Oils, Vegetable (Soybean, Coconut, Corn)	Liquids	1	1	-	X	X	1	X	X	-	X	1	X	-	1	-	-	-	-	-	-	1			

ACID-CHEMICAL
AIR AND MULTI-PURPOSE
FOOD AND BEVERAGE
MARINE
MATERIAL HANDLING
MINING
OILFIELD
PETROLEUM TRANSFER
PRESSURE WASHER
STEAM
WATER
CLAMPS
COUPLINGS AND FERRULES
HOSE FINDER
CHEMICAL RESISTANCE TABLE





# GATES INDUSTRIAL HOSE PRODUCTS

	Contact Denver Product Application for recommendations for chemicals not listed. Phone (303) 744-5070  1 = Preferred - Constant Contact 2 = Acceptable - Intermittent Contact X = Not Recommended - = No Data  <b>NOTE: Ratings are for the effect on the polymer only!</b>	<b>Form</b> (at room temperature unless otherwise stated)	<b>Gates Hose / Polymers</b>													<b>Couplings / Adapters</b>						
			Stallion® Mustang™ Renegade™ Food & Bev. Mstr.	T	K	L	S	P	C	D	D	A	H	V	M	J	Z	G	Iron/Carbon Steel	Stainless Steel 304	Stainless Steel 316	Aluminum
FEP/PTFE Gatron™ UHMWPE Sanitron™ EPDM NBR SBR NR Neoprene Butyl Fluorocarbon Hypalon® CPE Nylon PVC																						
ACID-CHEMICAL																						
AIR AND MULTI-PURPOSE																						
FOOD AND BEVERAGE																						
MARINE																						
MATERIAL HANDLING																						
MINING																						
OILFIELD																						
PETROLEUM TRANSFER																						
PRESSURE WASHER																						
STEAM																						
WATER																						
CLAMPS																						
COUPLINGS AND FERRULES																						
HOSE FINDER																						
<b>CHEMICAL RESISTANCE TABLE</b>																						





Chemical	Form (at room temperature unless otherwise stated)	Gates Hose / Polymers														Couplings / Adapters						
		Stallion®		Mustang®		Renegade™		Food & Bev. Mstr.														
		T	K	L	S	P	C	D	D	A	H	V	M	J	Z	G						
		FEP/PTFE	Gartron™	UHMWPE	Sanitron™	EPDM	NBR	SBR	NR	Neoprene	Butyl	Fluorocarbon	Hypalon®	CPE	Nylon	PVC	Iron/Carbon Steel	Stainless Steel 304	Stainless Steel 316	Aluminum	Brass	Polypropylene
Phenyl Chloride (Chlorobenzene)	Clear Volatile Liquid	1	2	-	X	X	X	X	X	X	X	1	X	X	X	1	1	1	1	1	X	
Phenylenediamine (ortho)	Colorless to Red Solid Needles	-	-	-	-	-	-	-	1	-	-	-	-	-	-	-	-	-	-	-	-	
Phorone (Diisopropylidene Acetone)	Yellow Liquid	1	1	-	2	X	X	X	X	2	X	X	-	-	-	1	1	1	-	1	-	
Phosgene (Carbonyl Chloride)	Gas, Liquid 60 PSI @ 120°F (49°C)	1	X	X	X	X	X	X	X	X	X	2	1	X	-	2	-	-	-	-	-	
Phosphate Ester Hydraulic Fluid	Liquid	1	1	1	-	1	X	X	X	X	2	-	X	-	2	-	-	-	-	-	-	
Phosphate Rock	Solid	-	-	-	-	-	-	1	-	-	-	-	-	-	-	-	-	-	-	-	-	
Phosphate, Trisodium	In Water	1	1	1	1	-	-	-	-	-	1	-	-	-	-	-	-	-	-	-	-	
Phosphoric Acid (100%)	Crystals	1	2	2	2	2	-	-	-	-	1	-	-	-	-	-	-	-	-	-	-	
Phosphoric Acid (35% or less)	Colorless Liquid	1	1	1	1	1	2	2	2	2	1	1	1	1	X	X	X	1	1	X	2	1
Phosphoric Acid (50%)	Colorless Liquid	1	1	1	1	1	2	2	2	2	1	1	1	X	X	X	1	1	X	2	1	
Phosphoric Acid (75%)	Colorless Liquid	1	2	1	2	2	-	-	-	-	1	1	1	X	X	X	2	2	X	X	1	
Phosphoric Acid (85%)	Syrupy Liquid	1	2	1	2	2	X	X	X	X	1	1	1	X	X	X	2	2	X	X	1	
Phosphoric Acid (90%)	Syrupy Liquid	1	2	1	2	2	-	-	-	-	1	-	-	-	-	-	-	-	-	-	-	
Phosphoric Acid, Spent	Liquid	1	1	-	1	-	-	-	-	-	1	-	-	-	-	-	-	-	-	-	-	
Photographic, Developers	-	1	-	-	-	-	-	-	-	-	-	-	-	-	-	-	-	-	-	-	-	
Photographic, Emulsions	Liquid	1	-	-	-	-	-	-	-	-	-	-	-	-	-	-	-	-	-	-	-	
Photographic, Fixing Solutions	Liquid	1	-	-	-	-	-	-	-	-	-	-	-	-	1	-	-	-	-	-	-	
Phthalic Acid	Colorless Crystals	-	-	-	-	-	-	1	-	-	-	-	-	-	-	-	-	-	-	-	-	
Phthalic Acid (50%)	Colorless Liquid	1	-	1	-	-	-	-	-	-	-	-	-	-	-	-	-	-	-	-	-	
Phthalic Anhydride, Molten	White Crystalline Solid	-	-	X	-	-	-	-	-	-	-	-	-	-	-	-	-	-	-	-	-	
Picric Acid (Solution)	In Water	1	2	2	2	2	-	-	-	-	1	-	-	-	-	X	1	1	X	X	1	
Picric Acid (Trinitrophenol)	Yellow Crystals	1	2	2	2	2	2	2	2	2	1	2	-	X	1	X	1	1	X	X	1	
Pine Oil	Colorless to Amber Liquid	1	1	-	X	2	X	X	X	X	2	X	2	-	-	-	-	-	-	-	-	
Pine Tar	Viscous Brown to Black Liquid	1	2	-	-	-	-	-	-	-	1	-	-	-	-	-	-	-	-	-	-	
Pinene	Colorless Transparent Liquid	1	1	-	X	X	2	X	X	X	X	1	-	2	1	X	1	1	1	-	-	
Piperazine Hydrochloride Solution (34%)	In Water	1	1	-	-	2	-	-	-	-	-	-	-	-	-	-	-	-	-	-	-	
Pitch	In Aromatic Hydrocarbons	1	2	X	X	X	2	X	X	X	X	1	X	-	1	X	-	-	-	-	-	
Plating Solution Chrome (Under 120°F/49°C)	Liquid	1	1	-	2	-	-	-	-	2	2	-	-	X	X	-	X	X	-	-	1	
Pluronic (Block Polymer with Hydroxyl by BASF)	Liquid	1	1	1	1	1	-	-	-	-	1	-	-	-	-	-	-	-	-	-	-	
Polyester Plastic	-	1	1	-	-	-	-	-	-	-	2	-	-	-	2	-	-	-	-	-	-	
Polyethylene Glycol	Colorless Liquid to glassy Solid	1	-	-	-	1	2	-	1	1	1	-	-	2	2	-	-	-	-	-	-	
Polyethylene Plastic	Solid Beads	-	-	-	-	-	-	1	-	1	-	-	-	-	-	-	-	-	-	-	-	
Polypropylene Glycol	Liquid	1	1	-	1	1	1	-	1	1	1	-	-	-	-	-	-	-	-	-	-	
Polypropylene Plastic	Solid Beads	-	-	-	-	-	-	1	-	-	-	-	-	-	-	-	-	-	-	-	-	
Polystyrene Plastic	Solid Beads	-	-	-	-	-	-	1	-	-	-	-	-	-	-	-	-	-	-	-	-	
Polyurethane Foam (Under 125°F/52°C)	-	1	1	-	-	2	-	-	-	-	2	2	-	-	-	-	-	-	-	-	-	
Polyvinyl Acetate - Emulsions	Emulsion	1	1	1	1	1	1	-	1	2	1	-	1	-	1	-	-	-	-	-	-	
Potash (Potassium Carbonate) Aqueous Solution	Liquid	1	1	-	1	1	-	1	1	1	1	1	1	-	1	1	2	1	1	-	X	1
Potassium Acetate	White Powder	1	1	-	2	2	2	2	2	2	2	X	2	1	-	1	-	1	-	-	1	
Potassium Bicarbonate	Colorless crystal or white Powder	1	1	-	-	1	1	1	1	1	1	1	1	-	1	1	-	-	-	-	-	
Potassium Bisulfate	Colorless crystal	1	1	-	-	1	1	1	1	1	1	1	1	1	-	1	-	1	-	-	-	
Potassium Bromate	White Crystal or Powder	1	-	-	-	-	-	-	-	-	-	-	-	-	-	1	-	-	-	-	1	
Potassium Bromide	White Crystals or Powder	1	1	-	1	1	1	1	1	1	1	1	1	-	1	1	-	-	-	-	-	
Potassium Carbonate	White granular Powder	1	1	-	-	1	1	1	1	1	1	1	1	1	1	1	1	1	1	-	X	1
Potassium Carbonate, Liquid	Colorless to Cloudy Liquid	1	1	-	1	1	1	1	1	1	1	1	1	-	1	1	2	1	1	-	X	1
Potassium Chlorate	Colorless to white Powder	1	-	-	-	-	-	-	-	-	-	-	-	-	2	1	-	-	-	-	-	
Potassium Chloride	Colorless to white Solid	1	-	-	-	-	-	-	-	-	-	-	-	1	1	1	-	-	-	-	-	
Potassium Chloride, Dry	White Solid	1	1	-	1	1	1	1	1	1	1	1	1	-	1	1	-	-	-	-	-	
Potassium Chromate	Yellow Crystal	1	2	-	2	X	X	X	2	2	1	2	1	2	1	2	-	-	-	-	1	
Potassium Cuprocyanide	White Crystalline Solid	1	-	-	1	1	1	1	1	1	1	1	1	-	2	1	-	-	-	-	1	
Potassium Cyanide	White Crystal	1	-	-	-	-	-	-	-	-	-	-	1	-	-	-	-	-	-	-	-	

ACID-CHEMICAL
AIR AND MULTI-PURPOSE
FOOD AND BEVERAGE
MARINE
MATERIAL HANDLING
MINING
OILFIELD
PETROLEUM TRANSFER
PRESSURE WASHER
STEAM
WATER
CLAMPS
COUPLINGS AND FERRULES
HOSE FINDER
CHEMICAL RESISTANCE TABLE





# GATES INDUSTRIAL HOSE PRODUCTS

	Contact Denver Product Application for recommendations for chemicals not listed. Phone (303) 744-5070  1 = Preferred - Constant Contact 2 = Acceptable - Intermittent Contact X = Not Recommended - = No Data  <b>NOTE: Ratings are for the effect on the polymer only!</b>	<b>Form</b> (at room temperature unless otherwise stated)	<b>Gates Hose / Polymers</b>													<b>Couplings / Adapters</b>							
			Stallion® Mustang™ Renegade™ Food & Bev. Mstr.													Iron/Carbon Steel	Stainless Steel 304	Stainless Steel 316	Aluminum	Brass	Polypropylene		
				T	K	L	S	P	C	D	D	A	H	V	M							J	Z
			Chemical	FEP/PTFE Gatron™	UHMWPE	Sanitron™	EPDM	NBR	SBR	NR	Neoprene	Butyl	Fluorocarbon	Hypalon®	CPE	Nylon	PVC						
ACID-CHEMICAL																							
AIR AND MULTI-PURPOSE																							
FOOD AND BEVERAGE																							
MARINE	Potassium Dichromate	White Crystalline Powder	1	-	-	-	-	-	-	-	-	-	1	2	1	-	-	-	-	-			
	Potassium Ferrocyanide	Yellow Crystal or Powder	1	-	-	-	-	-	-	-	-	-	-	-	1	-	-	-	-	1			
	Potassium Fluoride	White Crystalline Powder	1	-	-	-	-	-	-	-	-	-	-	-	1	-	-	-	-	1			
	Potassium Hydrate	White Solid	1	-	-	2	2	2	2	2	2	1	X	1	-	2	2	-	-	-			
	Potassium Hydroxide (45% Caustic Potash)	Colorless to Cloudy Liquid	1	1	1	1	2	2	2	2	2	2	1	2	-	X	2	2	-	-			
	Potassium Hydroxide, Liquid >50%	Colorless to Cloudy Liquid	1	1	1	-	1	2	2	2	2	1	X	2	X	X	2	-	-	-			
	Potassium Iodide	White Solid	1	-	-	1	1	-	-	1	-	1	1	-	-	1	-	-	-	2			
	Potassium Nitrate	Colorless to white Solid	1	-	-	-	-	-	-	-	-	-	-	1	1	1	-	-	-	-			
	Potassium Permanganate	Dark purple Crystal	1	1	1	-	-	-	-	-	-	-	-	X	X	X	-	-	-	-			
	Potassium Persulfate	White Crystal	1	-	-	-	-	-	-	-	-	-	-	-	-	1	-	-	-	-			
	Potassium Phosphate	Colorless to white Crystal	1	-	-	-	1	-	-	-	1	-	1	1	-	-	-	-	-	-			
	Potassium Silicate, Other Than Dry	-	1	1	-	-	1	1	2	-	1	-	1	-	-	-	-	-	-	-			
	Potassium Sulfate	White Crystal or Powder	1	-	-	1	-	-	-	-	-	-	-	1	1	1	-	-	-	-			
	Potassium Sulfide	Red or yellow Crystal or Solid	1	1	1	-	1	1	-	-	1	1	2	-	-	-	-	-	-	-			
	Potassium Sulfite	White Crystal or Powder	1	-	-	-	-	-	-	-	-	-	-	1	-	2	-	-	-	-			
	Potassium Thiosulfate	Colorless crystal	1	-	-	-	1	-	-	-	1	-	1	1	-	-	1	-	-	-			
	Primatol A, S, P (Aq Spray)	Liquid	1	-	-	-	-	-	-	-	-	-	-	-	-	-	-	-	-	-			
	Propane Gas	Colorless Gas	CONTACT DENVER PRODUCT APPLICATION																				
	Propanediol	Colorless Liquid	1	1	-	-	1	1	-	-	X	1	1	2	-	-	-	-	-	-	-		
	Propanol (Propyl Alcohol)	Colorless Liquid	1	1	1	1	1	-	-	-	-	1	1	-	1	1	2	-	-	-	-		
	Propionic Acid	Colorless Oily Liquid	1	1	1	1	2	X	2	2	X	2	1	2	-	-	-	1	1	-	-		
	Propyl Acetate	Colorless Liquid	1	1	1	1	-	-	-	-	-	X	-	2	-	-	-	-	-	-	-		
	Propyl Alcohol (Propanol)	Colorless Liquid	1	1	1	1	1	-	-	-	-	1	1	-	1	1	2	-	-	-	-		
	Propyl Aldehyde	White-water Liquid	1	-	-	-	X	-	X	-	X	2	X	X	-	-	-	-	-	-	-		
	Propyl Chloride	Colorless Liquid	1	-	-	-	X	-	X	-	X	2	X	-	-	-	-	-	-	-	-		
	Propylene	Colorless Gas	1	-	-	X	X	X	X	X	X	1	X	-	-	-	-	-	-	-	-		
	Propylene Diamine	Colorless Liquid	1	-	-	-	2	-	2	-	2	-	X	-	-	-	-	-	-	-	-		
	Propylene Dichloride (Dichloropropane)	Colorless Liquid	1	-	-	X	X	X	X	X	X	2	X	-	-	-	-	-	-	-	-		
	Propylene Glycol	Liquid	1	1	1	1	1	1	1	1	1	1	1	1	2	1	-	-	-	-	-		
	Propylene Oxide	Colorless Liquid	-	-	-	-	-	-	-	-	-	1	-	-	-	-	-	-	-	-	-		
	Purina Insecticide	-	1	1	-	-	2	X	-	-	X	2	2	-	-	2	-	1	1	1	1	2	-
	Puropale RX Oils	Liquid	1	1	-	-	X	1	-	-	-	X	-	-	-	1	2	1	1	1	1	1	-
	Pydraul 10E, 29E-LT, 30E, 60, 65E, 115SE	Liquid	1	1	-	-	2	X	-	-	-	2	-	-	2	-	X	1	1	1	1	1	-
	Pydraul 135	Liquid	1	1	-	-	X	-	-	-	-	2	1	-	2	2	-	1	1	1	1	1	-
	Pydraul 150	Liquid	1	1	-	-	2	X	X	X	X	2	1	X	2	2	X	1	1	1	1	1	-
	Pydraul 280	Liquid	1	1	-	-	2	X	X	X	X	2	2	X	2	2	X	1	1	1	1	1	-
	Pydraul 312	Liquid	1	1	-	2	X	X	X	X	X	1	-	2	1	X	1	1	1	1	1	1	-
	Pydraul 50E	Liquid	1	1	-	-	2	-	-	-	-	2	2	-	2	1	X	-	-	-	-	-	-
	Pydraul 540	Liquid	1	1	-	X	X	X	X	X	X	1	X	2	X	X	1	1	1	1	1	1	-
	Pydraul 625	Liquid	1	1	-	-	2	X	X	X	X	2	1	X	2	2	X	1	1	1	1	1	-
	Pydraul A-200	Liquid	1	1	-	-	X	X	X	X	X	1	X	2	2	X	1	1	1	1	1	1	-
	Pydraul F-9	Liquid	1	2	-	-	2	X	X	X	X	2	1	X	2	2	-	1	1	1	1	1	-
	Pyrene (Carbon Tetrachloride)	Colorless Liquid	1	2	X	X	X	X	X	X	X	1	X	2	1	X	X	2	2	X	2	X	-
	Pyrethrum	Liquid	1	-	-	-	-	-	-	-	-	-	-	-	-	2	-	-	-	-	-	-	-
	Pyridine (50%)	-	1	2	-	2	-	-	-	-	X	-	X	X	-	-	X	-	1	1	1	1	-
	Pyrogard 160, 230, 630	Liquid	1	1	-	-	-	-	-	-	-	2	-	-	-	-	-	1	1	1	1	1	-
	Pyrogard 51, 53, 55	Liquid	1	1	-	-	2	X	-	-	-	2	-	-	-	-	-	1	1	1	1	1	-
	Pyrogard C, D	Liquid	1	1	-	-	X	1	-	-	-	X	-	-	-	1	2	1	1	1	1	1	-
	Pyronal (Transformer Oil)	Liquid	1	1	-	-	-	-	-	-	-	1	-	-	-	-	-	-	-	-	-	-	-
	HOSE FINDER																						
	CHEMICAL RESISTANCE TABLE																						



Chemical	Form (at room temperature unless otherwise stated)	Gates Hose / Polymers														Couplings / Adapters						
		Stallion®			Mustang®			Renegade™			Food & Bev. Mstr.											
		T	K	L	S	P	C	D	D	A	H	V	M	J	Z	G						
		FEP/PTFE	Gatrom™	UHMWPE	Sanitron™	EPDM	NBR	SBR	NR	Neoprene	Butyl	Fluorocarbon	Hypalon®	CPE	Nylon	PVC	Iron/Carbon Steel	Stainless Steel 304	Stainless Steel 316	Aluminum	Brass	Polypropylene
Q Quenching Oil Quintolubric 822	Liquid	1	-	-	-	2	-	-	2	-	-	-	-	-	-	-	1	1	1	1	-	-
	Liquid	1	1	-	-	2	1	-	-	2	X	1	-	-	1	-	1	1	1	1	1	-
R Ramrod (Ag Spray) Rando Oils Rape Seed Oil (Canola Oil) Red Oil (Commercial Oleic Acid) (MIL-5606) Refined Wax (Petroleum) Regal Oils R&O Richfield "A" Weed Killer Road Paving Compound Road Tar Round Up (Glyphosate) Rubilene Oils	-	1	1	-	-	-	-	-	-	-	-	-	-	1	-	-	1	1	1	1	1	-
	Liquid	1	1	-	-	X	1	-	-	-	X	-	-	-	1	-	1	1	1	1	1	-
	Brownish to yellow Liquid	1	1	-	2	2	2	-	-	2	-	-	X	-	-	-	1	1	1	1	1	-
	Liquid	1	2	2	2	2	1	X	X	2	2	2	X	2	1	2	2	2	1	1	2	1
	Liquid	1	1	-	-	1	X	X	2	-	1	-	-	-	1	-	1	1	1	-	1	-
	Liquid	1	1	-	-	X	1	-	-	-	X	-	-	-	1	2	-	-	-	-	1	-
	-	1	1	-	-	X	2	X	X	X	X	2	X	-	-	-	2	-	-	-	-	-
	-	-	-	X	-	-	-	-	-	-	-	-	-	-	-	-	-	-	-	-	-	-
	-	-	-	2	-	-	-	-	-	-	-	-	-	-	-	-	-	-	-	-	-	-
	Liquid	1	1	-	-	1	-	-	-	-	-	-	-	-	1	-	-	-	-	-	-	-
S Salicylic Acid Salt Water (Sea Water) Sauerkraut Sea Water Sevin Sewage Shampoo Shellac Shortening Silicate of Soda Silicone Greases Silicone Oils Silver Cyanide Silver Nitrate Skydrol 500A & 7000 Soap Oil Soap Solutions Soap, Liquid Soda Ash (Sodium Carbonate) Soda Water Sodium Acetate Sodium Aluminate Solution Sodium Benzoate Sodium Bicarbonate Sodium Bichromate Solution Sodium Bisulfate (Niter Cake) Sodium Bisulfite Sodium Borate (Borax) Sodium Carbonate (Soda Ash) Sodium Chlorate Sodium Chloride	White Powder	1	1	1	1	2	X	2	2	-	2	2	-	-	1	1	-	1	1	2	-	
	Liquid	1	1	-	1	1	2	2	X	2	1	1	2	-	1	1	2	2	1	1	2	-
	-	1	-	-	1	-	-	-	-	-	-	-	-	-	-	2	-	-	-	-	-	-
	Colorless Liquid	1	1	-	1	1	2	2	X	2	1	1	2	-	1	1	2	2	1	1	2	-
	-	1	2	-	-	2	-	-	-	-	-	-	-	-	-	-	-	-	-	-	-	-
	Sludge	1	1	1	1	1	2	2	X	2	-	-	2	1	1	2	X	1	1	2	1	-
	Liquid	1	-	1	-	-	-	-	-	-	-	-	-	-	-	-	-	-	-	-	-	-
	Orange to colorless flake	1	-	X	-	-	-	-	-	-	-	-	-	-	1	-	-	-	-	-	-	-
	-	1	-	-	X	1	-	-	-	-	-	-	-	-	-	-	-	-	-	-	-	-
	Brownish or yellow Liquid	1	1	-	-	1	1	-	1	1	1	1	1	1	-	-	-	-	-	-	-	-
Liquid	1	2	-	-	2	-	-	2	-	2	2	2	-	1	2	1	1	1	-	1	-	
Liquid	1	2	-	-	2	-	-	2	-	2	2	2	-	1	2	1	1	1	-	1	-	
White Powder	1	1	-	-	-	-	-	1	-	-	-	-	-	-	1	-	-	-	-	-	1	
Colorless crystal	1	1	-	1	1	1	1	1	1	1	1	1	1	1	1	2	2	1	1	2	-	
Liquid	1	1	-	1	1	X	X	X	X	2	X	X	2	1	X	1	1	1	1	-	-	
Liquid	1	1	2	-	-	X	-	-	X	-	-	X	-	-	-	1	1	1	1	1	-	
Liquid	1	1	1	-	1	1	X	X	2	1	1	1	1	1	1	1	1	1	1	1	-	
Liquid	1	1	-	1	1	2	2	1	2	1	1	1	-	2	2	1	1	1	-	-	-	
Grayish Powder	1	1	-	1	1	1	1	1	1	1	1	1	1	1	1	1	1	1	1	X	2	
Liquid	1	-	-	-	-	-	-	-	-	-	-	-	-	1	1	1	-	-	-	-	-	
Colorless crystal	1	1	-	-	2	X	2	2	X	2	X	X	1	1	1	1	1	1	1	1	-	
Colorless to cloudy Liquid	1	1	-	-	1	1	2	2	1	1	1	1	-	2	2	-	-	-	-	-	-	
White Crystals or Powder	1	-	-	-	-	-	-	-	-	-	-	-	-	-	1	-	-	-	-	-	1	
White Crystal or Powder	1	1	-	1	1	1	1	1	1	1	1	1	1	1	1	1	1	1	1	2	-	
Red to clear Liquid	1	1	-	-	1	2	2	2	2	1	1	2	-	2	2	-	-	-	-	-	-	
Colorless Crystals to White Lumps	1	1	-	-	1	1	1	1	1	1	1	1	1	1	1	1	X	1	1	X	X	
White Crystals or Powder	1	1	-	-	1	1	1	1	1	1	1	1	1	1	1	1	1	1	1	-	-	
White Crystals	1	1	-	-	1	1	1	1	1	1	1	1	1	1	1	1	2	1	1	-	2	
Grayish Powder	1	1	-	-	1	1	1	1	1	1	1	1	1	1	1	1	1	1	1	X	2	
Colorless Crystals	1	-	-	1	1	1	1	1	2	2	1	1	-	1	1	-	-	-	-	-	1	
Colorless to white Crystals	1	1	1	1	1	1	1	1	1	1	1	1	1	1	1	1	2	2	1	X	X	

ACID-CHEMICAL
AIR AND MULTI-PURPOSE
FOOD AND BEVERAGE
MARINE
MATERIAL HANDLING
MINING
OILFIELD
PETROLEUM TRANSFER
PRESSURE WASHER
STEAM
WATER
CLAMPS
COUPLINGS AND FERRULES
HOSE FINDER
CHEMICAL RESISTANCE TABLE





# GATES INDUSTRIAL HOSE PRODUCTS

	Contact Denver Product Application for recommendations for chemicals not listed. Phone (303) 744-5070	Form (at room temperature unless otherwise stated)	Gates Hose / Polymers													Couplings / Adapters					
			Stallion® Mustang™ Renegade™ Food & Bev. Mstr.																		
			T K L S P C D D A H V M J Z G													Iron/Carbon Steel	Stainless Steel 304	Stainless Steel 316	Aluminum	Brass	Polypropylene
Chemical		FEP/PTFE Gatlon™ UHMWPE	Sanitron™ EPDM NBR	SBR NR Neoprene	Butyl	Fluorocarbon Hypalon®	CPE	Nylon	PVC												
ACID-CHEMICAL																					
AIR AND MULTI-PURPOSE																					
FOOD AND BEVERAGE																					
MARINE																					
MATERIAL HANDLING																					
MINING																					
OILFIELD																					
PETROLEUM TRANSFER																					
PRESSURE WASHER																					
STEAM																					
WATER																					
CLAMPS																					
COUPLINGS AND FERRULES																					
HOSE FINDER																					

CHEMICAL RESISTANCE TABLE



Chemical	Form (at room temperature unless otherwise stated)	Gates Hose / Polymers														Couplings / Adapters							
		Stallion®		Mustang®		Renegade™		Food & Bev. Mstr.															
		T	K	L	S	P	C	D	D	A	H	V	M	J	Z	G							
		FEP/PTFE	Matron™	UHMWPE	Sanitron™	EPDM	NBR	SBR	NR	Neoprene	Butyl	Fluorocarbon	Hypalon®	CPE	Nylon	PVC	Iron/Carbon Steel	Stainless Steel 304	Stainless Steel 316	Aluminum	Brass	Polypropylene	
Steam	Gas	USE STEAM HOSE ONLY																					
Stearic Acid (Octadecanoic Acid)	Colorless Waxy Solid	1	1	1	1	2	2	2	2	2	2	2	1	2	1	1	1	X	2	1	X	X	-
Stearin	Colorless crystal or Powder	1	-	-	-	-	-	-	-	-	-	-	-	-	-	2	-	-	-	-	-	-	-
Stoddard Solvent	Clear petroleum distillate	1	2	-	2	X	2	X	X	-	X	1	-	1	1	2	2	1	1	-	1	-	-
STPP (Sodium Tripolyphosphate)	White Powder	1	2	-	-	2	-	2	2	-	2	X	-	-	-	-	-	2	1	X	X	-	-
Straight Synthetic Oils	Liquid	1	-	-	-	-	-	-	-	-	-	-	-	-	1	2	-	-	-	-	-	-	-
Styrene (Monomer)	Colorless Oily Liquid	1	2	-	X	X	X	X	X	-	X	2	-	2	2	-	2	X	2	X	2	-	-
Sucrose Solutions	Liquid	1	1	-	1	-	1	1	1	1	1	-	1	-	-	-	1	1	1	-	-	-	-
Sugar, Liquid, Blended	Liquid	1	1	-	1	1	1	1	1	1	1	1	2	-	-	-	-	-	-	-	-	-	-
Sugar, Syrup	Liquid	1	1	-	1	1	1	1	1	1	1	1	2	-	-	-	-	-	-	-	-	-	-
Sulfamic Acid	In Water	1	1	1	1	2	X	X	X	-	2	1	2	1	X	X	-	-	-	-	-	-	-
Sulfamic Acid (10%) (Under 170°F/77°C)	Colorless Liquid	1	X	-	-	-	-	X	X	-	2	2	1	-	X	1	-	-	-	-	-	-	-
Sulfate Liquors (Under 150°F/66°C)	-	1	-	-	-	-	-	-	-	-	-	-	-	-	1	1	-	-	-	-	-	1	
Sulfur (Under 200°F/93°C)	Yellow Crystals	-	-	-	-	-	-	-	-	-	-	-	-	-	-	-	-	-	-	-	-	-	-
Sulfur Chloride	Yellow Oily Liquid	1	2	-	-	X	X	X	X	X	X	1	2	-	2	2	X	X	2	-	X	-	-
Sulfur Dioxide	Colorless Gas or Liquid	-	-	-	1	2	X	X	-	-	2	X	-	-	-	-	-	-	-	-	-	-	-
Sulfur Dioxide (Dry)	-	1	2	-	2	X	X	X	X	X	1	2	-	-	X	1	2	1	1	1	1	-	-
Sulfur Dioxide (Liquid)	Colorless Liquid	1	-	1	-	1	X	X	X	2	2	X	2	-	-	X	-	-	-	-	-	-	-
Sulfur Dioxide (Moist)	-	1	-	1	-	1	X	X	X	2	1	2	2	-	-	X	-	-	-	-	-	-	-
Sulfur Hexafluoride (Gas)	Colorless Gas	1	1	-	-	1	2	2	2	1	1	2	2	-	1	2	-	-	-	-	-	-	-
Sulfur Trioxide (Dry)	Solid	1	2	-	-	2	X	X	X	X	1	X	X	-	1	2	2	2	2	-	-	-	-
Sulfuric Acid (10%)	Colorless Water Solution	1	1	1	1	1	2	1	1	1	1	1	1	1	X	-	-	X	X	2	X	X	-
Sulfuric Acid (100%)	Colorless Liquid	1	X	X	X	X	X	X	X	X	X	2	X	X	-	2	X	2	X	X	-	-	-
Sulfuric Acid (30%)	Colorless Water Solution	1	1	1	1	1	2	2	2	1	1	1	1	1	X	-	X	X	2	X	X	-	
Sulfuric Acid (50%)	Colorless Water Solution	1	1	1	1	1	X	X	X	2	1	1	1	1	X	-	X	X	2	X	X	-	-
Sulfuric Acid (60%) (48.5 deg Baume)	Colorless Liquid	1	1	1	1	1	X	X	X	X	1	1	1	1	X	-	X	X	2	X	X	-	
Sulfuric Acid (75%)	Colorless to Brown Solution	1	1	1	1	2	X	X	X	X	2	1	2	2	X	-	X	X	2	X	X	-	
Sulfuric Acid (88%) (64.7 deg Baume)	Colorless Liquid	1	2	1	2	X	X	X	X	X	X	1	X	X	X	-	X	X	2	X	X	-	
Sulfuric Acid (93%)	Colorless to Brown Oily Liquid	1	X	1	2	X	X	X	X	X	X	1	X	X	X	-	X	X	2	X	X	-	
Sulfuric Acid (96%)	Colorless Liquid	1	X	1	2	X	X	X	X	X	X	1	X	X	X	-	X	X	2	X	X	-	
Sulfuric Acid (98%)	Colorless to Brown Oily Liquid	1	X	1	2	X	X	X	X	X	X	1	X	X	X	-	X	X	2	X	X	-	
Sulfuric Acid, Fuming (Oleum)	Colorless to Dark Brown Oily Liquid	1	X	X	X	X	X	X	X	X	X	1	X	X	X	-	-	1	-	-	X	-	
Sulfurous Acid (10%)	Colorless Liquid	1	1	1	1	1	X	X	X	-	2	1	1	1	-	1	-	X	2	1	X	X	
Sulfurous Acid (75%)	Colorless Liquid	1	1	1	1	1	X	X	X	X	X	1	1	1	X	-	X	X	2	X	X	-	
Sun R&O Oils	Liquid	1	1	-	-	X	1	-	-	-	X	1	-	-	1	2	1	1	1	1	1	-	
Suntac HP Oils	Liquid	1	1	-	-	X	1	-	-	-	X	1	-	-	1	2	1	1	1	1	-	-	
Suntac WR Oils	Liquid	1	1	-	-	X	1	-	-	-	X	1	-	-	1	2	1	-	1	1	-	-	
Sunvis Oils 700, 800, 900	Liquid	1	1	-	X	X	1	-	-	-	X	1	-	-	1	2	1	1	1	-	-	-	
Synthetic Oil (Citgo)	Liquid	1	1	-	-	X	-	-	-	-	X	-	-	-	1	2	1	1	1	-	-	-	
Syrup	Viscous Liquid	1	1	-	1	-	-	1	1	2	-	1	-	-	-	-	-	1	1	-	-	-	
<b>T</b>																							
Tall Oil	Black liquid	1	2	-	X	X	1	X	X	X	X	2	X	-	-	X	-	X	2	-	-	-	
Tall Oil (Under 150°F/66°C)	Liquid	1	1	-	2	X	2	X	X	2	X	1	X	-	-	-	-	X	2	-	-	-	
Tallow	White to clear Solid or Liquid	1	1	-	2	2	2	-	-	2	2	-	-	-	1	2	2	2	2	1	2	-	
Tannic Acid	Faint Yellow Powder	1	1	1	1	1	X	2	2	2	1	1	2	1	1	1	2	1	1	2	X	-	
Tannic Acid (10%)	Yellow Liquid	1	1	-	-	X	2	2	2	2	X	1	2	1	1	1	2	1	1	2	X	-	
Tar (Bituminous) (Under 100°F/38°C)	-	1	1	2	X	X	2	X	X	2	X	1	-	X	-	-	1	1	1	1	2	-	
Tar Oil	Yellow to dark brown Liquid	1	-	-	X	-	-	-	-	-	-	-	-	-	1	2	-	-	-	-	-	-	
Tartaric Acid	White Crystalline Powder	1	1	1	1	1	2	2	2	2	1	1	1	1	-	-	-	2	2	2	-	-	
TEA (Triethanolamine)	Colorless Viscous Liquid	1	1	-	-	1	2	2	2	2	2	X	2	1	-	2	-	1	1	-	1	-	

ACID-CHEMICAL
AIR AND MULTI-PURPOSE
FOOD AND BEVERAGE
MARINE
MATERIAL HANDLING
MINING
OILFIELD
PETROLEUM TRANSFER
PRESSURE WASHER
STEAM
WATER
CLAMPS
COUPLINGS AND FERRULES
HOSE FINDER
CHEMICAL RESISTANCE TABLE





Chemical	Form (at room temperature unless otherwise stated)	Gates Hose / Polymers														Couplings / Adapters							
		Stallion® Mustang®		Renegade™		Food & Bev. Mstr.																	
		T	K	L	S	P	C	D	D	A	H	V	M	J	Z	G							
		FEP/PTFE	Gartron™	UHMWPE	Sanitron™	EPDM	NBR	SBR	NR	Neoprene	Butyl	Fluorocarbon	Hypalon®	CPE	Nylon	PVC	Iron/Carbon Steel	Stainless Steel 304	Stainless Steel 316	Aluminum	Brass	Polypropylene	
Contact Denver Product Application for recommendations for chemicals not listed. Phone (303) 744-5070 1 = Preferred - Constant Contact 2 = Acceptable - Intermittent Contact X = Not Recommended - = No Data  <b>NOTE: Ratings are for the effect on the polymer only!</b>																							
Turpentine	Liquid oil	1	X	1	X	X	2	X	X	X	X	1	X	2	1	1	-	1	1	1	1	2	-
<b>U</b>																							
Ucon Hydrolube Types 150CP, 200CP	Liquid	1	1	-	-	1	1	-	-	-	1	-	-	-	1	2	1	1	1	1	1	-	
Ucon Hydrolube Types 275CP, 300CP, 550CP	Liquid	1	-	-	-	1	1	X	X	X	X	1	-	-	2	2	-	-	-	-	-	-	
Ucon M1	Liquid	1	1	-	-	1	1	-	-	-	1	-	-	-	1	2	1	1	1	1	1	-	
Undecanol (Undecyl Alcohol)	Colorless Liquid	1	-	-	-	1	1	-	2	-	-	2	2	-	-	-	-	-	-	-	-	-	
Undecyl Alcohol (Undecanol)	Colorless Liquid	1	-	-	-	1	1	-	2	-	-	2	2	-	-	-	-	-	-	-	-	-	
Union Hydraulic Tractor Fluid	Brown Liquid	1	1	-	-	X	1	-	-	-	X	-	-	-	1	2	1	1	1	1	1	-	
Urea Solution (100%)	Liquid	1	1	1	1	1	2	1	1	1	2	-	1	1	2	1	1	1	1	-	-	-	
<b>V</b>																							
Varnish	-	1	2	-	X	X	X	X	X	X	X	2	X	-	1	-	2	1	1	1	-	2	-
Vegetable Oils	Liquids	1	-	1	2	2	-	X	X	2	X	-	1	1	1	2	1	1	1	1	1	-	
Versilube F-50, F-44	Liquid	1	-	-	2	2	2	2	2	2	1	2	-	1	2	-	1	1	1	1	1	1	-
Vinegar	Brownish to colorless Liquid	1	1	-	1	-	2	2	2	2	2	1	X	2	-	1	X	2	1	X	X	-	
Vinyl Acetate	Colorless Liquid	1	1	X	2	X	X	X	X	X	2	X	X	1	-	-	-	1	2	1	2	-	
Vinyl Chloride (Monomer)	-	1	2	-	-	X	X	X	X	X	X	2	X	X	-	X	2	1	1	1	X	-	
Vinyl Fluoride	Colorless Gas	1	1	-	-	-	-	-	-	-	-	1	-	-	-	-	-	-	-	-	-	-	
Vinyl Trichloride (Trichloroethane)	Colorless Liquid	1	-	-	X	X	X	X	X	X	X	1	X	X	X	X	-	-	-	-	-	-	
Vitrea Oils	Liquid	1	1	-	-	X	1	-	-	-	X	-	-	-	1	2	1	1	1	1	-	-	
VM&P Naptha (Mineral Spirits)	Colorless Liquid	1	1	-	X	X	1	X	X	-	X	1	X	-	1	-	1	1	1	2	1	-	
<b>W</b>																							
Waste Paint	Liquid to semi-Solid paste	1	-	-	-	-	-	-	-	-	-	-	-	-	-	-	-	-	-	-	-	-	
Water	Liquid	1	1	1	1	1	1	1	1	1	1	-	1	1	1	1	2	1	1	1	1	-	
Water (Brine)	Liquid	1	1	-	1	1	2	1	1	2	1	1	1	-	1	1	-	-	-	-	-	1	
Water (Deionized)	Liquid	1	-	1	-	-	-	-	-	-	-	1	-	-	-	-	-	-	-	-	-	-	
Water (Distilled)	Liquid	1	1	1	1	1	1	1	1	2	1	-	1	-	1	1	-	-	-	-	-	1	
Water (Potable)	Liquid	USE FDA HOSE ONLY														-	-	-	-	1			
Water Glycols	Liquid	1	1	1	1	-	-	-	-	-	-	-	-	-	1	1	1	-	-	-	-	-	
Water in Oil Emulsions	Liquid	1	1	1	2	-	-	-	-	-	-	-	-	-	1	1	-	-	-	-	-	-	
White & Bagley No. 2190 Cutting Oil	Liquid	1	-	-	-	-	-	-	-	-	-	-	-	-	-	-	-	-	-	-	-	-	
Wines	Liquid	1	2	-	1	X	X	X	X	X	X	1	X	1	1	-	2	2	2	1	-	-	
Wood Oil	Liquid	1	1	-	-	X	1	X	X	2	X	1	2	1	1	1	-	-	-	-	-	-	
<b>X</b>																							
Xylene (Dimethylbenzene)	Colorless Liquid	1	2	X	X	X	X	X	X	X	X	1	X	X	1	X	-	-	-	-	-	-	
Xylenol (Dimethylphenol)	White solid, liquid @ 68°F (20°C)	1	1	-	-	-	-	-	-	-	-	1	-	-	-	-	-	-	-	-	-	-	
<b>Z</b>																							
Zeric	-	1	1	-	-	X	1	-	-	-	X	-	-	-	2	2	-	-	-	-	-	-	
Zinc Acetate	White Crystal	1	1	-	-	2	X	2	2	X	2	X	X	-	X	1	1	1	1	1	1	-	
Zinc Chloride Solutions	Colorless to cloudy Liquid	1	1	-	1	-	1	2	2	1	2	1	1	1	2	-	X	2	1	X	X	-	
Zinc Chromate	Yellow Solid	1	1	-	-	-	-	-	-	-	-	-	1	-	-	-	-	1	-	-	-	-	
Zinc Hydrate	-	1	-	-	-	-	-	-	-	-	-	-	-	-	1	-	-	-	-	-	-	-	
Zinc Oxide	White or gray Powder	1	-	-	-	-	-	-	-	-	-	-	-	-	-	1	-	-	-	-	-	-	
Zinc Sulfate Solutions	Colorless to cloudy Liquid	1	1	-	-	2	2	X	X	2	2	-	2	1	2	2	X	2	1	X	X	-	

ACID-CHEMICAL
AIR AND MULTI-PURPOSE
FOOD AND BEVERAGE
MARINE
MATERIAL HANDLING
MINING
OILFIELD
PETROLEUM TRANSFER
PRESSURE WASHER
STEAM
WATER
CLAMPS
COUPLINGS AND FERRULES
HOSE FINDER
CHEMICAL RESISTANCE TABLE







**POWERING PROGRESS™**

**GATES CORPORATION**  
1551 Wewatta Street  
Denver, CO 80202  
800.366.3128 / Fax 303.744.4499  
[Gates.com/industrialhose](http://Gates.com/industrialhose)

**39496-000**  
March 2012  
Supersedes October 2009 Edition